

# November 2024

# MDOC Adult Data Report



## MDOC Data Team

This document contains key adult correctional data points to assist management and staff in making evidence-based decisions.

Randall Liberty  
Commissioner

Anthony Cantillo  
Deputy Commissioner

Maine Department of Corrections  
25 Tyson Drive  
State House Station 111  
Augusta Maine 04333-0111  
207-287-2711

12/10/2024



# Maine Department of Corrections November 2024 Data Reporting

---

## Contents

1.0 Population & Demographics .....	3
1.1 Incarcerated Population .....	3
1.2 Behavioral Health Services .....	4
1.3 Administrative Control Unit Population .....	5
1.4 Restrictive Housing Population .....	6
2.0 Correctional Programming .....	9
2.1 Resident Classification Reviews .....	9
2.2 DOC Programming by Type .....	10
3.0 Classification .....	11
3.1 Average Monthly Gain, by Year, by Gender .....	11
3.2 Current Custody Ratings .....	11
3.3 Facility Transfers .....	12
4.0 Supervised Community Confinement Program (SCCP) .....	13
5.0 Prison Industries Report .....	14
6.0 Office of Victim Services .....	15
7.0 Adult Community Corrections .....	16
7.1 Adult Community Caseloads .....	17
7.2 Average Age and Race of Adult Probationers by Gender .....	18
7.3 Community Population Over Time .....	18
7.4 Community Investigations .....	19
7.5 Leading the Way .....	19
7.6 Probation Successful Completions: .....	19
7.7 Violations & Revocations .....	20



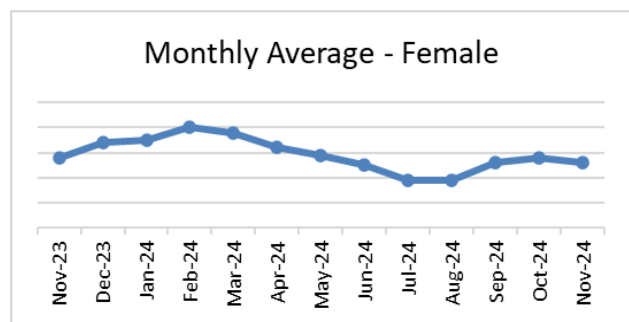
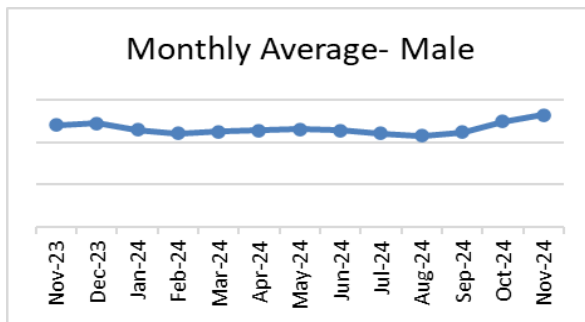
# Maine Department of Corrections November 2024 Data Reporting

## 1.0 Population & Demographics

### 1.1 Incarcerated Population

2023-2024 average population, by month, by gender. Average Population YTD is based only on 2024 months.

Month-Year	Male	Female	Total
November 2023	1640	188	1828
December 2023	1645	194	1839
January 2024	1629	195	1824
February 2024	1620	200	1821
March 2024	1625	198	1824
April 2024	1627	192	1819
May 2024	1630	189	1819
June 2024	1628	185	1813
July 2024	1620	179	1799
August 2024	1615	179	1795
September 2024	1624	186	1810
October 2024	1649	188	1836
November 2024	1664	186	1850
<b>Average Population YTD</b>	<b>1630</b>	<b>189</b>	<b>1819</b>



### Population Demographics

#### Average Age

	Male	Female
November 2024	42	39

### Racial Breakdown by Gender

	Male	Female
Asian	0.56%	0.00%
Black or African American	11.62%	3.23%
Native American	3.04%	2.80%
Native Hawaiian	0.11%	0.54%
Two or More Races	1.20%	0.23%
Unknown	2.28%	0.54%
White	81.18%	92.67%
<b>Totals</b>	<b>100%</b>	<b>100%</b>



# Maine Department of Corrections November 2024 Data Reporting

## Current Population by Controlling Sentence

The table to the right shows the total population by controlling sentence. The “Null” category is a result of the correctional information system not being able to determine a controlling sentence. The “Attempt” category represents several offense types where the controlling offense was attempted but not successful. Controlling offense reflects all adult facility population on December 3, 2024.

Controlling Sentence	Total	%	Controlling Sentence	Total	%
Null	51	3%	Manslaughter	74	4%
Animal Welfare	1	0%	Murder	225	12%
Arson	29	2%	Offenses/Family	2	0%
Assault/Threaten	289	16%	OUI	21	1%
Attempt	22	1%	Property Damage	8	0%
Bail	17	1%	Public Admin	21	1%
Burglary	81	4%	Robbery	74	4%
Conspiracy	2	0%	Sex Offenses	245	13%
Drugs- Trafficking	448	24%	Stalking/Terrorize	12	1%
Drugs- Possession	48	3%	Theft	75	4%
Drugs- Other	9	0%	Traffic Criminal	49	3%
Falsification	20	1%	Trespass	1	0%
Forgery	4	0%	Weapons	6	0%
Kidnapping	17	1%			

## 1.2 Behavioral Health Services

Wellpath provided behavioral health services for November 2024:

- Substance use disorder assessments — 62
- Behavioral health intakes — 99
- Behavioral health sick calls answered — 486
- Adult facility residents on psych meds — 1,281
  - 177 females
  - 1,104 males
- IMHU screenings — 2
- IMHU groups offered — 43
- Number of times IMHU residents attended groups — 175
- Average number of IMHU daily individual therapy sessions — 4

## Intensive Mental Health Unit (IMHU) Average Population

MDOC recognizes the need to provide structured intensive mental health services in a specialized mental health housing unit to accommodate the needs of male prisoners experiencing serious mental health problems.

The table to the right shows the average daily population in the IMHU by month, while below shows annual ADP.

Year	2014	2015	2016	2017	2018	2019	2020	2021	2022	2023
ADP	22	21	22	26	26	27	23	27	26	26

Month/Year	Average Pop
November 2023	27
December 2023	26
January 2024	27
February 2024	25
March 2024	24
April 2024	23
May 2024	24
June 2024	23
July 2024	25
August 2024	24
September 2024	23
October 2024	23
November 2024	24
<b>Average Pop 2024</b>	<b>24</b>

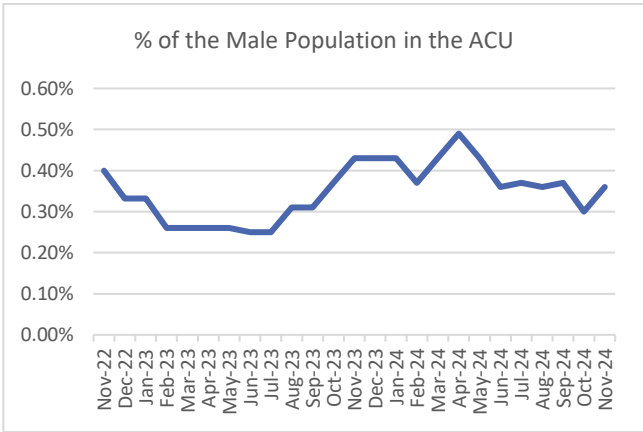


Maine Department of Corrections  
November 2024 Data Reporting

1.3 Administrative Control Unit Population

The Administrative Control Unit (ACU) is a housing unit at the Maine State Prison for residents in need of an extended period of intensive security and programming, when a return to a larger general population may pose an on-going or serious threat to the safety of others, risk of escape, or another repeated or serious threat to facility security. Residents in the ACU are afforded at least four (4) hours of time out of cell, per day, and are afforded access to programs, services, and communications comparable to general population housing areas.

The percent of the adult male population that was housed in the Administrative Control Unit (ACU) during the month of November 2024 was 0.36% (6 residents). The percent of the adult male population in ACU over the past two years is shown in the graph below.



The below tables show the demographics of residents in the Administrative Control Unit during the month of November 2024.

Race	Males	
Asian	0	0.00%
Black or African American	1	16.67%
Native American	0	0.00%
'Native Hawaiian or Pacific Islander	0	0.00%
Two or More Races	0	0.00%
Unknown	0	0.00%
White	5	83.33%

Age Groups	Males	
20's	3	50.00%
30's	2	33.33%
40's	0	0.00%
50's	1	16.67%
60's	0	0.00%
70's	0	0.00%



# Maine Department of Corrections November 2024 Data Reporting

## 1.4 Restrictive Housing Population

Restrictive housing at MDOC is defined as housing that separates a resident from the general population and restricts the resident to his or her cell twenty-two (22) hours or more per day for the safe and secure operation of the facility.

Administrative status is the MDOC’s designation used when placing a resident in restrictive housing. Administrative status is the placement of a resident in a cell in a restrictive housing unit separated from the general population or in another housing unit only for as long as necessary as a result of a determination that there is a direct threat to the safety of persons or a clear threat to the safe and secure operation of the facility if the prisoner is on a less restrictive status.

The number of stays below and to the left are the number of times any resident spent any amount of time on the status during the month of November 2024. The number of unique residents below and to the right, are the number of residents that spent any amount of time on the status during the month of November 2024.

Number of Stays for Each Status	Male	Female
Administrative Status	54	2
Disciplinary Segregation	11	0

Number of Unique Residents for Each Status	Male	Female
Administrative Status	50	2
Disciplinary Segregation	10	0

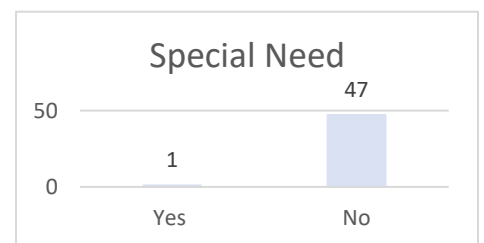
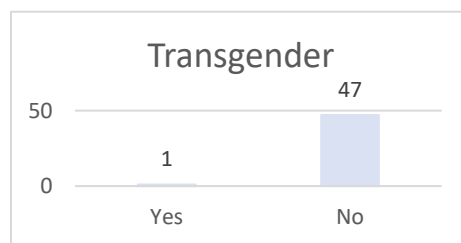
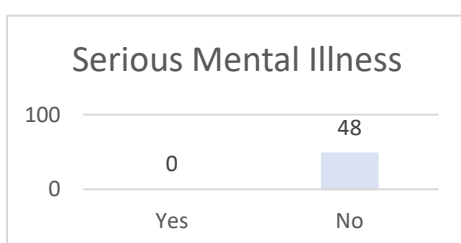
The tables below show the demographics of residents on a restrictive housing status during the month of November 2024.

Race	Male		Female	
Asian	0	0.0%	0	0.0%
Black or African American	11	19.64%	0	0.0%
Native American	2	3.57%	0	0.0%
Nat. Hawaiian or Pac. Islander	0	0.0%	0	0.0%
Two or More Races	1	1.79%	0	0.0%
Unknown	1	1.79%	0	0.0%
White	41	73.21%	2	100.0%

Age Groups	Male		Female	
20's	17	30.36%	0	0.0%
30's	23	41.07%	2	100.0%
40's	15	26.79%	0	0.0%
50's	1	1.79%	0	0.0%
60's	0	0.0%	0	0.0%
70's	0	0.0%	0	0.0%
80's	0	0.0%	0	0.0%

An administrative status placement is an option of last resort, to be used only when a less restrictive alternative has not been or would not be effective to resolve the threat posed. This is especially important if a client has any medical or mental health condition that might contraindicate the placement.

In November, there were no residents with a severe mental illness, one who identified as transgender at time of Administrative Status placement, and one resident with a special need. “Special need” refers to residents with higher psychiatric acuity who need consistent/regular and frequent engagement with the mental health and psychiatric teams.





## Maine Department of Corrections November 2024 Data Reporting

For residents placed on Administrative Status during the month of November 2024, the following table lists the reasons for the Administrative Status placement.

Reason for Placement	# of Residents	Reason for Placement	# of Residents
Contraband	14	Work Release Violation	2
Physical Altercation	13	Coercing Staff	1
Refusing Staff Orders	9	Fear for Own Safety	1
Threatening	4	Medical	1
Causing Fire	2	Possession of a Weapon	1
Threat to Others	2	PREA	1

### Average Daily Population on a Restrictive Housing Status by Type

The below tables show the average daily population of residents on a restrictive housing status, as well as the ADP on those statuses as a percent of the total population for the month of November 2024.

Male	
Restrictive Housing Type	ADP on Status
Administrative Status	8.20
Disciplinary Segregation	6.60
Daily Average of Males on RH Status	14.80
% of Male Population on RH Status	0.89%

Female	
Restrictive Housing Type	ADP on Status
Administrative Status	0.13
Disciplinary Segregation	0.00
Daily Average of Females on RH Status	0.13
% of Female Population on RH Status	0.07%

### Average Daily Population on a Restrictive Housing Status by Type and Facility

Gender	Facility	Average Daily Population on Administrative Status in November 2024
Females	MCC	0.13
	Daily Average of Females on Administrative Status	0.13
	% of Female Population on Administrative Status	0.07%
Males	MSP	6.07
	MCC	1.63
	MVCF	0.50
	Daily Average of Males on Administrative Status	8.20
	% of Male Population on Administrative Status	0.49%
All Residents Daily Average on Administrative Status		8.33
% of Total Population on Administrative Status		0.45%

Gender	Facility	Average Daily Population on Disciplinary Segregation Status in November 2024
Females	MCC	0.00
	Daily Average of Females on Disciplinary Segregation	0.00
	% of Female Population on Disciplinary Segregation	0.00%
Males	MSP	5.47
	MCC	1.13
	MCVCF	0.00
	Daily Average of Males on Disciplinary Segregation	6.60
	% of Male Population on Disciplinary Segregation	0.40%
All Residents Daily Average on Disciplinary Segregation		6.60
% of Total Population on Disciplinary Segregation		0.36%

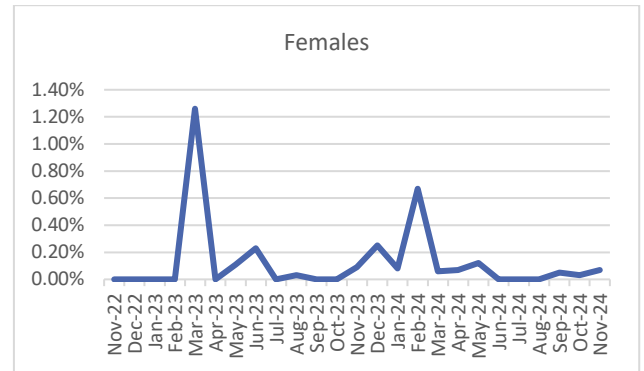
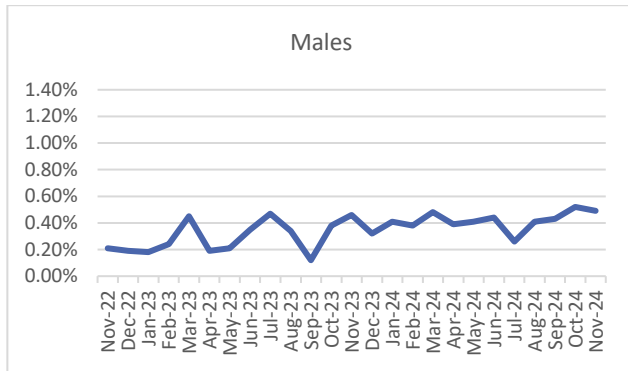


## Maine Department of Corrections November 2024 Data Reporting

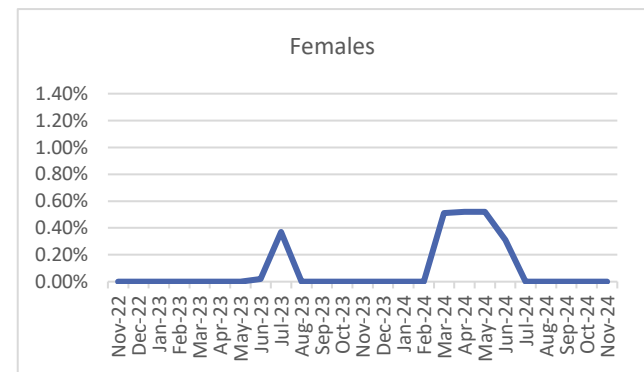
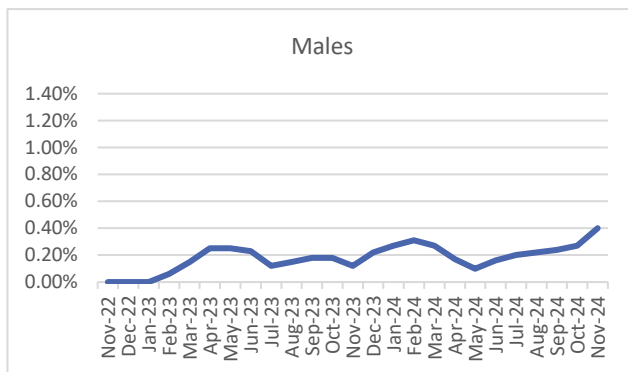
### Average Daily Population on a Restrictive Housing Status as a Percent of the Population

The below graphs show the average daily population as a percent of the population for each type of Restrictive Housing status.

#### Percent of the Population on Administrative Status



#### Percent of the Population on Disciplinary Segregation



### Average Length of Completed Stay on a Restrictive Housing Status

The tables below show the average number of days residents spent on each status. The data includes all residents whose status ended during each month.

Males	Admin	Disc
Dec-23	4.00	None Completed
Jan-24	5.26	25.75
Feb-24	5.19	None Completed
Mar-24	3.53	66.25
Apr-24	5.73	19.5
May-24	4.27	89.00
Jun-24	2.21	21.00
Jul-24	4.79	18.67
Aug-24	2.67	12.00
Sept-24	3.85	20.00
Oct-24	4.70	59.00
Nov-24	4.14	52.00

Females	Admin	Disc
Dec-23	1.14	None Completed
Jan-24	1.50	None Completed
Feb-24	5.00	None Completed
Mar-24	2.50	5.00
Apr-24	1.00	None Completed
May-24	6.00	None Completed
Jun-24	None Completed	102
Jul-24	None Completed	None Completed
Aug-24	None Completed	None Completed
Sept-24	0.50	None Completed
Oct-24	None Completed	None Completed
Nov-24	1.00	None Completed





# Maine Department of Corrections November 2024 Data Reporting

## 2.0 Correctional Programming

### 2.1 Resident Classification Reviews

Client classification is a correctional process by which each resident is rated per his/her institutional risk and is used to determine an appropriate housing unit. There are four classifications for MDOC residents, including: Close, Medium, Minimum, and Community. An Initial Classification is performed upon admission to a correctional facility after completion of intake assessments. After the initial classification, residents with more than 5 years must be reviewed annually. Residents with 5 years or less remaining, or who are transgender, or intersex must be reviewed every 6 months. Case Managers and Unit Teams combined are responsible for keeping classifications up to date.

Classification reviews by facility can be found below (as of December 3, 2024).

Classification Review Status	BCF	DCF	MCC-F	MCC-M	MSP	MVCF	Total
Ok	137	35	150	219	570	216	1327
Coming Due	47	10	26	49	152	60	344
Coming Due- Pending Classification	0	0	1	7	5	6	19
Overdue- Pending Classification	1	0	1	1	12	1	16
Overdue	16	0	2	16	14	6	54
<b>Facility Totals</b>	<b>201</b>	<b>45</b>	<b>180</b>	<b>292</b>	<b>753</b>	<b>289</b>	<b>1760</b>
<b>Not requiring review</b> (within 60 days to release)							<b>94</b>
<b>Grand Total</b>							<b>1854</b>

**Case Managers (CM) and Case Plans (CP)** The table refers to the status of resident case plans, as well as the percentage of resident reentry case plan notes entered that are required per MDOC policy (November 2024 data).

	BCF	DCF	MCC-F	MCC-M	MSP	MVCF	All Facility Average
Case Plan OK	89%	100%	88%	86%	81%	92%	89%
Old CP Review	8%	0	7%	8%	11%	7%	7%
Old CM	3%	0	5%	6%	8%	1%	4%
Reentry %	100%	25%	93%	93%	92%	100%	84%

**MaineCare & Projected Resident Releases-** Through a collaboration with Department of Health and Human Services MaineCare Division, Case Managers can assist residents in ensuring MaineCare is in place at discharge for all who qualify.

**\*No October & November data currently available**

Below are **September 2024** releases with MaineCare status at discharge:

- **48** resident releases with full MaineCare in place
- **2** out of state releases
- **1** released to ICE



## Maine Department of Corrections November 2024 Data Reporting

### 2.2 DOC Programming by Type Active and waitlisted numbers are non-duplicated in each treatment or programming area, as of December 9, 2024.

Substance Use Disorder Treatment “Tier 2” outpatient level treatment services:

		Active	Waitlisted
Tier 2	Female	20	55
	Male	136	356

Substance Use Disorder Treatment “Tier 1” residential level treatment services:

		Active	Waitlisted
Tier 1	Female	0	10
	Male	12	19

Medications for Substance Use Disorder (MSUD) treatment services:

		Active	Waitlisted
MSUD	Female	116	3
	Male	776	6

Education Programming, excluding college degree programs:

		Active	Waitlisted
Education Programs	Female	24	6
	Male	166	66

College, and College Degree Programs:

		Active	Waitlisted
College	Female	43	3
	Male	124	27

Vocational Programming:

		Active	Waitlisted
Vocational Programs	Female	12	10
	Male	260	240

### Other Programming:

Program Name	Active		Waitlisted	
	F	M	F	M
Anger Management	1	4	1	48
Building Resiliency	0	0	1	0
CBI-IPV	0	52	0	129
Challenge Program- Orientation	0	4	0	0
Grief And Loss	0	0	1	1
Healthy Relationships	3	0	2	0
Houses Of Healing	0	1	0	12
Hustle 2.0	0	11	0	2
Inside-Out Dads	0	2	0	51
Long Distance Dads	0	0	0	13
MBH - Parenting Inside Out	8	0	1	1
MPRN	0	1	0	3
New Freedom	0	9	0	19
Nonviolent Communication	0	0	0	46
NVC Foundations	0	0	0	3
Planning Your Release	0	4	0	22
Prison Fellowship Academy	0	17	0	4
Problem Sexual Behavior Tx Building a Balanced Life	3	19	5	74
Psychology Of Incarceration	0	4	0	23
R&R2	0	7	0	13
Recovery Coach Academy	1	1	0	9
Recovery Coach Ethics Training	0	0	0	9
Recovery Peer Support- Coach	21	37	0	16
Recovery Peer Support- Participant	9	27	0	7
Resident Advisory Council	0	12	0	1
Restorative Justice	0	1	0	2
Restorative Justice - Be Heard	1	0	1	5
SAFE	9	23	2	40
The Impact of Crime	0	1	1	30
Thinking for a Change	0	0	4	184
<b>Grand Total</b>	<b>56</b>	<b>237</b>	<b>19</b>	<b>768</b>



# Maine Department of Corrections November 2024 Data Reporting

## 3.0 Classification

### 3.1 Average Monthly Gain, by Year, by Gender

This chart shows the average gain/loss of adult facility residents, by gender and calendar year. 2024 includes current year's months to date.

Year	Average Monthly Gain		
	Males	Females	All
2015	0.83	4.08	4.92
2016	5.33	2.25	7.25
2017	1.25	0.42	1.67
2018	-6.17	2.00	-4.08
2019	-13.75	-1.00	-14.75
2020	-28.42	-1.08	-29.5
2021	-7.58	1.25	-6.25
2022	8.58	5.42	14.00
2023	15.75	5.17	20.92
2015-2023	-2.54	2.06	-0.46
2024	6.55	1.64	8.18

### Admissions & Releases by Facility

November 2024	BCF	DCF	MCC-M	MCC-F	MSP	MVCF	Totals
Admissions for New Charges	N/A	N/A	39	8	0	N/A	47
Admissions for Probation Violations	N/A	N/A	36	6	1	N/A	43
Releases to Probation	5	0	7	4	12	14	42
Straight Releases	3	1	6	4	6	11	31

### 3.2 Current Custody Ratings

Custody Rating Overtime - 2023 & 2024

		Nov-23	Dec-23	Jan-24	Feb-24	Mar-24	Apr-24	May-24	Jun-24	Jul-24	Aug-24	Sep-2024	Oct-2024	Nov-2024
	Male	7%	8%	8%	8%	7%	7%	7%	7%	7%	7%	7%	7%	7%
	Close	7%	8%	8%	8%	7%	7%	7%	7%	7%	7%	7%	7%	7%
	Medium	49%	49%	48%	48%	48%	48%	46%	47%	48%	48%	48%	48%	49%
	Minimum	23%	23%	23%	24%	24%	24%	25%	24%	23%	23%	23%	24%	23%
	Community	17%	16%	17%	17%	17%	17%	17%	18%	18%	18%	18%	17%	16%
	Unclassified	4%	4%	4%	4%	4%	4%	5%	4%	5%	4%	4%	4%	5%
	Grand Total	100%	100%	100%	100%	100%	100%	100%	100%	100%	100%	100%	100%	100%

		Nov-23	Dec-23	Jan-24	Feb-24	Mar-24	Apr-24	May-24	Jun-24	Jul-24	Aug-24	Sep-2024	Oct-2024	Nov-2024
	Female	1%	1%	1%	2%	2%	2%	2%	1%	2%	2%	2%	1%	1%
	Close	1%	1%	1%	2%	2%	2%	2%	1%	2%	2%	2%	1%	1%
	Medium	33%	33%	36%	38%	37%	38%	37%	40%	39%	37%	39%	41%	42%
	Minimum	31%	32%	35%	36%	32%	26%	22%	23%	23%	26%	27%	28.5%	27%
	Community	29%	27%	26%	23%	26%	31%	33%	32%	32%	29%	27%	28.5%	28%
	Unclassified	6%	7%	2%	1%	2%	3%	6%	3%	5%	5%	4%	1%	2%
	Grand Total	100%	100%	100%	100%	100%	100%	100%	100%	100%	100%	100%	100%	100%



## Maine Department of Corrections November 2024 Data Reporting

### 3.3 Facility Transfers

#### Number of Transfers between Facilities

Transfer from:	Transfer to:	23-Nov	23-Dec	24-Jan	24-Feb	24-Mar	24-Apr	24-May	24-Jun	24-Jul	24-Aug	24-Sep	24-Oct	24-Nov
BCF	DCF	0	0	3	0	0	0	1	0	0	0	1	0	0
	MCC	0	0	0	1	0	0	0	0	0	0	1	0	1
	MSP	1	3	3	13	9	3	3	3	2	2	2	4	4
	MVCF	1	0	1	2	0	1	0	1	0	0	1	1	0
DCF	BCF	0	0	0	0	0	0	0	0	0	1	0	1	0
	MCC	0	0	0	0	0	0	0	0	0	0	0	0	0
	MSP	0	0	0	0	0	0	0	0	0	0	0	0	0
	MVCF	2	0	0	0	3	2	0	1	0	0	3	0	0
MCC	BCF	5	13	15	14	7	2	4	19	6	6	10	19	11
	DCF	0	0	2	0	4	0	0	0	4	0	3	0	0
	MSP	35	37	21	34	38	36	20	26	33	31	20	40	28
	MVCF	18	8	24	4	13	14	19	12	17	16	6	11	17
MSP	BCF	12	5	6	17	10	7	12	4	9	10	4	6	3
	DCF	0	0	0	0	3	6	0	0	0	2	0	8	2
	MCC	1	2	4	3	2	1	0	0	1	3	1	2	1
	MVCF	2	9	10	10	18	11	11	3	5	20	4	11	6
MVCF	BCF	1	0	0	2	0	3	1	1	1	3	0	0	3
	DCF	0	2	4	0	3	2	0	0	3	1	1	0	0
	MCC	1	1	0	0	0	1	1	1	0	1	0	1	1
	MSP	1	6	1	2	6	6	5	5	0	7	3	4	3
Grand Total		80	86	94	102	116	95	77	76	81	103	60	108	80



# Maine Department of Corrections

## November 2024 Data Reporting

### 4.0 Supervised Community Confinement Program (SCCP)

The purpose of the Supervised Community Confinement Program is to provide a means of successful reentry of facility residents into the community. Residents transferred to supervised community confinement are still considered facility residents while in the program. The place of confinement is in the community, rather than in a correctional facility. Participation in this program is a privilege that may be afforded to residents who meet the established criteria.

#### Current Participant Data as of 12/01/2024

##### Current Participants by Facility

Male	BCF	19
	DCF	10
	MCC	0
	MSP	0
	MVCF	14
Female	SMWRC	21
Total		64

##### Current Participants Race & Gender Demographics

Race	SCCP Participants		MDOC Population	
	M	F	M	F
Asian	0.0%	4.8%	0.5%	0.0%
Black or African American	11.6%	4.8%	11.3%	3.2%
Native American	2.3%	4.8%	3.1%	2.7%
Native Hawaiian	0.0%	0.0%	0.1%	0.5%
Two or More Races	0.0%	0.0%	1.2%	0.5%
Unknown	0.0%	0.0%	2.3%	0.5%
White	86.0%	85.7%	81.5%	92.5%
Total	100%	100%	100%	100%

##### Current Participants by Region

Region 1	15
Region 2	20
Region 3	29
Total	64

		Jan	Feb	Mar	Apr	May	Jun	Jul	Aug	Sept	Oct	Nov	Dec	YTD 2024
Male	SCCP Placements	13	10	14	9	9	3	7	6	6	9	4	-	90
	SCCP Completions	8	7	12	7	9	6	13	5	7	5	5	-	84
	Violations (return to custody)	2	3	0	3	1	1	1	2	3	3	3	-	22
Female	SCCP Placements	3	8	4	5	0	2	2	6	3	3	3	-	39
	SCCP Completions	2	4	0	5	2	2	1	5	3	0	3	-	27
	Violations (return to custody)	1	0	1	1	1	1	1	1	0	0	0	-	7
All	SCCP Placements	16	18	18	14	9	5	9	12	9	12	7	-	129
	SCCP Completions	10	11	12	12	11	8	14	10	10	5	8	-	111
	Violations (return to custody)	3	3	1	4	2	2	2	3	3	3	3	-	29

SCCP applicants and participants may appeal the decision to deny their transfer to SCCP or the decision to remove them from the program. The decisions made after the review of each appeal are included in the table below.

Response to Appeal	Appeal of SCCP Transfer Denial		Appeal of Removal from SCCP	
	November 2024	2024 YTD	November 2024	2024 YTD
Decision Upheld	0	19	0	0
Decision Reversed	0	0	0	0
Decision Modified	0	0	0	0
Remanded for Further Review	0	3	0	0
Total Decisions after Appeal	0	21	0	0



# Maine Department of Corrections November 2024 Data Reporting

## 5.0 Prison Industries Report

Prison Industries exist at all adult facilities and provide vocational skill training and work opportunities for residents. The wage earned goes towards room and board, paying fines and restitution, and for resident expense and savings accounts.

The chart breaks down each job by facility location, number of employees, and total of numbers worked during a given month's pay period. Depending on when paydays fall, one month can show an extra pay week. The "MSP/MCC Women" Facility designation means women at MCC who were working on a project under MSP's Industries.

### Resident Jobs by Facility and Wages Earned

Facility	Job Designation	July		August		September		October		November	
		# of Emp.	Total Hrs.	# of Emp.	Total Hrs.	# of Emp.	Total Hrs.	# of Emp.	Total Hrs.	# of Emp.	Total Hrs.
BCF	Showroom	5	1,020.50	5	1,129.00	5	1,151.00	5	1,162.50	5	1,177.00
BCF	Plateshop	7	952.00	7	1,152.00	7	1,232.00	6	1,008.00	8	1,124.00
MSP	Upholstery PIE Program	-				-	0.00	-	0.00		
MSP	Upholstery	6	547.00	6	590.00	6	545.50	4	510.30	5	548.90
MSP	Woodshop	73	7,498.00	75	7,869.20	73	7,977.20	74	7,738.70	75	8,526.40
MSP	Machine Shop	5	821.00	5	855.00	5	862.20	5	840.80	5	877.90
MSP	Finishing Shop	13	1,360.90	13	1,469.80	15	1,474.00	15	1,435.10	15	1,429.30
MSP	Card Design/ Drawing	-		-	0.00	-	0.00	-	0.00	-	0.00
MSP	Fly Tying	-		-	0.00	-	0.00	-	0.00	-	0.00
MSP	MCC Women	2	113.40	2	34.00	-	0.00	-	0.00	-	0.00
MCC	Garments	-	0.00	-	0.00	-	0.00	-	0.00	-	0.00
MCC	Upholstery	4	1,033.75	4	1,215.00	4	1,312.50	4	1,242.75	5.00	1,053.75
MCC	Stitching & Embroidery	9	1,327.50	10	1,576.00	20	1,304.01	14	1,154.75	13.00	976.13
MCC	Print Shop	13	1,066.50	11	745.00	9	2,112.75	11	2,140.50	12.00	2,504.75
MVCF	Pine Grove	-	0.00	-	0.00	-	0.00	-	0.00	-	0.00
MVCF	Sawmill	12	1,256.90	12.00	1,214.00	14	1,143.00	9	1,268.00	10.00	1,399.50
MVCF	Tug Toys	-	0.00	-	0.00	-	0.00	-	0.00	-	0.00
MVCF	Woodshop	13	2,567.90	17.00	2,985.95	13	2,107.25	10	1,130.75	6.00	1,279.55
Grand totals		162.00	19,565.35	167.00	20,834.95	171.00	21,221.41	157.00	19,632.15	159.00	20,897.18

### Total Wages Paid Out by Month

The chart below shows, by month, the total wages paid to all resident Industries employees for the hours worked (correlating hours reflected in the chart above).

	Jul-24	Aug-24	Sep-24	Oct-24	Nov-24
<b>MSP/BCF</b>	\$37,941.27	\$40,446.85	\$40,894.09	\$38,661.40	<b>\$42,103.97</b>
<b>MCC/SMWRC</b>	\$3,427.75	\$3,536.00	\$4,729.26	\$4,538.00	<b>\$4,534.63</b>
<b>MVCF</b>	\$8,790.00	\$8,551.40	\$6,747.38	\$4,378.75	<b>\$5,187.63</b>
<b>Grand Total</b>	\$50,159.02	\$52,534.25	\$52,370.73	\$47,578.15	<b>\$51,826.23</b>



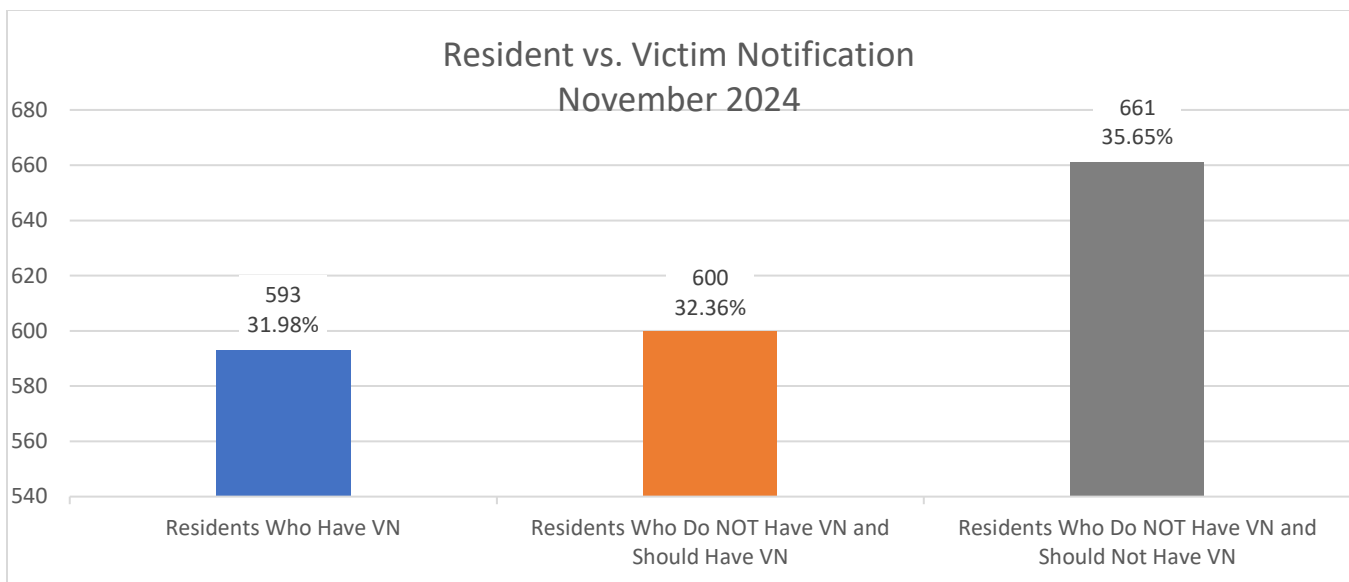
## 6.0 Office of Victim Services

### November 2024 Highlights

#### Victim Notification:

MDOC, Office of Victim Services (OVS) registers victims of crime for notification of adult or juvenile resident release and enforce such requests as outlined in Statute.

- Number notification requests assisted by the MDOC OVS: 3
- Total new victims registered for notification in November 2024: 30



#### Safety Planning:

OVS advocates track information pertaining to releases of persons with problem sexual behavior or domestic violence history into the community. The victim advocate(s) provides support services, referrals, resources, and safety planning to crime victims prior to a registered person with problem sexual behavior or domestic violence history being released from an MDOC facility.

Victim's wrap around meetings, or "victim safety planning meetings", are offered to all victims, and/or victim's parents/guardians if the victim is a minor, in preparation for the resident's release.

- Safety Planning meetings for November 2024: 1

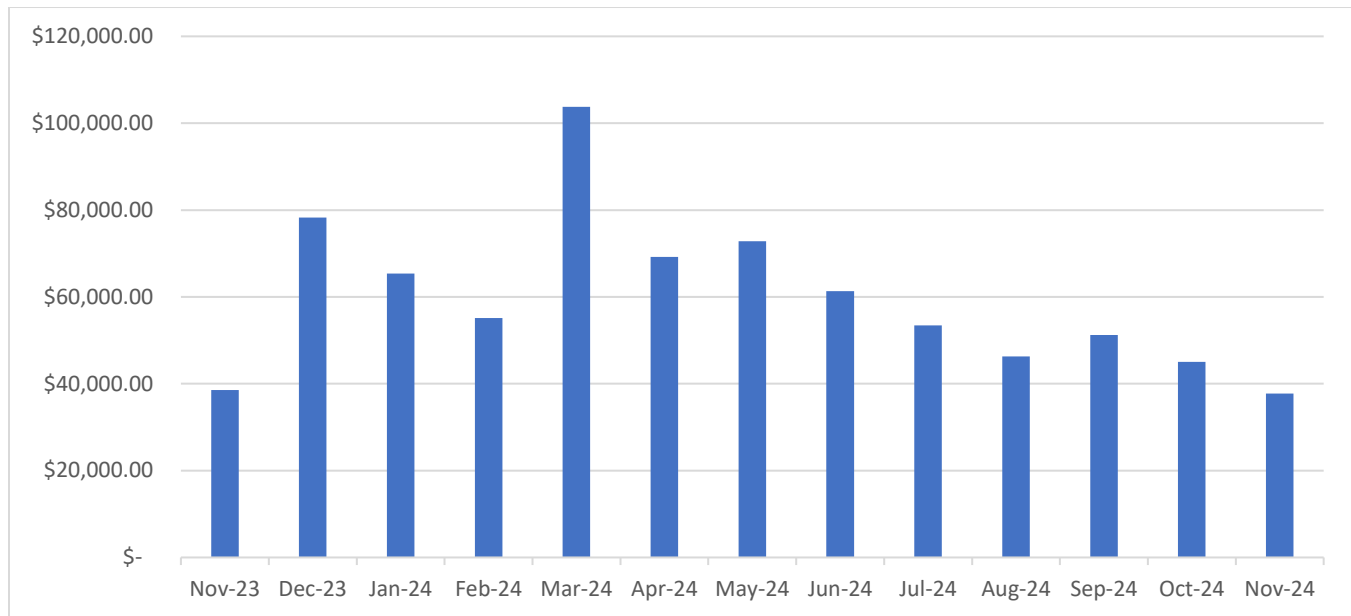
#### Restitution:

- Collected: \$37,704.84
  - Disbursed to victims: \$49,544.92
  - Cases researched: 43
  - Victim contacts involved: 50
- Amount only disbursed due to research of OVS: \$14,962.25

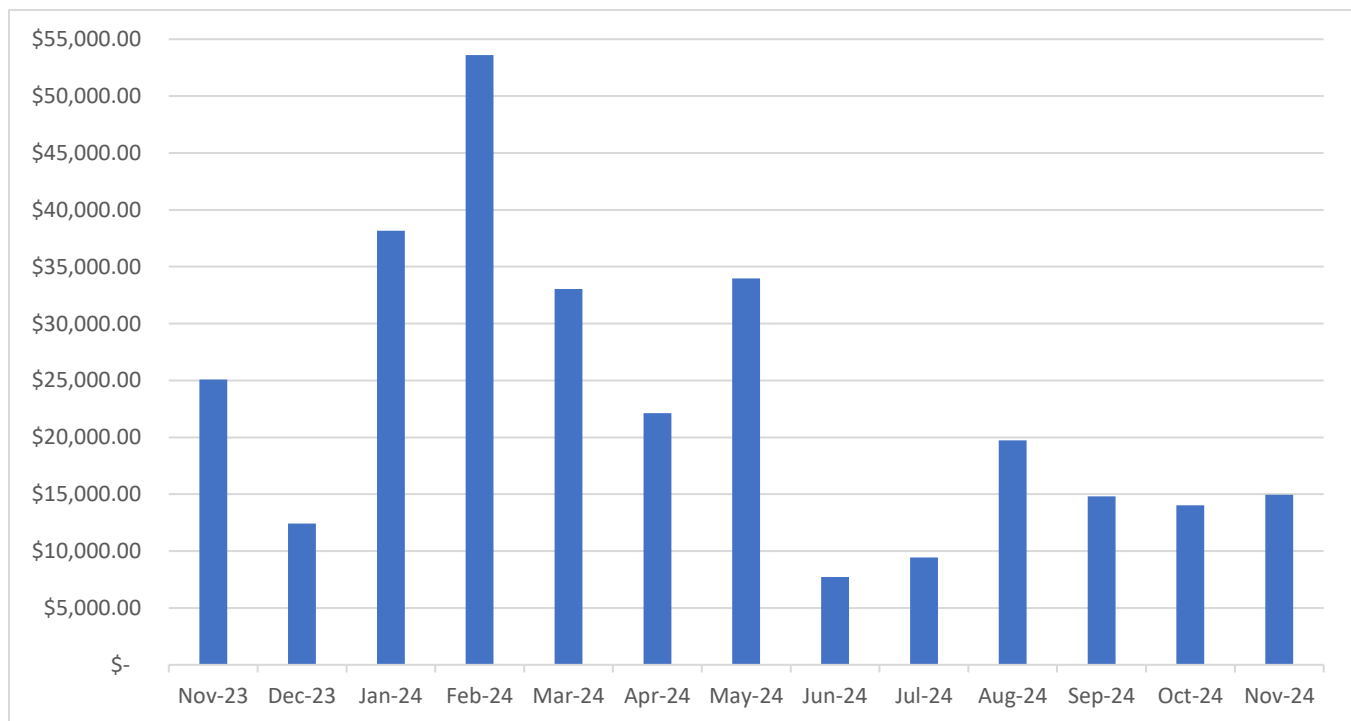


# Maine Department of Corrections November 2024 Data Reporting

## RESTITUTION COLLECTION



## MONIES DISBURSED DUE TO ADVOCATE RESEARCH







# Maine Department of Corrections November 2024 Data Reporting

## 7.0 Adult Community Corrections

### 7.1 Adult Community Caseloads

Adult Community statistics are as of **November 30, 2024**.

“Active” clients are any probationer on community supervision that requires direct contact on a regular basis. “Passive” clients require less contact on a regular basis. Clients on a passive status can be placed on active status at any time.

	Client Status	Reg I	Reg II	Reg III	Grand Total
Active	Probation	913	1346	1221	3480
	Parole	3	4	2	9
	SCCP	14	21	29	64
	Interstate Compact In	83	70	90	243
	Pending Violation	91	156	160	407
	Pending Violation - Incarcerated	128	160	168	456
Passive	County Jail	19	12	41	72
	Partial Revocation - County Jail	11	11	16	38
	Interstate Active Detainer	5	1	0	6
	Interstate Compact Out	105	42	35	182
	Warrant Absconded	226	347	369	942
Grand Total		1598	2170	2131	5899

### Adult Community Caseload Clients by Status & Race

		Asian		Black or African American		Native American		Native Hawaiian or Pacific Islander		Two or More Races		Unknown		White		Grand Total
	Client Status	M	F	M	F	M	F	M	F	M	F	M	F	M	F	
Active	Probation	13	1	192	15	52	20	9	3	30	4	66	17	2454	604	3480
	Parole	0	0	0	0	0	0	0	0	0	0	0	0	9	0	9
	SCCP	0	1	5	1	1	1	0	0	0	0	0	0	37	18	64
	Interstate Compact In	1	1	20	0	3	0	1	0	2	0	4	3	169	39	243
	Pending Violation	0	0	21	1	10	3	0	0	3	0	6	2	270	91	407
	Pending Violation - Incarcerated	2	1	40	2	7	1	1	0	10	1	6	1	321	63	456
Passive	County Jail	0	0	3	0	1	0	0	0	0	0	0	0	54	14	72
	Interstate Active Detainer	0	0	1	0	0	0	0	0	0	0	1	0	4	0	6
	Interstate Compact Out	1	0	31	3	2	0	0	0	3	1	7	2	107	25	182
	Partial Revocation - County Jail	0	0	1	0	0	0	0	0	0	0	0	0	31	6	38
	Warrant Absconded	2	1	94	8	22	2	1	0	6	1	55	13	599	138	942
Grand Total		19	5	408	30	98	27	12	3	54	7	145	38	4055	998	5899



# Maine Department of Corrections November 2024 Data Reporting

## 7.2 Average Age and Race of Adult Probationers by Gender

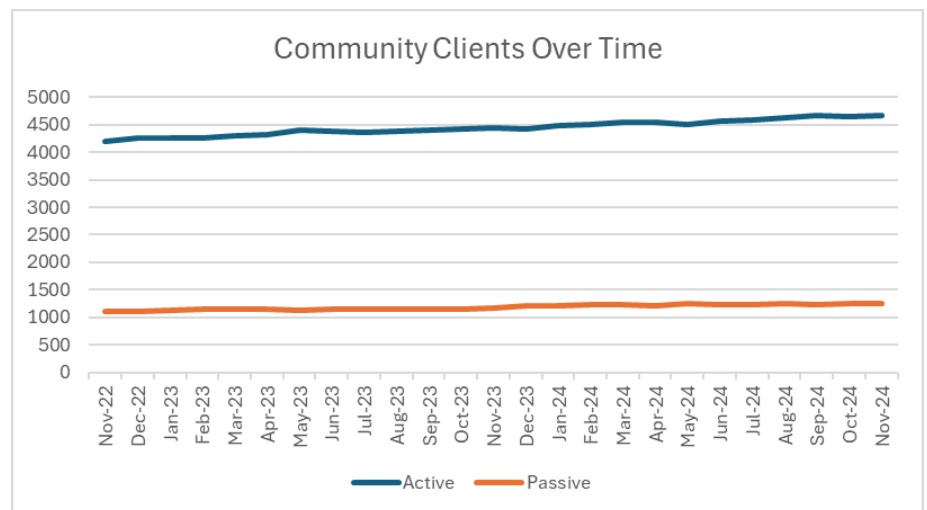
Adult Community statistics are as of **November 30, 2024**.

	Male	Female
Average Age	40	40

Race	Male		Female	
Asian	19	0%	5	0%
Black or African American	408	9%	30	3%
Native American	98	2%	27	2%
Native Hawaiian or Pac. Islander	12	0%	3	0%
Two or More Races	54	1%	7	1%
Unknown	145	3%	38	3%
White	4055	85%	998	90%
Grand Total	4791	100%	1108	100%

## 7.3 Community Population Over Time

	Active	Passive
November 2022	4197	1115
December 2022	4258	1119
January 2023	4250	1135
February 2023	4253	1151
March 2023	4298	1159
April 2023	4321	1142
May 2023	4401	1138
June 2023	4385	1150
July 2023	4362	1143
August 2023	4383	1152
September 2023	4392	1153
October 2023	4411	1155
November 2023	4432	1166
December 2023	4429	1202
January 2024	4476	1208
February 2024	4500	1229
March 2024	4542	1232
April 2024	4546	1210
May 2024	4495	1256
June 2024	4570	1234
July 2024	4579	1232
August 2024	4619	1244
September 2024	4658	1230
October 2024	4636	1248
November 2024	4666	1245





# Maine Department of Corrections November 2024 Data Reporting

## 7.4 Community Investigations

Completed in 2024	Reg I		Reg II		Reg III		Nov 2024	Total 2024
	Nov	2024	Nov	2024	Nov	2024		
Furlough Investigation	1	5	0	6	0	8		19
Pardon	1	4	1	6	1	3		13
Pre-Sentence Investigation	0	6	0	3	0	1		10
SCCP	3	46	4	76	6	115		237
Interstate Compact Investigations							16	215

## 7.5 Leading the Way

“Leading the Way” is a Transitional Living Program in Bangor which currently has 14 beds. The community-based transitional residential program provides a safe, structured, living residence designed around engagement with needed supports and services, including behavioral health, independent living skills, and other targeted intervention services to help individuals rebuild after justice involvement.

	On Probation	On SCCP	Drug Court	Total
Census 11/30/2024	5	3	1	9

	Beginning Census	Admissions	Discharges	Violations	End of Month Census
November 2023	10	4	1	1	12
December 2023	12	2	5	2	7
January 2024	7	2	0	0	9
February 2024	9	4	1	2	10
March 2024	10	4	4	0	10
April 2024	10	3	5	0	8
May 2024	8	2	1	0	9
June 2024	9	4	2	1	10
July 2024	10	4	1	2	11
August 2024*	11	2	1	1	11
September 2024*	11	2	4	1	8
October 2024	8	5	2	1	10
November 2024	10	1	1	1	9

\*August and September 2024 numbers updated in October

## 7.6 Probation Successful Completions:

Completion of probation is considered successful when a client is transferred from probation to society because their probation has terminated due to completion of the sentence. Should a client have a full revocation, or a partial revocation with termination, then their probation ends unsuccessfully.

Probation Terminations November 2024	Total	% Of Total
Successful Completions	153	73%
Full or Partial Revocations with Termination	58	27%
<b>Total Discharges from Probation</b>	<b>211</b>	<b>100%</b>



# Maine Department of Corrections November 2024 Data Reporting

## 7.7 Violations & Revocations

Violations are broken up into three categories and are detailed below to help better understand the table.

- Felony – Probation Violation based on new criminal conduct that is a felony charge.
- Misdemeanor – Probation Violation based on new misdemeanor charges.
- Technical Violation – Probation violation that is technical in nature. Examples include- failure to report, contact with a victim, failure to participate in treatment, and absconding from probation (not limited to these).

Revocations are broken up into three categories and are detailed below to help better understand the table.

- Full Revocation – A probationer has violated the terms of their current probation and will be serving their underlying sentence at a MDOC facility.
- Probation Revocation with Continuation – Probationer will be serving time for a probation violation in either a county jail or in a MDOC facility. Upon release, the probationer will continue probation.
- Probation Revocation with Termination – Probationer will serve time for their probation violation in a county jail or MDOC facility. Upon release, the person will not be on probation.

November 2024 Revocations by Type and Region		County Jail						MDOC Facility						Totals
		Male			Female			Male			Female			All Genders
Violation Type	Revocation Type	R 1	R 2	R 3	R 1	R 2	R 3	R 1	R 2	R 3	R 1	R 2	R 3	All Regions
Felony	Full Revocation	2	1	1	0	0	0	1	7	3	0	0	0	15
	Probation Revocation with Continuation	5	6	6	1	0	0	3	2	0	0	0	0	23
	Probation Revocation with Termination	1	4	3	0	0	0	2	4	2	0	1	0	17
Misdemeanor	Full Revocation	0	0	0	0	0	0	0	0	0	0	0	0	0
	Probation Revocation with Continuation	11	5	5	3	0	0	1	2	1	0	0	0	28
	Probation Revocation with Termination	3	0	2	0	2	1	0	1	0	0	1	0	10
Technical	Full Revocation	0	0	0	0	0	0	0	0	0	0	0	0	0
	Probation Revocation with Continuation	9	4	3	1	4	0	0	0	0	0	0	0	21
	Probation Revocation with Termination	3	3	1	0	0	2	1	2	0	2	1	1	16
Grand Total		34	23	21	5	6	3	8	18	6	2	3	1	130



Maine Department of Corrections  
Correctional Programming Division  
25 Tyson Drive  
Augusta, ME 04330  
Phone (207) 287-2711  
Fax (207) 287-4370  
<http://www.maine.gov/corrections>

Making our communities safer by reducing harm through supportive intervention, empowering change, and restoring lives is the mission of the Maine Department of Corrections.