

May 2021

MDOC Adult Data Report



MDOC Data Team

This document contains key adult correctional data points to assist management and staff in making evidence-based decisions.

Randall Liberty
Commissioner

Ryan Thornell, Ph.D.
Deputy Commissioner

Maine Department of Corrections
25 Tyson Drive
State House Station 111
Augusta Maine 04333-0111
207-287-2711

6/8/2021



Maine Department of Corrections May 2021 Data Reporting

Contents

1.0 Population & Demographics	3
1.1 Incarcerated Population.....	3
1.2 Special Housing: Restrictive Housing and Special Management Population.....	4
1.3 Intensive Mental Health Unit Average Population	8
2.0 Correctional Programming.....	9
2.1 Correctional Program Fidelity.....	9
2.2 Case Plans & Case Management	10
2.3 Opioid Use Disorder & Substance Use Disorder Treatment	11
2.4 Statewide Educational and Vocational Programming - Men & Women	14
College Programming at Maine Department of Corrections	14
Hi-SET Subtest Completions and High School Equivalency Diplomas (HSED) Earned	15
Apprenticeships at MDOC	16
2.5 Programming Tablets	17
3.0 Classification	19
3.1 Average Monthly Gain, by Year, by Gender.....	19
3.2 Current Custody Ratings	19
3.3 Facility Transfers	20
Number of Transfers between Facilities	20
Return to Higher Custody by Facility	21
Supervised Community Confinement Program (SCCP) Cases by Month	22
4.0 Prison Industries Report.....	23
5.0 Office of Victim Services	24
6.0 Adult Community Corrections	26
6.1 Adult Community Caseloads as of May 3, 2021.	26
6.2 Average Age and Race of Adult Probationers by Gender	27
6.3 Violations & Revocations	27



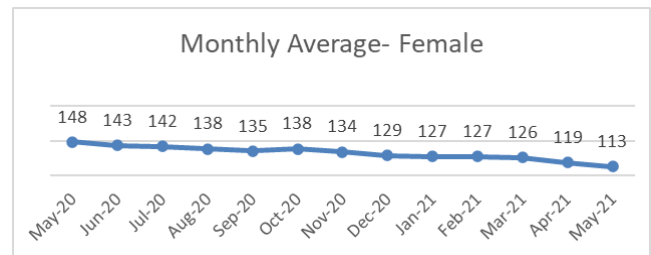
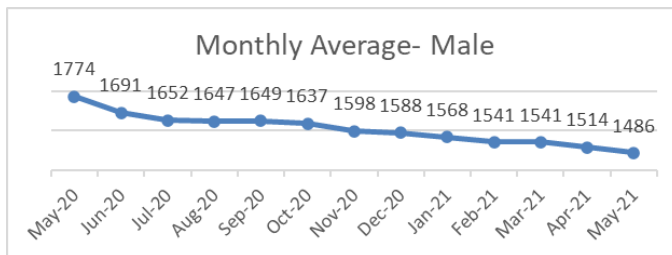
Maine Department of Corrections May 2021 Data Reporting

1.0 Population & Demographics

1.1 Incarcerated Population

2020-2021 average population, by month, by gender. *Average Pop YTD is based only on 2021 months.*

Month-Year	Male	Female	Total
20-May	1774	148	1922
20-June	1691	143	1834
20-July	1652	142	1794
20-Aug	1647	138	1785
20-Sep	1649	135	1784
20-Oct	1637	138	1776
20-Nov	1598	134	1732
20-Dec	1588	129	1717
21-Jan	1568	127	1695
21-Feb	1541	127	1668
21-Mar	1541	126	1667
21-Apr	1514	119	1632
21-May	1486	113	1600
Average Pop 2021	1530	122	1652



Population Demographics

Average Age

	Male	Female
May 2021	41	38

Racial Breakdown by Gender

	Male	Female
Asian	0.71%	0.00%
Black or African American	10.54%	6.19%
Native American	2.67%	5.31%
Native Hawaiian	0.07%	0.00%
Two or More Races	0.93%	1.51%
Unknown	4.03%	1.03%
White	81.04%	85.97%
Totals	100%	100%



Maine Department of Corrections May 2021 Data Reporting

1.2 Special Housing: Restrictive Housing and Special Management Population

On July 1, 2020 the policies pertaining to Special Housing (SH) were revised resulting in a change to the status types along with other restrictive housing and special management criteria and definition changes.

The number of stays below and to the left are the number of times any resident spent any amount of time on the status during the month of May 2021. The number of unique residents below and to the right, are the number of residents that spent any amount of time on the status during the month of May 2021.

Number of Stays for Each Status	Male	Female
Administrative Control Unit (ACU)	15	0
Administrative Status	46	1
Disciplinary Segregation	5	1

Number of Unique Residents for Each Status	Male	Female
Administrative Control Unit (ACU)	15	0
Administrative Status	38	1
Disciplinary Segregation	3	1
More than one Status	2	0

The below charts show the demographics of residents on a restrictive housing (RH) or special management (SM) status during the month of May 2021.

Race	Males		Females	
Asian	0	0.00%	0	0.00%
Black or African American	7	12.07%	0	0.00%
Native American	1	1.72%	0	0.00%
'Native Hawaiian or Pacific Islander	1	1.72%	0	0.00%
Two or More Races	0	0.00%	0	0.00%
Unknown	2	3.45%	0	0.00%
White	47	81.03%	2	100.00%

Age Groups	Males		Females	
20's	25	43.10%	1	50.00%
30's	19	32.76%	1	50.00%
40's	11	18.97%	0	0.00%
50's	2	3.45%	0	0.00%
60's	0	0.00%	0	0.00%
70's	1	1.72%	0	0.00%

For residents placed on Administrative Status (RH) during the month of May 2021, the following table lists the reasons for the Administrative Status placement.

Reason for Placement	# of Residents
Physical Altercation	12
Protection from Self Harm	8
Refusing Orders	8
Threatening Resident	5
Disturbance	2
Medical Observation	2
Threat to his/her Safety	2
Threatening Staff	2
Assaulted Staff	1
STG Activities	1



Maine Department of Corrections May 2021 Data Reporting

Average Daily Population in Special Housing by Status Type

The below tables show the average daily population of residents on a restrictive housing (RH) or special management (SM) status, as well as the ADP in those statuses as a percent of the total population for the month of May 2021.

Males		Females	
Special Housing Type	ADP in Special Housing	Special Housing Type	ADP in Special Housing
Administrative Status (RH)	3.84	Administrative Status (RH)	0.10
Disciplinary Segregation (RH)	2.58	Disciplinary Segregation (RH)	1.00
Administrative Controls Unit (SM)	15.00	Daily Average of Females in Special Housing	1.10
Daily Average of Males in all Special Housing	21.42	% of Female Population in all Special Housing	0.97%
% of Male Population in all Special Housing	1.44%		

Average Daily Population in Special Housing by Status Type and Facility

Gender	Facility	Average Daily Population on Administrative Status in May 2021
Females	MCC	0.10
	Daily Average of Females on Administrative Status	0.10
	% of Female Population on Administrative Status	0.09%
Males	MCC	2.10
	MSP	1.26
	MVCF	0.48
	Daily Average of Males on Administrative Status	3.84
	% of Male Population on Administrative Status	0.26%
All Residents Daily Average on Administrative Status		8.47
% of Total Population on Administrative Status		0.51%

Gender	Facility	Average Daily Population on Disciplinary Segregation in May 2021
Females	MCC	1.00
	Daily Average of Females on Disciplinary Segregation	1.00
	% of Female Population on Disciplinary Segregation	0.88%
Males	MSP	2.06
	MCC	0.52
	MCVCF	0.00
	Daily Average of Males on Disciplinary Segregation	2.58
	% of Male Population on Disciplinary Segregation	0.17%
All Residents Daily Average on Disciplinary Segregation		4.00
% of Total Population on Disciplinary Segregation		0.24%

Gender	Facility	Average Daily Population in Administrative Controls Unit in May 2021
Males	MSP	15.00
	Daily Average of Males in Administrative Controls Unit	15.00
	% of Male Population in Administrative Controls Unit	1.01%

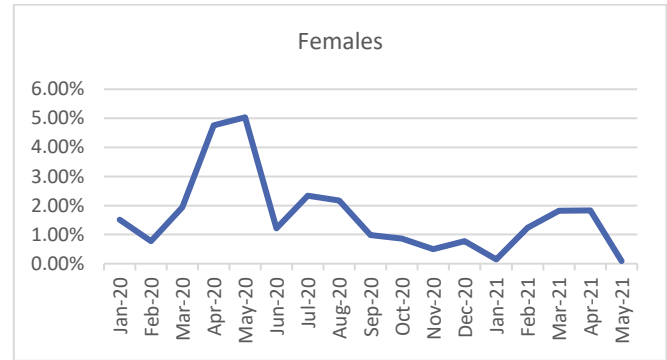
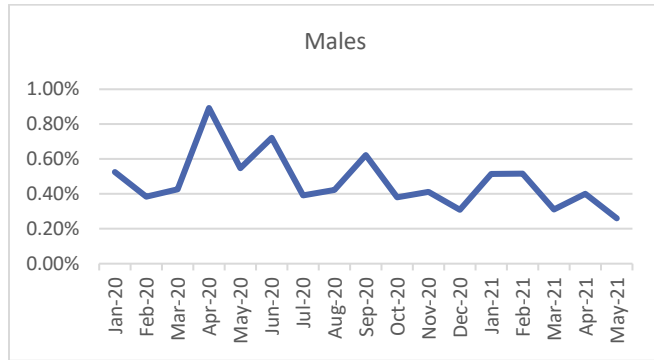


Maine Department of Corrections May 2021 Data Reporting

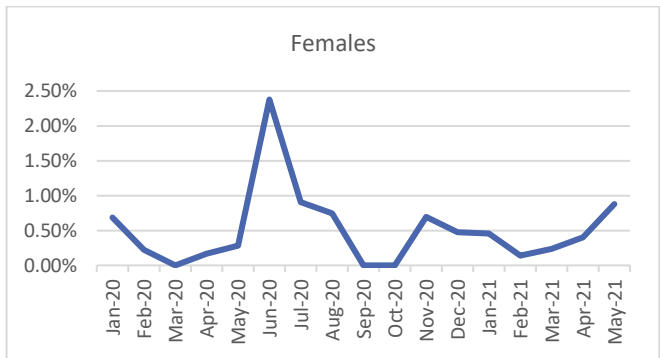
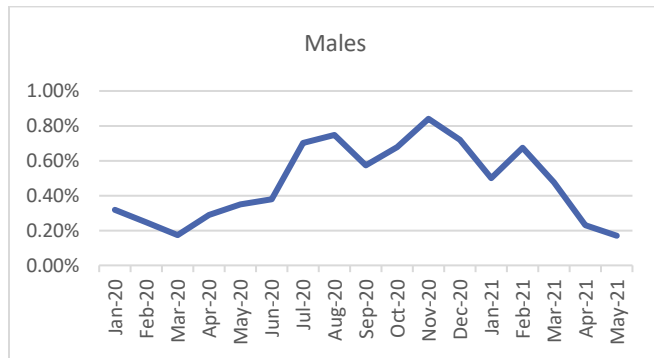
Average Daily Population in Special Housing as a Percent of Population

The below graphs show the average daily population as a percent of the population for each type of Special Housing status. (Admin Status includes Emergency Observation for months prior to July 2020)

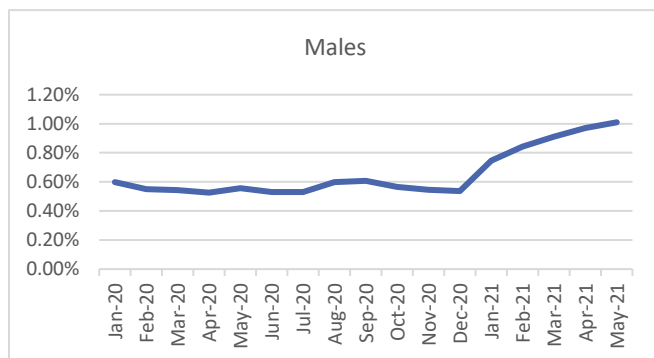
Percent of the Population on Administrative Status (Restrictive Housing Status)



Percent of the Population on Disciplinary Segregation (Restrictive Housing Status)



Percent of the Population in the Administrative Controls Unit (Special Management Status)



Note: The female population does not have an Administrative Controls Unit.



Maine Department of Corrections May 2021 Data Reporting

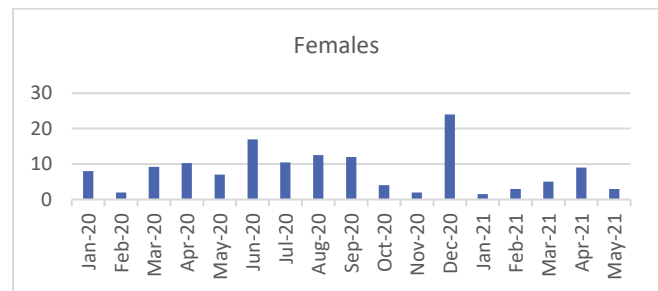
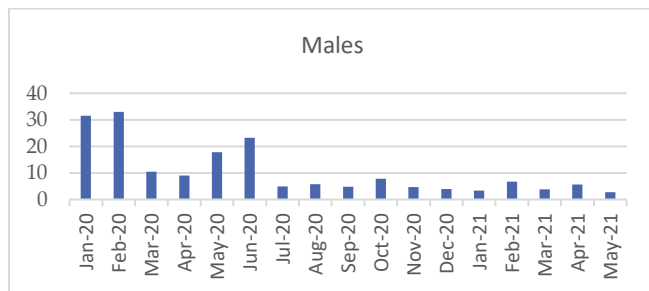
Average Length of Completed Stay on a Special Housing Status

The charts and graphs below show the average number of days residents spent on each status. The data includes all residents whose status ended during the month. "N/A" means a status wasn't completed that month.

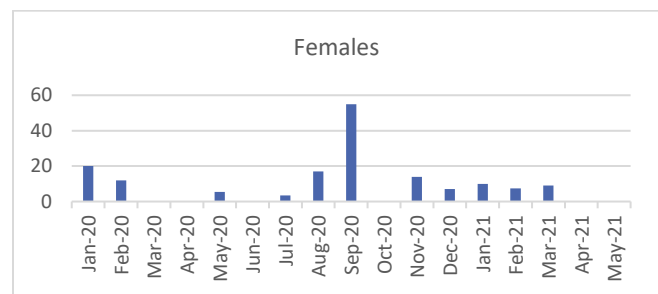
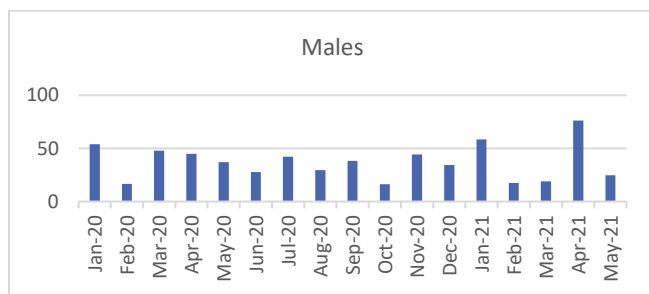
Males	ACU	Admin	Disc
May-20	426	17.8	37
Jun-20	224	23.2	27.8
Jul-20	N/A	4.9	42.2
Aug-20	N/A	5.8	29.6
Sep-20	N/A	4.8	38.2
Oct-20	99	7.82	16.38
Nov-20	135.5	4.63	44.29
Dec-20	N/A	4.00	34.28
Jan-21	N/A	3.33	58.44
Feb-21	N/A	6.73	17.43
Mar-21	N/A	3.83	19.00
Apr-21	N/A	5.63	76.25
May-21	N/A	2.71	24.75

Females	Admin	Disc
May-20	7.0	5.5
Jun-20	17.0	N/A
Jul-20	10.5	3.5
Aug-20	12.5	17.0
Sep-20	12.0	55.0
Oct-20	4.0	N/A
Nov-20	2.0	14.0
Dec-20	24.0	7.0
Jan-21	1.5	10.0
Feb-21	3.0	7.5
Mar-21	5.0	9.0
Apr-21	9.0	N/A
May-21	3.0	N/A

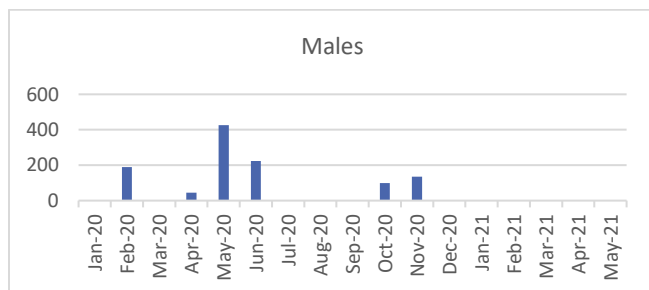
Average Length of Completed Stay on Administrative Status (Restrictive Housing Status)



Average Length of Completed Stay on Disciplinary Segregation (Restrictive Housing Status)



Average Length of Completed Stay in the Administrative Controls Unit (Special Management Status)



Note: The female population does not have an Administrative Controls Unit.



Maine Department of Corrections May 2021 Data Reporting

1.3 Intensive Mental Health Unit Average Population

Month/Year	Average Pop
20-Feb	27
20-Mar	26
20-Apr	23
20-May	22
20-June	22
20-July	24
20-Aug	24
20-Sep	21
20-Oct	21
20-Nov	23
20-Dec	23
21-Jan	24
21-Feb	25
21-Mar	23
21-Apr	23
21-May	23
Average Pop 2021	24

Behavioral Health Services

Wellpath provided behavioral health services:

- Substance use disorder assessments May- 71
- Behavioral health intakes April - 43
- Behavioral health sick calls answered April – 649
- Adult facility residents on psych meds April - 711

Current Population by Controlling Offense

The table to the right shows the total DOC population including men and women by their controlling sentence. The 104 residents in the “Null” category is a result of the correctional information system not being able to determine a controlling sentence. The “Attempt” category represents several offense types where the controlling offense was attempted but not successful. Currently this includes attempted murder and attempt to commit a crime. ***Controlling offense reflects all adult facility population on May 3, 2021.***

Controlling Sentence	#	%
Null	41	3%
Animal Welfare	2	0%
Arson	21	1%
Assault/Threaten	224	14%
Attempt	17	1%
Bail	11	1%
Burglary	104	6%
Conspiracy	8	0%
Drugs- Trafficking	318	20%
Drugs- Possession	25	2%
Drugs- Other	13	1%
Falsification	10	1%
Forgery	12	1%
Kidnapping	12	1%
Manslaughter	63	4%
Murder	216	13%
Other	2	0%
OUI	11	1%
Property Damage	4	0%
Public Admin	24	1%
Robbery	101	6%
Sex Offenses	227	14%
Solicitation	1	0%
Stalking/Terrorize	9	1%
Theft	89	6%
Traffic Criminal	38	2%
Trespass	1	0%
Weapons	8	0%
Grand Total	1,612	100%



Maine Department of Corrections May 2021 Data Reporting

2.0 Correctional Programming

2.1 Correctional Program Fidelity

Beginning in the spring of 2016, DOC staff participated in a University of Cincinnati Corrections Institute (UCCI) training on fidelity monitoring using their group observation and coaching process. The form is designed to provide a platform for trained staff to observe and rate program delivery in six individual skill areas and adherence to specific program curriculums, providing an overall fidelity score. The scores can range from 0-2. A zero score indicates “needs improvement,” 1 indicates “satisfactory,” and 2 “very satisfactory.” Initial overall score goals for Maine DOC programs was set at 1.5, with no individual skill area being under 1. All scores for each observation are entered in a database that keeps cumulative overall scores for each program. Immediately following each observation, rater feedback is provided to program staff to highlight strengths and areas of needed improvement. Cumulative reporting on each program has been provided to identify Department-wide areas of need, and specific targeted training to reinforce skill areas has been provided.

The table below shows DOC core programming cumulative scores for 2021 observed programs. *The treatment program expectation is all core programs will be observed a minimum of twice per class cohort.*

Program Fidelity Scores by Program and Section Current to June 1, 2021

	Core Program Observed						
	T4C	CBI-SA	CBI-SO	CBI-IPV	LIB	Prime Life	Prime Sol
Group Structure/Format	1.50	2.00	1.81	1.90	1.50	1.67	2.00
Facilitator Knowledge/ Modeling	1.80	2.00	2.00	1.97	1.60	2.00	2.00
Teaching Skills	2.00	1.81	2.00	1.91	1.00	2.00	2.00
Behavior Management	1.30	1.87	1.88	1.92	0.63	1.86	2.00
Communication	1.80	2.00	2.00	1.97	1.60	2.00	2.00
Interpersonal Characteristics	2.00	2.00	2.00	1.96	1.00	2.00	2.00
Overall Fidelity Score	1.73	1.95	1.95	1.94	1.22	1.92	2.00
Total 2021 Observations	1	2	2	6	1	1	1

Number of 2021 Observations, by Program and Facility

Facility	T4C	CBI-SA	CBI-SO	CB I-IPV	LIB	Prime Life	Prime Sol
MCC-M							
MCC-W							
SMWRC							
MVCF		2	2	3		1	1
MSP				1			
MSP- RSU	1			2	1		
BCF							
Total	1	2	2	6	1	1	1



Maine Department of Corrections May 2021 Data Reporting

2.2 Case Plans & Case Management

Case Plans- May 2021	BCF	MVCF	MSP	MCC Male	MCC Female	All Facility Ave
Case Plan OK	84%	99%	82%	83%	76%	85%
No CM	1%	0%	3%	6%	0%	2%
Old CM	1%	0%	3%	12%	1%	4%
Old Case Plan Review	13%	2%	11%	6%	24%	11%
Reentry Contact %	100%	99%	94%	91%	100%	97%

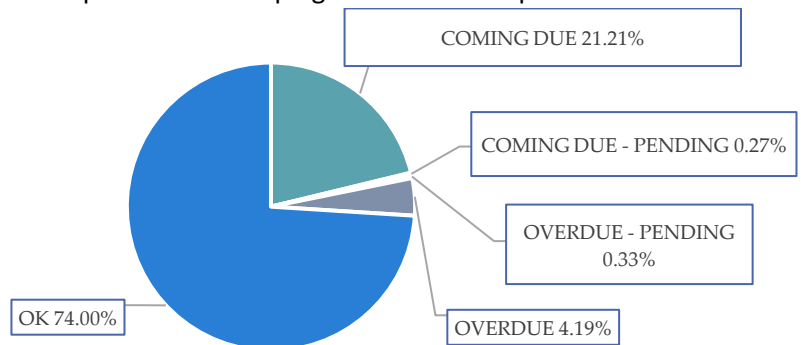
Of note- MCC Women's Unit 3 was locked down much of May d/t Covid which is likely cause of monthly dip in numbers

Client Classification Reviews

Client classification is a correctional process by which each resident is rated per his/her institutional risk and is used to determine an appropriate housing unit. There are four classifications for DOC residents, including: Close; Medium; Minimum; and Community. An Initial Classification is performed upon admission to a correctional facility after completion of intake assessments. After the initial classification, residents with more than 5 years must be reviewed annually. Residents with 5 years or less remaining or who are transgender, or intersex must be reviewed every 6 months. Case Managers and Unit Teams combined are responsible for keeping classifications up to date.

The chart to the right demonstrates the timeliness of statewide classification reviews for DOC residents as of June 3, 2021.

"Ok" and "Coming Due" statuses represent those who are up to date (95.21%). "Overdue" and "Overdue Pending" require review and finalization.



Classification reviews by facility can be found below.

	BCF		MCC - F		MCC - M		MSP		MVCF		All Facilities	
OK	111	73%	68	71%	224	73%	498	77%	212	71%	1113	74.00%
COMING DUE	36	24%	26	27%	51	17%	138	21%	68	23%	319	21.21%
COMING DUE - PENDING	2	1%	0	0%	0	0%	1	0%	1	0%	4	0.27%
OVERDUE - PENDING	2	1%	1	1%	0	0%	1	0%	1	0%	5	0.33%
OVERDUE	2	1%	1	1%	33	11%	10	2%	17	6%	63	4.19%

MaineCare & Projected Resident Releases- Through a collaboration with Department of Health and Human Services MaineCare Division, CMs can assist residents in ensuring MaineCare is in place at discharge.

Below are May 2021 releases with MaineCare status at discharge:

- 60 resident releases in May 2021 with MaineCare in place.
- 9 released without MaineCare in place
 - 7 out of state placements
 - 1 to Cumberland County Jail
 - 1 over income to qualify for MaineCare



Maine Department of Corrections May 2021 Data Reporting

2.3 Opioid Use Disorder & Substance Use Disorder Treatment

The tables below highlight treatment for Opioid Use Disorder (OUD) and Substance Use Disorder (SUD) at Maine Department of Corrections' adult correctional facilities, separated by men and women's treatment cohorts. Waitlists are generated by clinically assessed need. Once a resident is placed on the waitlist, they are offered treatment when a slot becomes available in the appropriate treatment.

"Grand Total" row represents the total number of residents active or wait listed in a treatment program, by program name. It is possible for a resident to be active or waitlisted for multiple SUD/OUD treatment programs, therefore the "total unique participants" row shows the non-duplicated number active in, or on a waitlist for any OUD or SUD treatment. The "total unique male pop" row shows the number of male residents on the day this report was run, and the % of male population represented by the unique participants in the waitlisted and active columns.

Men's OUD & SUD Treatment	Active	Waitlisted	Men's OUD & SUD Completed 2021	May	YTD Total
MAT	335	207	MAT	30	152
SUD CBI-SA	25	27	SUD CBI-SA	7	19
SUD Individual	63	12	SUD Individual	3	22
SUD Living in Balance- Core	58	36	SUD Living in Balance- Core	10	62
SUD Living in Balance- Other	7		SUD Living in Balance- Other		1
SUD Living in Balance- Relapse Prevention	4		SUD Living in Balance- Relapse Prevention		13
SUD Maintenance	1		SUD Prime For Life		21
SUD Outpatient Waitlist	110	175	SUD Prime Solutions		25
SUD Prime For Life	9	16	SUD Residential Treatment Waitlist	1	12
SUD Prime Solutions	12	22	SUD RSU MVCF	1	18
SUD Residential Treatment Waitlist	1	149	SUD RSUT Helping Men Recover (MSP)	6	29
SUD RSU MVCF	35	2	SUD RSUT- CBI-SA (MSP)	25	39
SUD RSUT Helping Men Recover (MSP)	3		SUD RSUT- LIB (MSP)	8	24
SUD RSUT- CBI-SA (MSP)		1	SUD RSUT-MSP	15	19
SUD RSUT- LIB (MSP)	5		SUD Stages of Change	2	24
SUD RSUT-MSP	24		Grand Total	108	480
SUD Seeking Safety	1		Total Unique Male Participants	87	333
SUD Stages of Change	6				
Grand Total	699	647			
Total Unique Male Participants	472	495			
Total Unique Male Population (1,492)	32%	33%			

Women's OUD & SUD Treatment	Active	Waitlisted	Women's OUD & SUD Completed 2021	May	YTD Total
MAT	27	23	MAT	4	23
SUD CBI-SA		2	SUD Co-Dependent No More	5	17
SUD Co-Dependent No More		2	SUD Individual		1
SUD Individual	4		SUD Living in Balance- Relapse Prevention	7	16
SUD Living in Balance- Core		3	SUD Women's SUD Services	6	24
SUD Living in Balance- Relapse Prevention		3	Grand Total	22	81
SUD Outpatient Waitlist		6	Total Unique Female Participants	15	51
SUD Women's SUD Services	40	11			
Grand Total	71	50			
Total Unique Female Participants	51	36			
Total Unique Female Population (113)	45%	32%			



Maine Department of Corrections May 2021 Data Reporting

Treatment Programming - Men

The programs listed below are the core programming for the male DOC population. They include programming for all adult male facilities. May numbers are based on program enrollment information pulled from CORIS on June 7, 2021.

“Grand Total” row represents the total number of residents active or wait listed in a treatment program, by program name. It is possible for a resident to be active or waitlisted for multiple treatment programs, therefore the “total unique participants” row shows the non-duplicated number active in, or on a waitlist for any program. The “total unique male pop” row shows the number of male residents on the day this report was run, and the % of male population represented by the unique participants in the waitlisted and active columns.

Men's Program	Active	Waitlist
Alternatives To Violence		34
Anger Management		23
Beyond Trauma	1	
CBI-IPV	36	112
Challenge Program	21	29
Commitment To Change	10	15
Criminal Addictive Thinking	20	15
Helping Men Recover	86	6
Houses Of Healing	9	24
Inside-Out Dads	13	46
Long Distance Dads	2	38
New Freedom	60	29
Nonviolent Communication	29	27
NVC Foundations	12	2
Planning Your Release	7	13
Problem Sexual Behavior Treatment CBI-SO MVCF	40	20
Problem Sexual Behavior Treatment Program MVCF	38	2
Problem Sexual Behavior Treatment- Maintenance	10	
Problem Sexual Behavior Treatment- Waitlist Men		193
Psychology Of Incarceration	3	43
R&R2	19	37
Recovery Club	3	1
Recovery Peer Support- Coach	9	18
Recovery Peer Support- Participant	21	10
SAFE	22	110
The Impact of Crime	24	40
Thinking for a Change	7	119
YARP	9	5
Grand Total	511	1011
Total Unique Male Participants	386	698
Total Unique Male Population (1,492)	26%	47%

Men's Program Completed	Total
Anger Management	8
Challenge Program	1
Helping Men Recover	5
NVC Foundations	4
R&R2	2
SAFE	14
The Impact of Crime	5
Grand Total	39



Maine Department of Corrections May 2021 Data Reporting

Treatment Programming - Women

The programs listed below are the core programming for the female DOC population. They include programming for all adult female residents. May numbers are based on program enrollment information pulled from CORIS on June 7, 2021.

“Grand Total” row represents the total number of residents active or wait listed in a treatment program, by program name. It is possible for a resident to be active or waitlisted for multiple treatment programs, therefore the “total unique participants” row shows the non-duplicated number active in, or on a waitlist for any program. The “total unique male pop” row shows the number of male residents on the day this report was run, and the % of male population represented by the unique participants in the waitlisted and active columns.

Women's Program	Active	Waitlist
Anger Management	1	4
Criminal Addictive Thinking	8	17
Healing Trauma		1
Helping Women Recover	6	10
Mom's Helping Mom's	1	
Moving On	4	13
NAMI- First Aid	4	
New Freedom	5	
Problem Sexual Behavior- Women	3	
Recovery Coach Academy		1
Recovery Peer Support- Coach	7	
Recovery Peer Support- Participant	13	1
SAFE	1	3
Grand Total	53	50
Total Unique Female Participants	41	41
Total Unique Female Population (113)	36%	36%

Women's Program Completed	Total
Healthy Relationships	1
Helping Women Recover	1
SAFE	1
Grand Total	3



Maine Department of Corrections May 2021 Data Reporting

2.4 Statewide Educational and Vocational Programming - Men & Women

The table below shows education and vocational programs for May 2021. Programming was pulled on June 2, 2021.

Education & Vocational Programs	Active		Waitlist		Edu & Voc Completed Programs	F	M
	F	M	F	M			
Adult Basic Education	2	39		9	edu College- Associate's Degree	1	
HiSET Prep Math	3	91		41	College- Bachelor's Degree		1
HiSET Prep Reading	2	65		28	College- Semester	3	9
HiSET Prep Social Studies	2	53		25	HiSET Prep Math		3
HiSET Prep Science	1	64		34	HiSET Prep Reading		3
HiSET Prep Writing	1	77		34	HiSET Prep Science		1
HiSET/HiSET prep	1		1	6	HiSET Prep Social Studies		3
College- Semester	35	71	3	12	HiSET Prep Writing		3
College- Associate's Degree	18	56		13	Post-Secondary/College prep	2	
College- Bachelor's Degree	6	15		2	SCP Education Hold		1
College- Master's Degree	1	4			HSED awarded from MDOE		1
PhD		1			OSHA Certification		1
Post-Secondary/College prep	6	1		11	Servsafe Certification	4	
College	1	17		4	WCCC Cert. Prod. Tech. Certification	1	
SCP Education Hold		46		2	Grand Total	11	26
HSED waitlist (CM referral to edu)		2		27			
EMCC Badging		1					
High School Diploma prep				2			
College Transition				1			
Servsafe Certification	4	11		26			
Auto Mechanics		8		5			
Bee Keeping				7			
Building Trades		2		2			
Carpentry Apprenticeship		3					
Composting				1			
Culinary Arts	6	1		3			
Culinary Arts Apprenticeship		2					
OSHA Certification		1		13			
Food Preserving Class				2			
Work Ready	1	6	11	28			
Graphic Arts				1			
Horticulture				8			
Material Handler Apprenticeship		2					
Small Engines				16			
Welding		5		21			
Wood Harvesting Apprenticeship		9					
WCCC Cert. Prod. Tech. Certification	1						
Grand Total	91	653	15	384			

Active in College as of 6/7/2021

Facility	College Degree Program	Gender	Total
BCF	edu College- Associate's Degree	M	2
	edu College- Bachelor's Degree	M	1
	edu PhD	M	1
MCC	edu College- Associate's Degree	F	2
		M	20
	edu College- Bachelor's Degree	F	1
		M	2
SMWRC	edu College- Associate's Degree	F	15
	edu College- Bachelor's Degree	F	5
	edu College- Master's Degree	F	1
MSP	edu College- Associate's Degree	M	24
	edu College- Bachelor's Degree	M	10
	edu College- Master's Degree	M	4
MVCF	edu College- Associate's Degree	M	9
	edu College- Bachelor's Degree	M	2
Grand Total			99

College Programming at Maine Department of Corrections

For over 20 years, the Maine Department of Corrections has been providing opportunities for residents to participate in and complete college programming. With over 100 college degrees awarded to residents since 2009, the college program has had a transformative impact on the culture of corrections and in the mindset of residents.

For more on the MDOC College Education Program, please see our report "MDOC College Program" at

<https://www.maine.gov/corrections/sites/maine.gov.corrections/files/inline-files/MDOCCollegeProgramSummaryHistoryDataJanuary2021Update.pdf>



Maine Department of Corrections May 2021 Data Reporting

Statewide Classroom Observations

Education Observation Expectations: Two observations per class cohort. Scoring scale for skill areas is 1= meets standard, 2= exceeds standard, 0=needs improvement. All classrooms have a goal of 1.5 or higher in all skill areas.

The table below shows DOC education programming observations cumulative scores for 2021 as of June 7, 2021.

Facility	All HiSET	All ABE	Work Ready	Non-Traditional	Grand Total	Skill Area	HiSET	ABE	Work Ready	Non-Traditional
MCC-M					0	Lesson Planning			2	2
MCC-W					0	Student Engagement			2	2
SMWRC					0	Responsiveness			2	2
MVCF			2	3	5	Class Mgt & Leadership			2	2
BCF					0	Monitoring & Assessment			2	2
MSP					0	Totals Observation Score			2.00	2.00
Total	0	0	2	3	5					

Hi-SET Subtest Completions and High School Equivalency Diplomas (HSED) Earned

HiSET Subtest successful completions, by facility, by subject, for April were pulled on June 7, 2021.

HiSET Subtests Passed May 2021						
Facility	Math	Reading	Science	Soc Studies	Writing	Total
BCF						
MCC-M					1	1
MCC-F						
MSP		1			1	2
MVCF	3	2	1	3	1	10
Total	3	3	1	3	3	13

HSED completers, by facility and completion month. These numbers are pulled from CORIS and periodically compared to Department of Education records for reconciliation. The month indicated below is the actual month the HSED was awarded and issued by Maine Department of Education.

Facility	2021 Jan	2021 Feb	2021 Mar	2021 April	2021 May	2021 Jun	2021 July	2021 Aug	2021 Sept	2021 Oct	2021 Nov	2021 Dec	2021 Total
BCF	0	0	0	0	0								0
MCC-M	0	0	0	0	0								0
MCC-F	0	1	4	2	0								7
MSP	0	0	0	0	0								0
MVCF	1	0	1	2	1								5
Totals	1	1	5	4	1								12



Maine Department of Corrections May 2021 Data Reporting

Facility Grade Level Breakdown

This chart shows the current highest grade-level breakdown of the Adult Facility Population, as of June 2, 2021.

	Women	%	Men	%	Total	%
Not In CORIS	21	19%	170	11%	191	12%
0-8th Grade	2	2%	68	5%	70	4%
9th-11th Grade	6	6%	221	15%	227	14%
HSD/HSED	72	66%	943	63%	1015	63%
Technical/Trade	2	2%	7	0%	9	1%
Associate	2	2%	39	3%	41	3%
Bachelor	3	3%	39	3%	42	3%
Masters	0	0%	6	0%	6	0%
PHD	1	1%	0	0%	1	0%
Grand Total	109	100%	1493	100%	1602	100%

Department of Education HSED 2016-2020 (completed while

	2016 Total	2017 Total	2018 Total	2019 Total	2020 Total
BCF	8	3	4	3	3
DCF	7	2	N/A	N/A	0
MCC-All	11	12	19	20	9
MSP	30	24	27	19	8
MVCF	22	18	20	19	15
Totals	78	59	70	61	35

Apprenticeships at MDOC

MDOC has partnered with MDOL and Maine employers to provide four registered apprenticeships to its residents. Apprenticeships provide training and career pathways to high-quality jobs that allow apprentices to earn while they learn.

MDOC provides the following apprenticeship program to residents:

Carpentry – Carpentry apprentices may earn credentials of NCCER carpentry 1,2 and 3 as well as complete a 1,2, or 3-year apprenticeship in carpentry. Selected candidates must have the NCCER CORE Curriculum completed prior to enrollment in the apprenticeship.

Current Enrollment: 5

Culinary Arts – Culinary apprentices may earn a ServSafe certification and will learn the skills required to work as a line cook in a commercial kitchen. Skills covered include food safety, storage, ordering, basic preparation, and more.

Current Enrollment: 5

Material Handler – Material handler apprentices will earn an OSHA Forklift Operators certification and are trained in warehouse operations such as order picking, stock rotation, packing, shipping, ordering, purchase Order use, invoicing, and more.

Current Enrollment: 2

Wood Harvesting – Wood Harvesting apprentices may earn a Certified Logging Professional Certification. Apprentices will learn safety requirements, OSHA requirements, directional felling, and equipment operation.

Current Enrollment: 10

For more information on apprenticeships:

visit: [https://www.maine.gov/labor/jobs_training/apprenticeship/#:~:text=The%20Maine%20Apprenticeship%20Program%20\(MAP,technical%20and%20theoretical%20course%20work](https://www.maine.gov/labor/jobs_training/apprenticeship/#:~:text=The%20Maine%20Apprenticeship%20Program%20(MAP,technical%20and%20theoretical%20course%20work)



Maine Department of Corrections May 2021 Data Reporting

2.5 Programming Tablets

The programming tablets in our MDOC facilities are corrections grade and operate on a closed, managed network that allows residents access to thousands of hours of free academic, vocational, life skills, and therapeutic programming designed for all learning levels. Currently there are over 700 tablets available to residents at specific levels in the following facilities: Maine State Prison, Maine Correctional Center, and Mountain View Correctional Facility.

“Productive Hours” is the total amount of time residents spent in active programming and “Total Hours” includes “Productive Hours” plus entertainment hours used. Residents earn entertainment time for active programming time.

May 2021 Tablet Data Points

Unique Active Residents	984
Total Productive Hours	21,503
Total Entertainment Hours	9,453
Total Hours	30,956
Average Hours per Resident	31.46
% of Total Hours that were Productive	69.46%

	Unique Active Residents	Total Productive Hours	Total Entertainment Hours	Total Hours	Average Hours per Resident	% of Total Hours that were Productive
MCC - M	161	6,128	4,493	10,621	65.97	57.70%
MCC - F	64	1,302	849	2,151	33.6	60.53%
MSP	630	12,544	3,395	15,939	25.3	78.70%
MVCF	129	1,529	716	2,245	17.4	68.12%

Department Wide Course Completions in May by Course Type

Job Skills	1,051	Making Changes	86
Adult Basic Education	389	Recovery	64
GED	367	Legal	58
Spirituality	354	Inspiration	55
Reentry	210	Finance	29
Job Search	173	College	27
Career Exploration	156	Documentaries	1
Health	114	ESL	1
Reading	111	Lectures	1



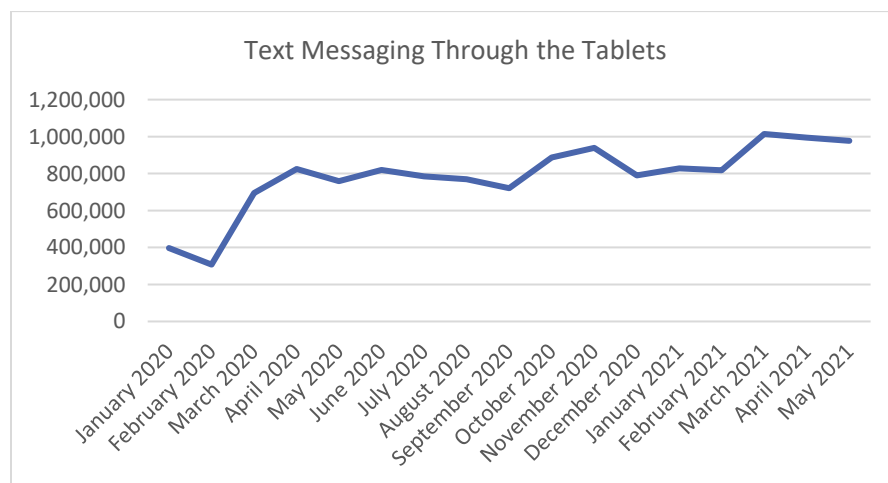
Maine Department of Corrections May 2021 Data Reporting

Top Courses Completed by Facility

Maine DOC tracks the courses that are completed on the tablets each month. The chart below reports the top five completed courses at each facility in May 2021.

MCC-Males	Announcement: MAT Expansion	88
	Eric the Car Guy - Noises	67
	Inside Story - Episode 2: COVID-19 and Vaccine Mistrust Behind Bars	61
	Eric the Car Guy - Leaks	55
	NCCER Preparation	49
MCC-Females	Announcement: MAT Expansion	44
	Eric the Car Guy - Transmissions	26
	The Recruitment Guy - Interview and Career Advice	11
	Eric the Car Guy - Noises	6
	The Marshall Project Media Survey	5
MSP	MSP Kitchen Menu	1,892
	Announcement: MAT Expansion	465
	Customer Service Basics	98
	Snag a Job	74
	The Marshall Project Media Survey	63
MVCF	Announcement: MAT Expansion	108
	Eric the Car Guy - Noises	30
	Eric the Car Guy - Brakes	19
	The Marshall Project Media Survey	10
	ME DOC - Fact Sheet for Moderna Covid-19 Vaccine	9

The tablets also offer residents the ability to communicate with family and other supports via text messaging. The graph below shows the number of messages sent per month from all MDOC adult facilities.





Maine Department of Corrections May 2021 Data Reporting

3.0 Classification

3.1 Average Monthly Gain, by Year, by Gender

This chart shows the average daily gain/loss of adult facility residents, by gender and calendar year.

Year	Average Monthly Gain		
	Men	Women	All
2015	0.83	4.08	4.92
2016	5.33	2.25	7.25
2017	1.25	0.42	1.67
2018	-6.17	2.00	-4.08
2019	-13.75	-1.00	-14.75
2020	-28.42	-1.08	-29.5
2021 to Date	-19.10	-2.00	-21.2
2015-2020	-6.82	1.11	-5.75

Admissions & Releases by Facility

May 2021	BCF	MCC-Men	MCC-Women	MSP	MVCF	Totals
Admissions for New Charges	N/A	30	0	0	N/A	30
Admissions for Probation Violations	N/A	28	0	1	N/A	29
Releases to Probation	2	9	3	4	9	27
Straight Releases	4	9	4	8	15	40

3.2 Current Custody Ratings

Custody Rating Overtime- 2020 & 2021

		May 2020	Jun 2020	Jul 2020	Aug 2020	Sep 2020	Oct 2020	Nov 2020	Dec 2020	Jan 2021	Feb 2021	Mar 2021	Apr 2021	May 2021
Male	Close	10%	11%	10%	11%	10%	10%	10%	10%	11%	11%	12%	12%	12%
	Medium	53%	49%	49%	47%	49%	50%	49%	50%	51%	51%	51%	51%	50%
	Minimum	26%	26%	25%	26%	26%	25%	25%	24%	24%	23%	23%	23%	24%
	Community	10%	13%	12%	11%	12%	13%	13%	10%	11%	10%	11%	10%	9%
	Unclassified	1%	2%	4%	5%	3%	2%	2%	5%	3%	5%	3%	4%	5%
	Grand Total	100%	100%	100%	100%	100%	100%	100%	100%	100%	100%	100%	100%	100%
Female	Close	4%	5%	4%	3%	3%	3%	3%	2%	2%	2%	2%	2%	2%
	Medium	27%	22%	22%	24%	23%	25%	24%	30%	28%	28%	29%	24%	26%
	Minimum	51%	39%	29%	28%	29%	29%	25%	26%	28%	28%	27%	34%	37%
	Community	18%	33%	39%	39%	38%	40%	46%	41%	41%	37%	40%	35%	32%
	Unclassified	<1%	2%	6%	6%	7%	3%	3%	2%	1%	5%	2%	4%	2%
	Grand Total	100%	100%	100%	100%	100%	100%	100%	100%	100%	100%	100%	100%	100%



Maine Department of Corrections May 2021 Data Reporting

3.3 Facility Transfers

Number of Transfers between Facilities

Transfer from Location	Transfer to Location	March 2020	April 2020	May 2020	June 2020	July 2020	August 2020	September 2020	October 2020	November 2020	December 2020	January 2021	February 2021	March 2021	April 2021	May 2021
Bolduc Correctional Facility	MCC	2	0	0	0	0	0	0	0	0	0	0	0	0	0	0
	MSP	1	1	4	4	3	2	5	4	1	4	2	3	2	0	0
	MVCF	2	0	0	0	0	0	0	0	0	0	0	5	2	0	1
Maine Correctional Center	BCF	2	0	0	0	0	0	0	0	0	0	0	0	0	0	0
	MSP	22	0	3	0	1	1	0	0	1	3	0	2	15	2	22
	MVCF	16	0	0	0	16	43	57	22	0	0	22	29	25	37	16
Maine State Prison	BCF	8	0	0	11	33	12	15	5	0	13	3	13	6	3	19
	MCC	0	0	1	0	0	3	1	0	0	1	0	2	1	0	1
	MVCF	3	2	1	0	0	2	0	0	0	0	2	6	1	10	10
Mountain View Correctional Facility	BCF	0	0	0	0	0	0	0	0	0	0	0	1	2	1	2
	MCC	4	0	0	0	0	1	15	0	0	0	5	10	1	2	1
	MSP	4	0	1	0	1	2	0	0	0	3	0	1	0	6	0
Grand Total		64	3	10	15	54	66	93	31	2	24	34	72	55	61	72



Maine Department of Corrections May 2021 Data Reporting

Return to Higher Custody by Facility

Transfers to higher custody are listed based on the incident reason connected to the date of transfer. For any transfer that does not have a related incident, the transfer reason is listed towards the bottom of the section for each facility.

Facility	Incident Reason	20-May	20-Jun	20-Jul	20-Aug	20-Sep	20-Oct	20-Nov	20-Dec	21-Jan	21-Feb	21-Mar	21-Apr	21-May
BCF	Assault-Cl. on Cl. w/out Ser. Injury		1					1						
	Contraband Found - Alcohol		2											
	Contraband Found - Cell Phone(s)													
	Contraband Found - Drugs								1			1		
	Contraband Found - Medication													
	Drug Test - Positive				2				2					
	Failure to Comply/Program					1								
	Fight		1											
	Theft													
	<i>Below are transfer reasons for those transfers without a related incident</i>													
	Change of Custody Level	1												
	Higher Security			1						1	1	1		
	Medical	3		2		3	3		1	1	2			
	Population Distribution													
	Security					1								
	BCF Totals	4	4	3	2	5	3	1	4	2	3	2	0	0
MVCF	Assault-Client on Cl. w/ Ser. Injury								1					
	Assault-Client on Cl. w/out Ser. Injury													
	Contraband Found - Drugs													
	Damage to Property													
	DEI													
	Drug Test - Positive									1	1			
	Failure to Comply/Program				1									
	Major Disturbance													
	Suicide Behavior, No Injury													
	Suicide Behavior, With Injury												1	
	Self-Inflicted Injury				1					1	1			
	Tattooing													
	Threatening (to staff)											1		
	Weapon(s) Involved/Seized													
	<i>Below are transfer reasons for those transfers without a related incident</i>													
	Change of Custody Level												5	
	Medical	1									1			
	Population Distribution			1		15				3	8		2	1
	Security				1				2					
	MVCF Totals	1	0	1	3	15	0	0	3	5	11	1	8	1



Maine Department of Corrections May 2021 Data Reporting

Supervised Community Confinement Program (SCCP) Cases by Month

The purpose of the Supervised Community Confinement Program is to provide a means of successful reentry of facility residents into the community. Residents transferred to supervised community confinement are still considered facility residents while in the program. The place of confinement is in the community, rather than in a correctional facility. Participation in this program is a privilege that may be afforded to residents who meet the established criteria.

The charts below show the placements, completions, and violations of SCCP, as well as the census at the end of each month.

Males	May-20	Jun-20	Jul-20	Aug-20	Sep-20	Oct-20	Nov-20	Dec-20	Jan-21	Feb-21	Mar-21	Apr-21	May-21
End of Previous Month Census	40	38	37	32	36	31	24	21	16	16	10	12	8
SCCP Placements	10	7	8	10	5	3	3	0	4	2	3	2	1
SCCP Completions	12	7	12	4	10	10	6	5	3	8	1	5	1
Violations (return to custody)	0	1	1	2	0	0	0	0	1	0	0	1	0
End of Month SCCP Census	38	37	32	36	31	24	21	16	16	10	12	8	8

Females	May-20	Jun-20	Jul-20	Aug-20	Sep-20	Oct-20	Nov-20	Dec-20	Jan-21	Feb-21	Mar-21	Apr-21	May-21
End of Previous Month Census	29	30	25	18	18	15	16	17	20	21	19	21	19
SCCP Placements	4	3	1	5	5	4	4	4	3	2	5	3	2
SCCP Completions	3	6	7	5	7	3	3	1	1	3	3	4	4
Violations (return to custody)	0	2	1	0	1	0	0	0	1	1	0	1	1
End of Month SCCP Census	30	25	18	18	15	16	17	20	21	19	21	19	16

2021 Totals	Males	Female
Placements	12	15
Completions	18	15
Violations	2	4



Maine Department of Corrections May 2021 Data Reporting

4.0 Prison Industries Report

Prison Industries exist at all adult facilities and provides vocational skill training and work opportunities for residents. The wage earned goes towards room and board, paying fines and restitution, and for resident expense and savings accounts.

The chart breaks down each job by facility location, number of employees, and total of numbers worked during a given month's pay period. Depending when paydays fall, one month can show an extra pay week.

Resident Jobs by Facility and Wages Earned

	January		February		March		April		May	
Job Designation	# of Emp.	Total Hrs.	# of Emp.	Total Hrs.	# of Emp.	Total Hrs.	# of Emp.	Total Hrs.	# of Emp.	Total Hrs.
Showroom	1	-	1	-	1	-	3	509.00	3	504.0
Plateshop	6	872.0	7	896.0	7	996	7	1,032.00	8	1,048.5
Upholstery PIE Program	2	108.9	2	124.8	2	148.60	3	23.90	3	250.0
Upholstery	3	24.3	5	172.7	5	173.30	6	291.60	3	170.0
Woodshop	75	2,023.9	72	2,847.9	70	4,901.20	66	3,605.70	71	4,857.3
Metal Shop	7	428.2	7	607.1	7	691.40	7	411.40	6	479.8
Finishing Shop	9	119.6	9	269.8	9	535.00	9	514.60	9	663.8
Card Design/ Drawing	-	-	-	-	-	-	1	10.00	1	12.0
Fly Tying	-	-	-	-	-	-	-	-	-	-
Upholstery	4	357.00	4	435.00	4	328.50	3	283.00	4	281.50
Stitching & Embroidery	8	596.00	6	655.50	4	512.00	3	41.75	3	7.75
Print Shop	6	126.00	5	655.00	6	391.50	4	414.00	5	336.50
Pine Grove	3	311.50	1	14.00	4	462.00	5	580.50	2	385.50
Sawmill	8	960.50	11	1,283.50	11	11.00	11	1,541.00	11	1,573.00
Tug Toys	-	-	3	87.00	3	111.00	3	166.00	6	299.00
Woodshop	8	1,027.50	7	1,075.50	5	497.00	7	714.00	7	675.50
Grand totals	140.00	6,955.40	140.00	9,123.80	138.00	9,758.50	138.00	10,138.45	142.00	11,544.15

Total Wages Paid Out by Month

The chart below shows by month, the total wages paid to all Industries resident employees for the hours worked in the chart above.

Facility	Oct-20	Nov-20	Dec-20	Jan-21	Feb-21	March-21	April-21	May-21
MSP/BCF	\$23,220.88	\$17,556.64	\$19,818.51	\$12,972.10	\$15,200.39	\$20,711.72	\$19,927.69	\$27,432.17
MCC/SMWRC	\$3,403.81	\$3,153.50	\$990.25	\$1,904.55	\$2,505.01	\$1,713.20	\$890.74	\$762.46
MVCF	\$2,343.30	\$2,751.25	\$2,826.50	\$3,667.00	\$4,113.25	\$3,588.75	\$9262.00	\$5,021.25
Grand Total	\$28,967.99	\$23,461.39	\$23,635.26	\$18,543.65	\$21,818.65	\$26,013.67	\$30,080.43	\$33,215.88

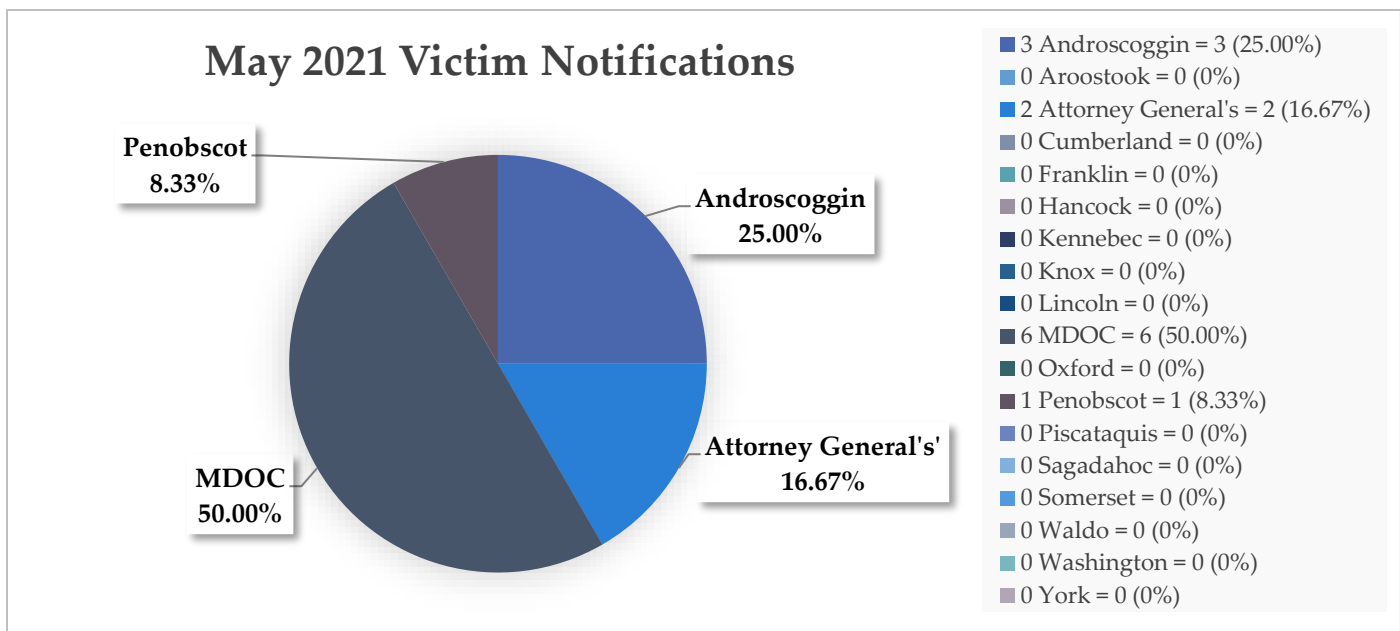


5.0 Office of Victim Services

May 2021 Highlights

Victim Notification:

One of the major duties of the Maine Department of Corrections (MDOC), Office of Victim Services (OVS) is to register victims of crime for victim notification of adult or juvenile resident release and enforce such requests as outlined in Statute. In May 2021, a total of 12 victims registered for victim notification. The chart indicates which agency assisted the victim in filing the victim notification request with the MDOC. The MDOC OVS assisted in 6 victim notification requests, totaling 50.00% of the requests for May.



Safety planning:

The MDOC victim advocates track information pertaining to releases of persons with problem sexual behavior or domestic violence history into the community and provides support services to crime victims prior to a registered person with problem sexual behavior or domestic violence history being released from an MDOC facility.

Victim wrap around meetings, or “victim safety planning meetings”, are offered to all victims, and/or victim’s parents/guardians if the victim is a minor, in preparation for the resident’s release. Victim Services aims to have the meetings at least two weeks prior to the release date hoping that as much of the resident’s re-entry plan information is current and available. These meetings are held at a Probation Office closest to where the victim lives. Only participants requested by the victims attend the meetings. Participants include, but are not limited to, Probation Officer, Victim Services Advocate, Victim and/or victim’s parents/guardian, Law Enforcement Officer(s) and an advocate from the Sexual Assault Center or Domestic Violence Resource Center that is located closest to the victim. Due to COVID-19 and the need for social distancing, safety planning meetings are currently held online. There were no safety planning meetings held in May.



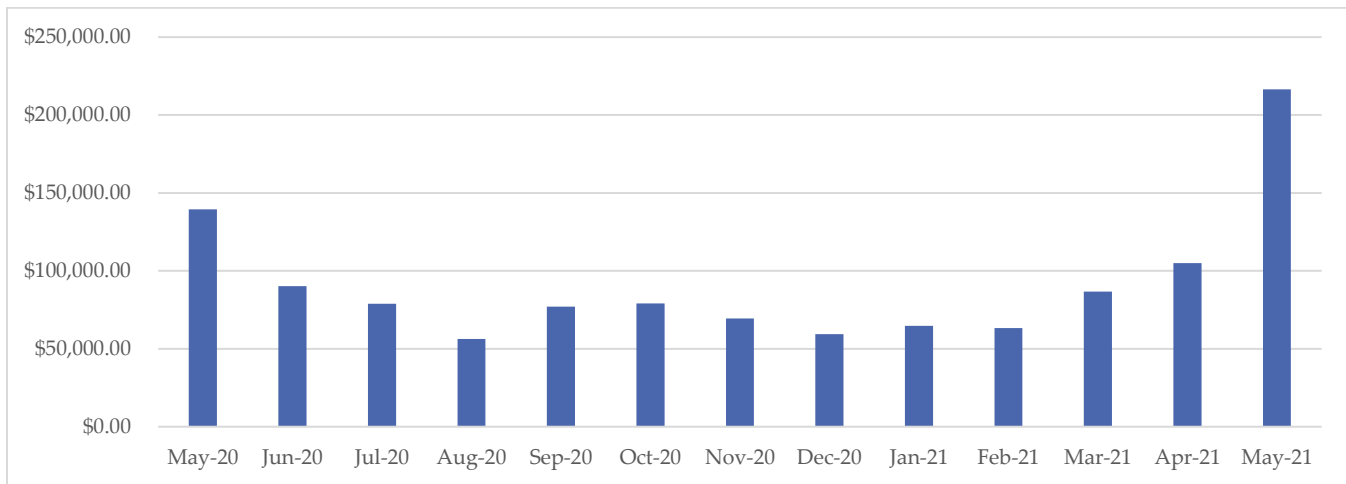
Maine Department of Corrections May 2021 Data Reporting

Restitution:

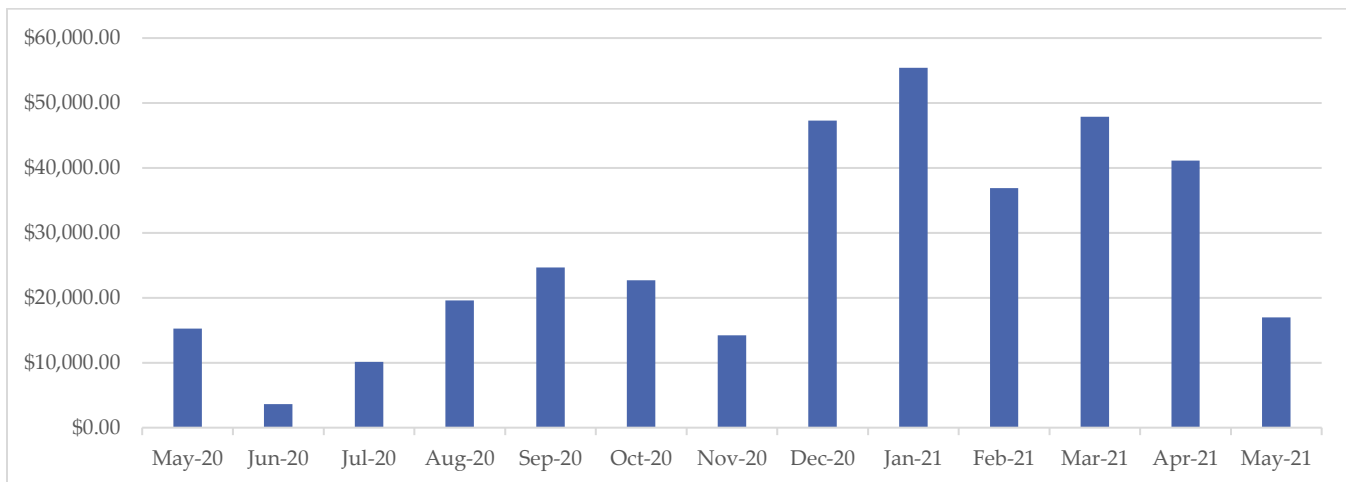
In May, the Maine Department of Corrections collected \$216,523.66 in restitution. Restitution checks disbursed to crime victims in May totaled \$118,480.76, of which, \$16,987.00 were funds that would not have been disbursed without the research done by OVS.

In May the OVS reviewed 106 resident and/or client restitution cases which included 191 contacts with victims, collateral contacts researching the case, and connecting with the Court and District Attorney's Office staff in order to assist crime victims.

RESTITUTION COLLECTION



MONIES DISBURSED DUE TO ADVOCATE RESEARCH





Maine Department of Corrections May 2021 Data Reporting

6.0 Adult Community Corrections

6.1 Adult Community Caseloads as of May 3, 2021.

“Active” clients are any probationer on community supervision that requires direct contact on a regular basis.

“Passive” clients require less contact on a regular basis. Clients on a passive status can be placed on active status at any time.

Community Status	Gender	Race	Reg I	Reg II	Reg III	Total
Active	F	Asian	2			2
		Black or African American	4	6	2	12
		Native American	3	2	15	20
		Two or More Races	2		5	7
		Unknown	10	5	11	26
		White	243	311	268	822
		Total Female	264	324	301	889
	M	Asian	9	2	1	12
		Black or African American	78	94	43	215
		Native American	6	12	42	60
		Native Hawaiian or Pacific Islander	1		2	3
		Two or More Races	9	8	16	33
		Unknown	29	24	18	71
		White	831	1260	1071	3162
		Total Male	963	1400	1193	3556
	U	Unknown		1		1
		Total Unknown		1		1
	Total Active		1227	1725	1494	4446
Passive	F	Asian	1	1		2
		Black or African American	4	5	6	15
		Native American			5	5
		Two or More Races			2	2
		Unknown		7	2	9
		White	46	50	56	152
		Total Female	51	63	71	185
	M	Asian	1	1	1	3
		Black or African American	45	68	34	147
		Native American	4	5	14	23
		Native Hawaiian or Pacific Islander			1	1
		Two or More Races	4	5	4	13
		Unknown	16	24	23	63
		White	204	276	299	779
		Total Male	274	379	376	1029
	Total Passive		325	442	447	1214



Maine Department of Corrections May 2021 Data Reporting

6.2 Average Age and Race of Adult Probationers by Gender

	Male	Female
May 2021	41	40

Caseloads by Race May 2021	M	F
Asian	0.33%	0.37%
Black or African American	7.90%	2.51%
Native American	1.81%	2.33%
Native Hawaiian or Pacific Islander	0.09%	0.00%
Two or More Races	1.00%	0.84%
Unknown	2.92%	3.26%
White	85.95%	90.69%
Grand Total	100%	100%

6.3 Violations & Revocations

Violations are broken up into three categories and are detailed below to help better understand the table.

- Felony – Probation Violation based on new criminal conduct that is a felony charge.
- Misdemeanor – Probation Violation based on new misdemeanor charges.
- Technical Violation – Probation violation that is technical in nature. Examples include- failure to report, contact with a victim, failure to participate in treatment, and absconding from probation (not limited to these).

Revocations are broken up into three categories and are detailed below to help better understand the table.

- Full Revocation – A probationer has violated the terms of their current probation and will be serving their underlying sentence at a Maine DOC facility.
- Probation Revocation with Continuation – Probationer will be serving time for a probation violation in either a county jail or in a Maine DOC facility. Upon release, the probationer will continue probation.
- Probation Revocation with Termination – Probationer will serve time for their probation violation in a county jail or Maine DOC facility. Upon release, the person will not be on probation.

May 2021 Revocations:

Violation Type	Revocation	County Jail		DOC Facility	
		Male	Female	Male	Female
Felony	Full Revocation	2		1	
	Probation Revocation with Continuation	8	3	1	
	Probation Revocation with Termination	4	1	9	
Misdemeanor	Full Revocation	1		1	
	Probation Revocation with Continuation	8	1	4	
	Probation Revocation with Termination	6	1		2
Technical	Probation Revocation with Continuation	6	2		
	Probation Revocation with Termination	3		4	
Grand Total		38	8	20	2



Maine Department of Corrections
Correctional Programming Division
25 Tyson Drive
Augusta, ME 04330
Phone (207) 287-2711
Fax (207) 287-4370
<http://www.maine.gov/corrections>

The mission of the Department of Corrections is to reduce the likelihood that juvenile and adult offenders will re-offend, by providing practices, programs and services which are evidence-based, and which hold the offenders accountable.