

July 2025

MDOC Adult Data Report



MDOC Data Team

This document contains key adult correctional data points to assist management and staff in making evidence-based decisions.

Randall Liberty
Commissioner

Anthony Cantillo
Deputy Commissioner

Maine Department of Corrections
25 Tyson Drive
State House Station 111
Augusta Maine 04333-0111
207-287-2711

8/11/2025



Maine Department of Corrections

July 2025 Data Reporting

Contents

- 1.0 Population & Demographics 3
 - 1.1 Incarcerated Population 3
 - 1.2 Behavioral Health Services 4
 - 1.3 Administrative Control Unit Population 5
 - 1.4 Restrictive Housing Population 6
- 2.0 Correctional Programming 9
 - 2.1 Resident Classification Reviews..... 9
 - 2.2 DOC Programming by Type 10
- 3.0 Classification 11
 - 3.1 Average Monthly Gain, by Year, by Gender 11
 - 3.2 Current Custody Ratings..... 11
 - 3.3 Facility Transfers..... 12
- 4.0 Supervised Community Confinement Program (SCCP) 13
- 5.0 Prison Industries Report..... 14
- 6.0 Office of Victim Services..... 15
- 7.0 Adult Community Corrections..... 17
 - 7.1 Adult Community Caseloads 17
 - 7.2 Average Age and Race of Adult Probationers by Gender 18
 - 7.3 Community Population Over Time 18
 - 7.4 Community Investigations..... 19
 - 7.5 Leading the Way..... 19
 - 7.6 Probation Successful Completions: 19
 - 7.7 Violations & Revocations..... 20



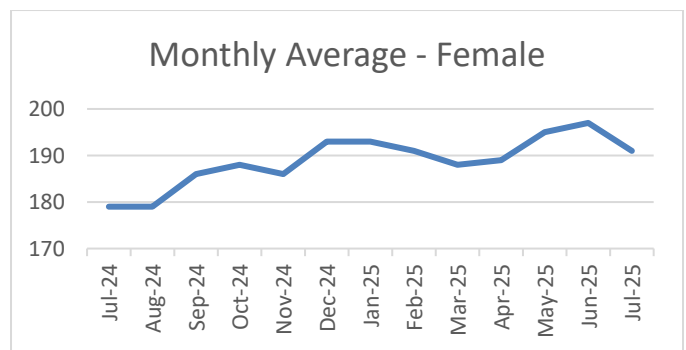
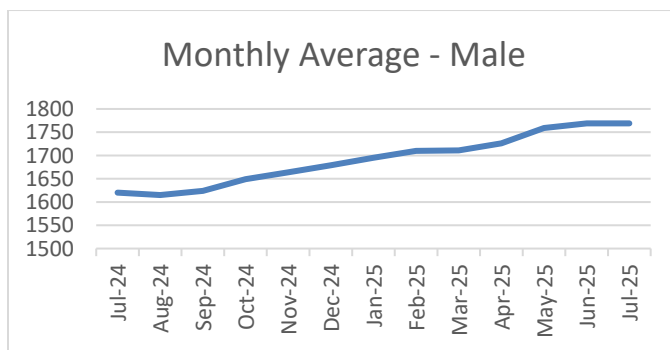
Maine Department of Corrections July 2025 Data Reporting

1.0 Population & Demographics

1.1 Incarcerated Population

2024-2025 average population, by month, by gender. Average Population YTD is based only on 2025 months.

Month-Year	Male	Female	Total
July 2024	1620	179	1799
August 2024	1615	179	1795
September 2024	1624	186	1810
October 2024	1649	188	1836
November 2024	1664	186	1850
December 2024	1679	193	1871
January 2025	1695	193	1888
February 2025	1710	191	1901
March 2025	1711	188	1900
April 2025	1726	189	1915
May 2025	1759	195	1954
June 2025	1769	197	1966
July 2025	1769	191	1960
Average Population YTD	1734	192	1926



Population Demographics

Average Age

	Male	Female
July 2025	42	39

Racial Breakdown by Gender

	Male	Female
Asian	0.40%	0.00%
Black or African American	12.50%	3.32%
Native American	3.27%	3.49%
Native Hawaiian	0.17%	0.00%
Two or More Races	1.13%	1.05%
Unknown	1.74%	0.00%
White	80.80%	92.14%
Totals	100%	100%



Maine Department of Corrections July 2025 Data Reporting

Current Population by Controlling Sentence

The table to the right shows the total population by controlling sentence. The “Null” category is a result of the correctional information system not being able to determine a controlling sentence. The “Attempt” category represents several offense types where the controlling offense was attempted but not successful. Controlling offense reflects all adult facility population on August 4, 2025.

Controlling Sentence	Total	%	Controlling Sentence	Total	%
Null	49	2%	Manslaughter	78	4%
Arson	30	2%	Murder	228	12%
Assault/Threaten	318	16%	Offenses/Family	4	0%
Attempt	26	1%	OUI	15	1%
Bail	10	1%	Property Damage	6	0%
Burglary	87	4%	Public Admin	12	1%
Conspiracy	5	0%	Robbery	77	4%
Drugs- Trafficking	478	24%	Sex Offenses	273	14%
Drugs- Possession	48	2%	Stalking/Terrorize	11	1%
Drugs- Other	6	0%	Theft	88	4%
Falsification	24	1%	Traffic Criminal	52	3%
Forgery	6	0%	Trespass	3	0%
Kidnapping	16	1%	Weapons	13	1%

1.2 Behavioral Health Services

Wellpath provided behavioral health services for July 2025:

- Substance use disorder assessments — 84
- Behavioral health intakes — 117
- Behavioral health sick calls answered — 508
- Adult facility residents on psych meds — 1,329
 - 171 females
 - 1,158 males
- IMHU screenings — 3
- IMHU groups offered — 36
- Number of times IMHU residents attended groups — 104
- Average number of IMHU daily individual therapy sessions — 4

Intensive Mental Health Unit (IMHU) Average Population

MDOC recognizes the need to provide structured intensive mental health services in a specialized mental health housing unit to accommodate the needs of male prisoners experiencing serious mental health problems.

The table to the right shows the average daily population in the IMHU by month, while below shows annual ADP.

Year	2014	2015	2016	2017	2018	2019	2020	2021	2022	2023	2024
ADP	22	21	22	26	26	27	23	27	26	26	24

IMHU Month/Year	Average Pop
July 2024	25
August 2024	24
September 2024	23
October 2024	23
November 2024	24
December 2024	23
January 2025	24
February 2025	23
March 2025	24
April 2025	25
May 2025	24
June 2025	24
July 2025	24
Average Pop 2025	24

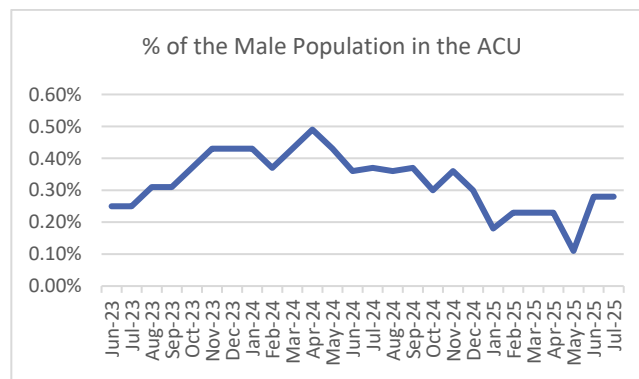


Maine Department of Corrections July 2025 Data Reporting

1.3 Administrative Control Unit Population

The Administrative Control Unit (ACU) is a housing unit at the Maine State Prison for residents in need of an extended period of intensive security and programming, when a return to a larger general population may pose an on-going or serious threat to the safety of others, risk of escape, or another repeated or serious threat to facility security. Residents in the ACU are afforded at least four (4) hours of time out of cell, per day, and are afforded access to programs, services, and communications comparable to general population housing areas.

The percent of the adult male population that was housed in the Administrative Control Unit (ACU) during the month of July 2025 was 0.28% (5 residents). The percent of the adult male population in ACU over the past two years is shown in the graph below.



The below tables show the demographics of residents in the Administrative Control Unit during the month of July 2025.

Race	Males	
Asian	0	0.0%
Black or African American	3	60.0%
Native American	0	0.0%
'Native Hawaiian or Pacific Islander	0	0.0%
Two or More Races	0	0.0%
Unknown	0	0.0%
White	2	40.0%

Age Groups	Males	
20's	1	20.0%
30's	3	60.0%
40's	1	20.0%
50's	0	0.0%
60's	0	0.0%
70's	0	0.0%



Maine Department of Corrections July 2025 Data Reporting

1.4 Restrictive Housing Population

Restrictive housing at MDOC is defined as housing that separates a resident from the general population and restricts the resident to his or her cell twenty-two (22) hours or more per day for the safe and secure operation of the facility.

Administrative status is the MDOC's designation used when placing a resident in restrictive housing. Administrative status is the placement of a resident in a cell in a restrictive housing unit separated from the general population or in another housing unit only for as long as necessary as a result of a determination that there is a direct threat to the safety of persons or a clear threat to the safe and secure operation of the facility if the prisoner is on a less restrictive status.

The number of stays below and to the left are the number of times any resident spent any amount of time on the status during the month of July 2025. The number of unique residents below and to the right, are the number of residents that spent any amount of time on the status during the month of July 2025.

Number of Stays for Each Status	Male	Female
Administrative Status	49	3
Disciplinary Segregation	10	0

Number of Unique Residents for Each Status	Male	Female
Administrative Status	45	3
Disciplinary Segregation	10	0

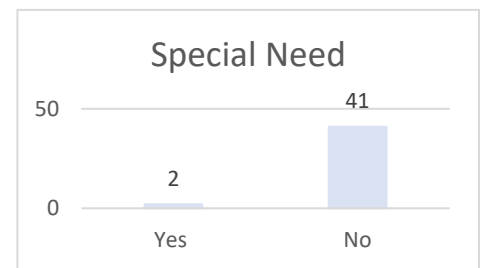
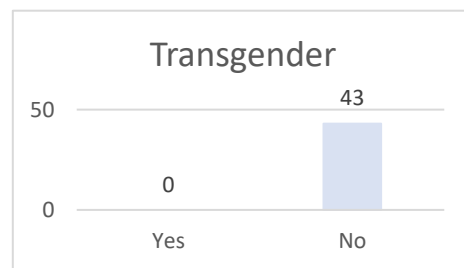
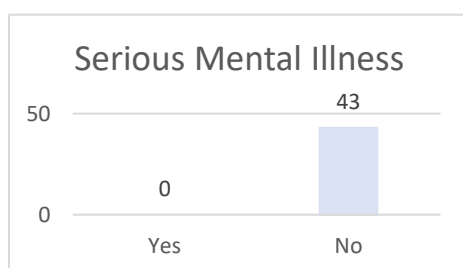
The tables below show the demographics of residents on a restrictive housing status during the month of July 2025.

Race	Male		Female	
Asian	1	1.96%	0	0.0%
Black or African American	13	25.49%	0	0.0%
Native American	4	7.84%	1	33.33%
Nat. Hawaiian or Pac. Islander	0	0.0%	0	0.0%
Two or More Races	0	0.0%	0	0.0%
Unknown	1	1.96%	0	0.0%
White	32	62.75%	2	66.66%

Age Groups	Male		Female	
20's	19	37.25%	1	33.33%
30's	21	41.18%	1	33.33%
40's	11	21.57%	1	33.33%
50's	0	0.0%	0	0.00%
60's	0	0.0%	0	0.00%
70's	0	0.0%	0	0.00%
80's	0	0.0%	0	0.00%

An administrative status placement is an option of last resort, to be used only when a less restrictive alternative has not been or would not be effective to resolve the threat posed. This is especially important if a client has any medical or mental health condition that might contraindicate the placement.

In July, there were zero residents with a serious mental illness or who identified as transgender at time of Administrative Status placement. Two residents had a special need. "Special need" refers to residents with higher psychiatric acuity who need consistent/regular and frequent engagement with the mental health and psychiatric teams.





Maine Department of Corrections July 2025 Data Reporting

For residents placed on Administrative Status during the month of July 2025, the following table lists the reasons for the Administrative Status placement.

Reason for Placement	# of Residents	Reason for Placement	# of Residents
Physical Altercation	14	Contraband	5
Safety Concern	10	Assault	4
Threatening	7	Contraband Watch	2
Refusing Staff Orders	6	Under the Influence	1

Average Daily Population on a Restrictive Housing Status by Type

The below tables show the average daily population of residents on a restrictive housing status, as well as the ADP on those statuses as a percent of the total population for the month of July 2025.

Male	
Restrictive Housing Type	ADP on Status
Administrative Status	7.96
Disciplinary Segregation	8.06
Daily Average of Males on RH Status	16.02
% of Male Population on RH Status	0.91%

Female	
Restrictive Housing Type	ADP on Status
Administrative Status	0.19
Disciplinary Segregation	0.00
Daily Average of Females on RH Status	0.19
% of Female Population on RH Status	0.10%

Average Daily Population on a Restrictive Housing Status by Type and Facility

Gender	Facility	Average Daily Population on Administrative Status in July 2025
Females	MCC	0.19
	Daily Average of Females on Administrative Status	0.19
	% of Female Population on Administrative Status	0.10%
Males	MSP	3.81
	MCC	1.84
	MVCF	2.32
	Daily Average of Males on Administrative Status	7.97
	% of Male Population on Administrative Status	0.45%
All Residents Daily Average on Administrative Status		8.07
% of Total Population on Administrative Status		0.41%

Gender	Facility	Average Daily Population on Disciplinary Segregation Status in July 2025
Females	MCC	0.00
	Daily Average of Females on Disciplinary Segregation	0.00
	% of Female Population on Disciplinary Segregation	0.00%
Males	MSP	8.06
	MCC	0.00
	MCVCF	0.00
	Daily Average of Males on Disciplinary Segregation	8.06
	% of Male Population on Disciplinary Segregation	0.46%
All Residents Daily Average on Disciplinary Segregation		8.06
% of Total Population on Disciplinary Segregation		0.41%

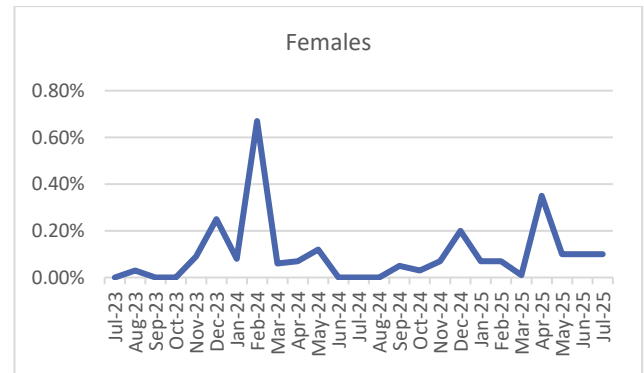
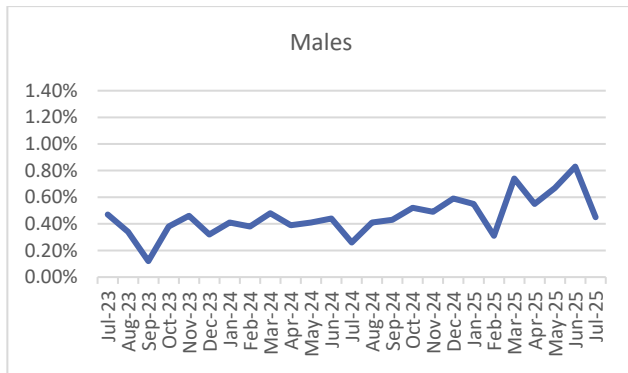


Maine Department of Corrections July 2025 Data Reporting

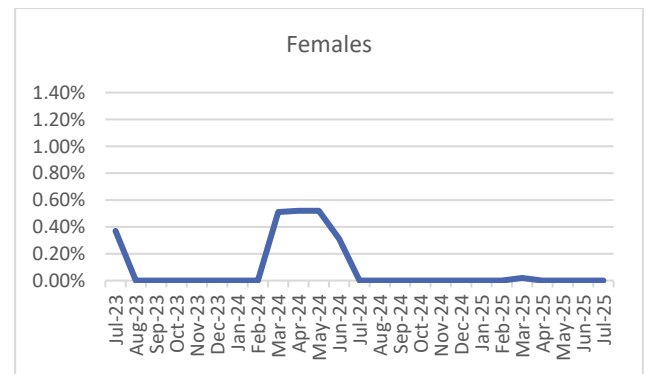
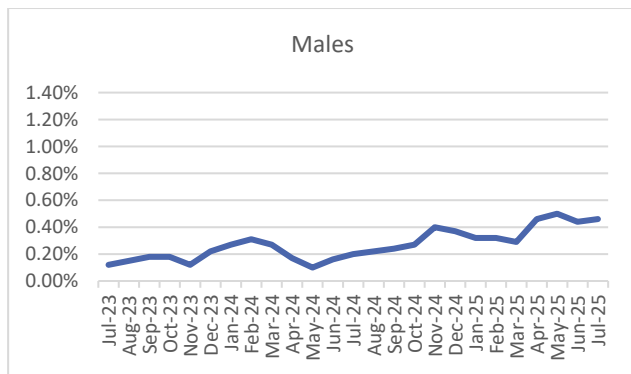
Average Daily Population on a Restrictive Housing Status as a Percent of the Population

The below graphs show the average daily population as a percent of the population for each type of Restrictive Housing status.

Percent of the Population on Administrative Status



Percent of the Population on Disciplinary Segregation



Average Length of Completed Stay on a Restrictive Housing Status

The tables below show the average number of days residents spent on each status. The data includes all residents whose status ended during each month.

Males	Admin	Disc
Aug-24	2.67	12.00
Sept-24	3.85	20.00
Oct-24	4.70	59.00
Nov-24	3.65	45.00
Dec-24	3.80	47.40
Jan-25	3.73	28.00
Feb-25	4.15	52.67
Mar-25	4.21	195.67
Apr-25	3.81	61.50
May-25	3.60	37.00
Jun-25	3.29	64.16
Jul-25	6.35	123.00

Females	Admin	Disc
Aug-24	None Completed	None Completed
Sept-24	0.50	None Completed
Oct-24	None Completed	None Completed
Nov-24	1.00	None Completed
Dec-24	1.00	None Completed
Jan-25	1.00	None Completed
Feb-25	1.00	None Completed
Mar-25	1.00	7.00
Apr-25	1.00	None Completed
May-25	0.67	None Completed
Jun-25	2.00	None Completed
Jul-25	1.00	None Completed



Maine Department of Corrections July 2025 Data Reporting

2.0 Correctional Programming

2.1 Resident Classification Reviews

Client classification is a correctional process by which each resident is rated per his/her institutional risk and is used to determine an appropriate housing unit. There are four classifications for MDOC residents, including: Close, Medium, Minimum, and Community. An Initial Classification is performed upon admission to a correctional facility after completion of intake assessments. After the initial classification, residents with more than 5 years must be reviewed annually. Residents with 5 years or less remaining, or who are transgender, or intersex must be reviewed every 6 months. Case Managers and Unit Teams combined are responsible for keeping classifications up to date.

Classification reviews by facility can be found below (as of August 4, 2025).

Classification Review Status	BCF	DCF	MCC-F	MCC-M	MSP	MVCF	Total
Ok	164	36	133	198	608	227	1366
Coming Due	39	10	39	47	203	79	417
Coming Due- Pending Classification	0	0	0	0	1	0	1
Overdue- Pending Classification	0	0	5	9	3	0	17
Overdue	8	0	4	11	26	8	57
Facility Totals	211	46	181	265	841	314	1858
Not requiring review (within 60 days to release)							103
Grand Toal							1961

Case Managers (CM) and Case Plans (CP) The table refers to the status of resident case plans, as well as the percentage of resident reentry case plan notes entered that are required per MDOC policy July 2025 data).

	BCF	DCF	MCC-F	MCC-M	MSP	MVCF	All Facility Average
Case Plan OK	92%	98%	93%	82%	78%	89%	89%
Old CP Review	7%	0%	4%	10%	10%	8%	7%
Old CM	1%	2%	3%	6%	12%	3%	5%
Reentry Contacts Completed	99%	78%	100%	97%	97%	100%	95%
Contact Standards	91%	62%	94%	95%	99%	99%	90%



Maine Department of Corrections July 2025 Data Reporting

2.2 DOC Programming by Type

Active and waitlisted numbers are non-duplicated in each treatment or programming area, as of August 6, 2025.

Substance Use Disorder Treatment “Tier 2” outpatient level treatment services:

		Active	Waitlisted
Tier 2	Female	26	47
	Male	100	433

Substance Use Disorder Treatment “Tier 1” residential level treatment services:

		Active	Waitlisted
Tier 1	Female	2	3
	Male	19	7

Medications for Substance Use Disorder (MSUD) treatment services:

		Active	Waitlisted
MSUD	Female	116	0
	Male	834	7

Education Programming, excluding college degree programs:

		Active	Waitlisted
Education Programs	Female	51	4
	Male	177	61

College and College Degree Programs:

		Active	Waitlisted
College	Female	41	11
	Male	169	22

Vocational Programming:

		Active	Waitlisted
Vocational Programs	Female	20	8
	Male	291	275

Other Programming:

Program Name	Active		Waitlisted	
	F	M	F	M
Anger Management	0	31	6	53
Building Resiliency	0	0	1	0
CBI-IPV	0	26	0	167
Challenge Program- Orientation	0	2	0	1
Challenge Program - Rational Thinking	0	6	0	0
Grief And Loss	0	0	0	1
Healthy Relationships	2	0	2	1
Houses Of Healing	0	11	0	10
Hustle 2.0	0	0	0	2
Inside-Out Dads	0	1	0	50
Long Distance Dads	0	0	0	9
MBH - Parenting Inside Out	6	0	6	0
MPRN	0	0	0	1
New Freedom	0	10	0	19
Nonviolent Communication	0	0	0	35
NVC Foundations	0	0	0	3
Planning Your Release	0	2	0	23
Prison Fellowship Academy	0	15	0	4
Problem Sexual Behavior Tx Building a Balanced Life	2	17	2	121
Psychology Of Incarceration	0	5	0	20
R&R2	0	0	0	16
Recovery Coach Academy	1	0	1	9
Recovery Coach Ethics Training	0	0	1	9
Recovery Peer Support- Coach	18	32	0	16
Recovery Peer Support- Participant	8	24	0	6
Resident Advisory Council	0	10	0	0
Restorative Justice	0	0	0	2
Restorative Justice - Be Heard	1	0	1	3
SAFE	0	8	9	50
The Impact of Crime	0	0	1	26
Thinking for a Change	0	5	4	176
YARP	0	32	0	9
Grand Total	38	237	34	842



Maine Department of Corrections July 2025 Data Reporting

3.0 Classification

3.1 Average Monthly Gain, by Year, by Gender

This chart shows the average gain/loss of adult facility residents, by gender and calendar year. 2025 includes the current year's months to date.

Average Monthly Gain			
Year	Males	Females	All
2015	0.83	4.08	4.92
2016	5.33	2.25	7.25
2017	1.25	0.42	1.67
2018	-6.17	2.00	-4.08
2019	-13.75	-1.00	-14.75
2020	-28.42	-1.08	-29.5
2021	-7.58	1.25	-6.25
2022	8.58	5.42	14.00
2023	15.75	5.17	20.92
2024	8.50	2.42	10.92
2015-2024	-1.57	2.09	0.51
2025	11.43	0.00	11.43

Admissions & Releases by Facility

July 2025	BCF	DCF	MCC-M	MCC-F	MSP	MVCF	Totals
Admissions for New Charges	N/A	N/A	39	4	3	0	46
Admissions for Probation Violations	N/A	N/A	29	3	0	N/A	32
Releases to Probation	8	1	8	7	5	15	44
Straight Releases	1	1	6	2	8	12	30

3.2 Current Custody Ratings

Custody Rating Overtime - 2024 & 2025

		Jul-24	Aug-24	Sep-2024	Oct-2024	Nov-2024	Dec-2024	Jan-25	Feb-25	Mar-25	Apr-25	May-25	Jun-25	Jul-25
Male	Close	7%	7%	7%	7%	7%	7%	8%	8%	8%	8%	8%	8%	8%
	Medium	48%	48%	48%	48%	49%	46%	50%	50%	51%	51%	52%	51%	52%
	Minimum	23%	23%	23%	24%	23%	18%	22%	22%	21%	20%	20%	20%	20%
	Community	18%	18%	18%	17%	16%	26%	16%	16%	16%	17%	17%	17%	17%
	Unclassified	5%	4%	4%	4%	5%	3%	4%	4%	4%	5%	4%	3%	4%
	Grand Total	100%	100%	100%	100%	100%	100%	100%	100%	100%	100%	100%	100%	100%

Female	Close	2%	2%	2%	1%	1%	1%	2%	2%	2%	2%	3%	4%	3%
	Medium	39%	37%	39%	41%	42%	36%	41%	42%	40%	40%	37%	37%	37%
	Minimum	23%	26%	27%	28.5%	27%	20%	29%	30%	30%	27%	30%	32%	30%
	Community	32%	29%	27%	28.5%	28%	42%	26%	25%	25%	26%	25%	24%	27%
	Unclassified	5%	5%	4%	1%	2%	1%	2%	1%	3%	5%	5%	3%	2%
	Grand Total	100%	100%	100%	100%	100%	100%	100%	100%	100%	100%	100%	100%	100%



Maine Department of Corrections July 2025 Data Reporting

3.3 Facility Transfers

Number of Transfers between Facilities

Transfer from:	Transfer to:	24-Jul	24-Aug	24-Sep	24-Oct	24-Nov	24-Dec	25-Jan	25-Feb	25-Mar	25-Apr	25-May	25-Jun	25-Jul
BCF	DCF	0	0	1	0	0	0	0	0	0	0	1	1	0
	MCC	0	0	1	0	1	0	0	0	0	0	0	0	0
	MSP	2	2	2	4	4	2	4	3	2	1	1	1	4
	MVCF	0	0	1	1	0	1	0	0	1	0	1	0	1
DCF	BCF	0	1	0	1	0	0	0	1	0	0	0	1	0
	MCC	0	0	0	0	0	0	0	0	0	0	0	0	0
	MSP	0	0	0	0	0	0	0	0	0	0	0	0	0
	MVCF	0	0	3	0	0	2	3	1	2	0	0	0	3
MCC	BCF	6	6	10	19	11	0	9	9	6	2	8	4	10
	DCF	4	0	3	0	0	0	0	2	0	0	0	0	0
	MSP	33	31	20	40	28	40	31	26	22	34	26	24	87
	MVCF	17	16	6	11	17	19	18	16	15	21	14	14	46
MSP	BCF	9	10	4	6	3	12	4	0	10	5	11	7	12
	DCF	0	2	0	8	2	0	5	0	6	0	0	0	1
	MCC	1	3	1	2	1	1	1	4	2	5	2	2	3
	MVCF	5	20	4	11	6	6	5	8	6	8	6	8	12
MVCF	BCF	1	3	0	0	3	2	3	3	0	1	0	0	1
	DCF	3	1	1	0	0	0	2	0	1	1	0	1	4
	MCC	0	1	0	1	1	0	0	0	0	1	0	0	0
	MSP	0	7	3	4	3	0	6	4	13	12	2	4	5
Grand Total		81	103	60	108	80	85	91	77	86	91	72	67	189



Maine Department of Corrections July 2025 Data Reporting

4.0 Supervised Community Confinement Program (SCCP)

The purpose of the Supervised Community Confinement Program is to provide a means of successful reentry of facility residents into the community. Residents transferred to supervised community confinement are still considered facility residents while in the program. The place of confinement is in the community, rather than in a correctional facility. Participation in this program is a privilege that may be afforded to residents who meet the established criteria.

Current Participant Data as of 08/01/2025

Current Participants by Facility

Male	BCF	20
	DCF	4
	MCC	0
	MSP	0
	MVCF	13
Female	SMWRC	17
Total		54

Current Participants by Region

Region 1	8
Region 2	25
Region 3	21
Total	46

Current Participants Race & Gender Demographics

Race	SCCP Participants		MDOC Population	
	M	F	M	F
Asian	0.0%	5.9%	0.5%	0.0%
Black or African American	13.5%	11.8%	12.6%	2.7%
Native American	2.7%	0.0%	3.1%	4.3%
Native Hawaiian	0.0%	0.0%	0.2%	0.0%
Two or More Races	0.0%	5.9%	1.1%	1.1%
Unknown	8.1%	0.0%	1.7%	0.0%
White	75.7%	76.5%	80.9%	92.0%
Total	100%	100%	100%	100%

		Jan	Feb	Mar	Apr	May	Jun	Jul	Aug	Sept	Oct	Nov	Dec	2025
Male	SCCP Placements	7	6	4	3	6	4	9	-	-	-	-	-	39
	SCCP Completions	3	3	8	4	5	4	3	-	-	-	-	-	30
	Violations (return to custody)	1	3	0	3	0	0	1	-	-	-	-	-	8
Female	SCCP Placements	5	3	1	0	1	3	5	-	-	-	-	-	18
	SCCP Completions	2	3	2	3	2	2	1	-	-	-	-	-	15
	Violations (return to custody)	0	1	1	0	0	0	1	-	-	-	-	-	3
All	SCCP Placements	12	9	5	3	7	7	14	-	-	-	-	-	57
	SCCP Completions	5	6	10	7	7	6	4	-	-	-	-	-	45
	Violations (return to custody)	1	4	1	3	0	0	2	-	-	-	-	-	11

SCCP applicants and participants may appeal the decision to deny their transfer to SCCP or the decision to remove them from the program. The decisions made after the review of each appeal are included in the table below.

Response to Appeal	Appeal of SCCP Transfer Denial		Appeal of Removal from SCCP	
	July 2025	2025	July 2025	2025
Decision Upheld	3	17	0	0
Decision Reversed	0	1	0	0
Decision Modified	0	0	0	0
Remanded for Further Review	0	1	0	0
Total Decisions after Appeal	3	19	0	0



Maine Department of Corrections July 2025 Data Reporting

5.0 Prison Industries Report

Prison Industries exist at all adult facilities and provide vocational skill training and work opportunities for residents. The wage earned goes towards room and board, paying fines and restitution, and for resident expenses and savings accounts.

The chart breaks down each job by facility location, number of employees, and total numbers worked during a given month's pay period. Depending on when paydays fall, one month can show an extra pay week. The "MSP/MCC Women" Facility designation means women at MCC who were working on a project under MSP's Industries.

Resident Jobs by Facility and Wages Earned

Facility	Job Designation	March		April		May		June		July	
		# of Emp.	Total Hrs.	# of Emp.	Total Hrs.	# of Emp.	Total Hrs.	# of Emp.	Total Hrs.	# of Emp.	Total Hrs.
BCF	Showroom	5	890.50	5	1083.50	4	982.00	6	1124.50	5	1,018.50
BCF	Plateshop	7	826.00	6	801.00	7	871.00	7	1132.00	6	958.00
MSP	Upholstery PIE Program	0	0.00	0	0.00	0	0.00	0	0.00	-	0.00
MSP	Upholstery	6	441.70	6	496.70	6	487.70	4	355.40	4	435.80
MSP	Woodshop	66	5900.50	72	5971.50	65	7003.10	66	5909.70	60	6,210.80
MSP	Machine Shop	5	635.40	6	706.10	6	772.80	6	723.90	6	786.10
MSP	Finishing Shop	15	1245.00	13	1271.50	15	1619.30	15	1368.00	15	1,475.90
MSP	Card Design/ Drawing	0	0.00	1	20.00	0	0.00	0	0.00	1	15.00
MSP	Fly Tying	0	0.00	0	0.00	0	0.00	0	0.00	-	0.00
MSP	KEY CHAINS									2	50.00
MSP/MCC WOMEN	MCC Women	2	28.00	2	6.00	0	0.00	0	0.00	-	0.00
MCC	Garments	0	0.00	0	0.00	0	0.00	0	0.00	-	0.00
MCC	Upholstery	4	501.00	4	498.50	5	629.50	4	567.50	4	512.00
MCC	Stitching & Embroidery	10	459.50	8	427.00	13	694.00	14	705.00	13	736.50
MCC	Print Shop	24	449.50	21	414.00	21	528.00	14	357.00	19	490.00
MVCF	Pine Grove	0	0.00	0	0.00	0	0.00	0	0.00	-	0.00
MVCF	Sawmill	9	904.00	13	1786.50	13	2010.50	16	1840.50	11	1,478.30
MVCF	Tug Toys	0	0.00	0	0.00	0	0.00	0	0.00	-	0.00
MVCF	Woodshop	6	1013.50	6	889.30	7	1031.00	8	882.80	6	984.00
Grand Totals		159	13294.60	163	14371.60	162	16628.90	160	14966.30	152.00	15,150.90

Total Wages Paid Out by Month

The chart below shows, by month, the total wages paid to all resident Industries employees for the hours worked (correlating hours reflected in the chart above).

	Mar-25	Apr-25	May-25	Jun-25	Jul-25
MSP/BCF	\$31,237.80	\$32,495.64	\$36,102.93	\$34,751.45	\$34,959.87
MCC/SMWRC	\$4,092.14	\$4,659.39	\$5,601.50	\$4,820.13	\$5,131.26
MVCF	\$4,114.01	\$4,854.38	\$5,809.64	\$5,084.38	\$5,582.55
Grand Total	\$39,443.95	\$42,009.41	\$47,514.07	\$44,655.96	\$45,673.68



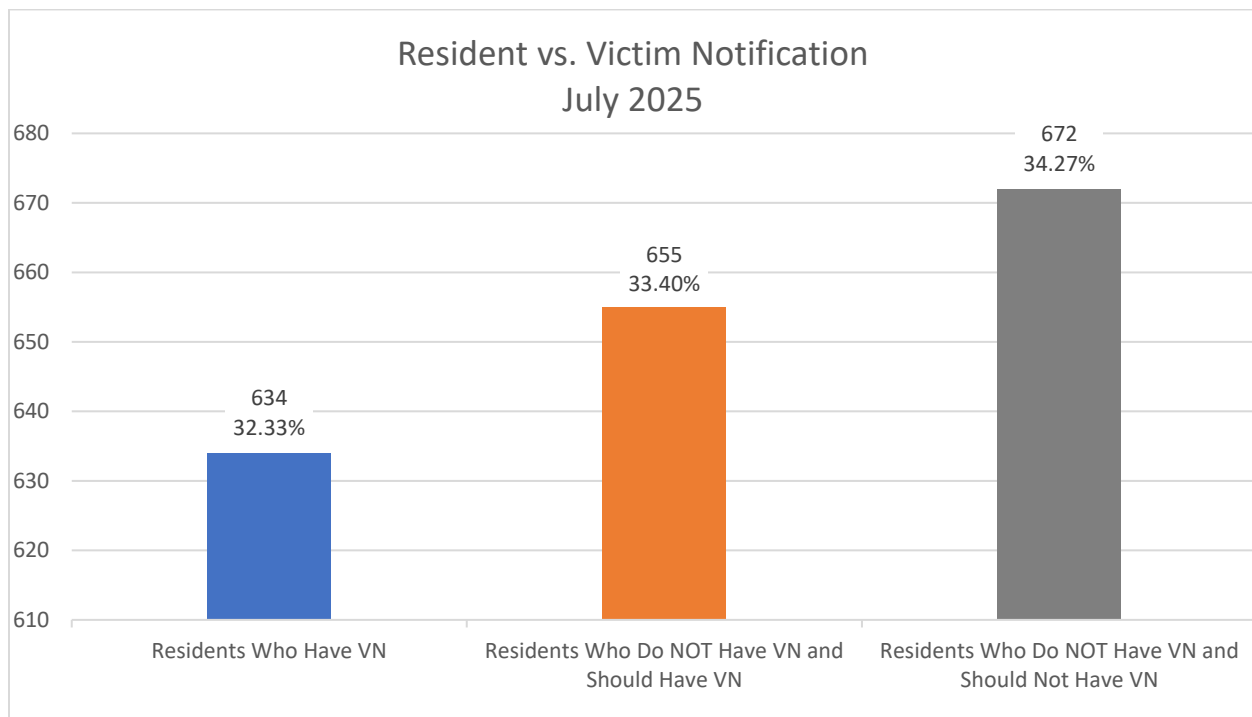
6.0 Office of Victim Services

July 2025 Highlights

Victim Notification:

MDOC, Office of Victim Services (OVS) registers victims of crime for notification of adult or juvenile resident release and enforce such requests as outlined in Statute.

- Number notification requests assisted by the MDOC OVS: 10
- Total new victims registered for notification in July 2025: 20



Safety Planning:

OVS advocates track information pertaining to releases of persons with problem sexual behavior or domestic violence history into the community. The victim advocate(s) provides support services, referrals, resources, and safety planning to crime victims prior to a registered person with problem sexual behavior or domestic violence history being released from an MDOC facility.

Victim's wrap around meetings, or "victim safety planning meetings", are offered to all victims, and/or victim's parents/guardians if the victim is a minor, in preparation for the resident's release.

- Safety Planning meetings for July 2025: 0

Restitution:

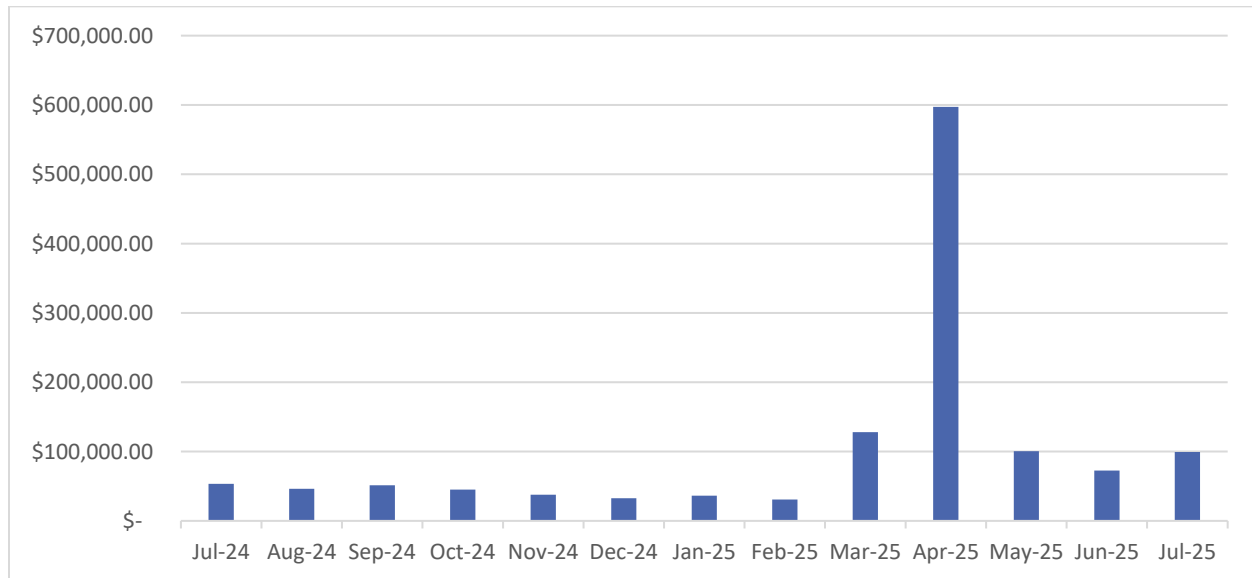
- Collected: \$99,261.91
- Disbursed to victims: \$96,589.00
- Cases researched: 58
- Victim contacts involved: 77
- Amount only disbursed due to research of OVS: \$14,454.32



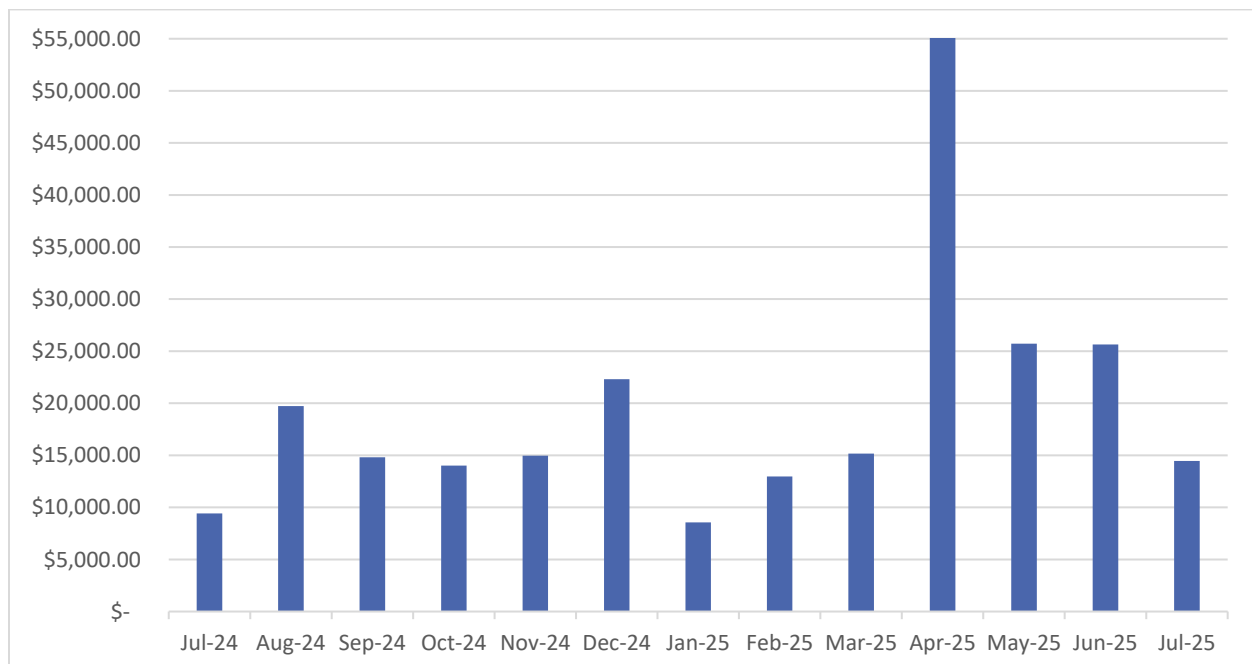
Maine Department of Corrections July 2025 Data Reporting

RESTITUTION COLLECTION

**Starting in March 2025, the amount of restitution collected reflects monies previously not included in the monthly chart totals. The additional restitution funds were collected through DOC online payments option.*



MONIES DISBURSED DUE TO ADVOCATE RESEARCH





Maine Department of Corrections July 2025 Data Reporting

7.0 Adult Community Corrections

7.1 Adult Community Caseloads

Adult Community statistics are as of **July 31, 2025**.

“Active” clients are any probationer on community supervision that requires direct contact on a regular basis. “Passive” clients require less contact on a regular basis. Clients on a passive status can be placed on active status at any time.

Client Status		Reg I	Reg II	Reg III	Grand Total
Active	Probation	962	1361	1264	3587
	Parole	3	4	1	8
	SCCP	8	25	22	55
	Interstate Compact In	95	54	84	233
	Pending Violation	117	146	139	402
	Pending Violation - Incarcerated	147	184	169	500
Passive	County Jail	7	12	30	49
	Partial Revocation - County Jail	15	20	18	53
	Interstate Active Detainer	8	1	0	9
	Interstate Compact Out	102	55	29	186
	Warrant Absconded	235	338	367	940
Grand Total		1699	2200	2123	6022

Adult Community Caseload Clients by Status & Race

		Asian		Black or African American		Native American		Native Hawaiian or Pacific Islander		Two or More Races		Unknown		White		Grand Total
Client Status		M	F	M	F	M	F	M	F	M	F	M	F	M	F	
Active	Probation	12	1	174	20	62	16	8	1	31	2	84	21	2520	635	3587
	Parole	0	0	0	0	0	0	0	0	0	0	0	0	8	0	8
	SCCP	0	1	5	2	1	0	0	0	0	1	3	0	29	13	55
	Interstate Compact In	1	2	17	0	4	0	0	0	2	0	3	2	167	35	233
	Pending Violation	2	1	15	6	2	2	0	0	1	1	0	1	287	84	402
	Pending Violation - Incarcerated	1	1	53	1	10	1	0	0	1	0	8	4	338	82	500
Passive	County Jail	0	0	3	1	2	1	0	0	1	0	0	0	36	5	49
	Interstate Active Detainer	0	0	2	0	0	0	0	0	0	0	1	0	6	0	9
	Interstate Compact Out	2	0	36	4	1	0	0	0	5	0	6	2	110	20	186
	Partial Revocation - County Jail	2	0	3	0	1	0	0	0	0	0	0	0	43	4	53
	Warrant Absconded	2	1	103	6	25	2	2	0	7	0	53	11	581	147	940
Grand Total		22	7	411	40	108	22	10	1	48	4	158	41	4125	1025	6022



Maine Department of Corrections July 2025 Data Reporting

7.2 Average Age and Race of Adult Probationers by Gender

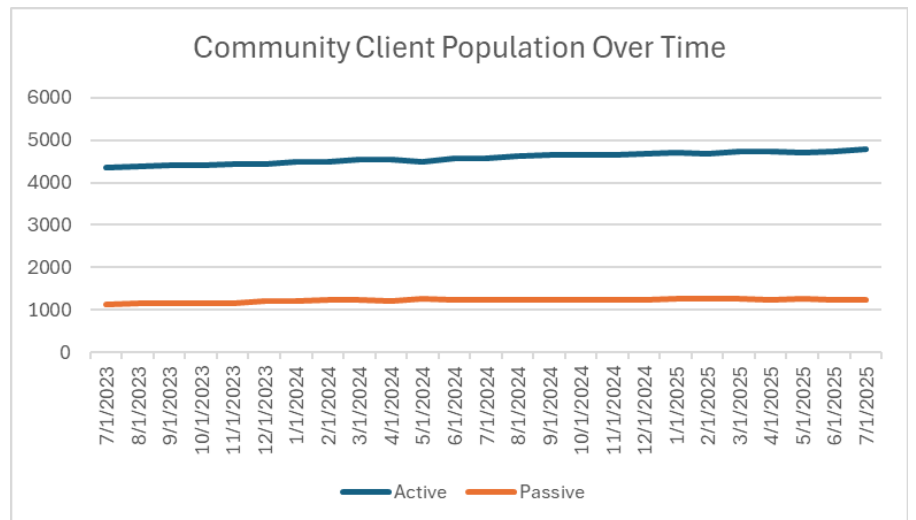
Adult Community statistics are as of July 31, 2025.

	Male	Female
Average Age	41	40

Race	Male		Female	
Asian	22	0.5%	7	0.6%
Black or African American	411	8.4%	40	3.5%
Native American	108	2.2%	22	1.9%
Native Hawaiian or Pac. Islander	10	0.2%	1	0.1%
Two or More Races	48	1.0%	4	0.4%
Unknown	157	3.2%	41	3.6%
White	4126	84.5%	1025	89.9%
Grand Total	4882	100%	1140	100%

7.3 Community Population Over Time

	Active	Passive
July 2023	4363	1140
August 2023	4384	1149
September 2023	4393	1150
October 2023	4412	1152
November 2023	4433	1163
December 2023	4430	1199
January 2024	4477	1205
February 2024	4501	1226
March 2024	4544	1229
April 2024	4548	1207
May 2024	4495	1257
June 2024	4572	1233
July 2024	4579	1231
August 2024	4620	1242
September 2024	4660	1227
October 2024	4639	1244
November 2024	4661	1231
December 2024	4688	1229
January 2025	4705	1259
February 2025	4677	1255
March 2025	4728	1254
April 2025	4730	1246
May 2025	4703	1255
June 2025	4726	1243
July 2025	4777	1244





Maine Department of Corrections July 2025 Data Reporting

7.4 Community Investigations

Category of Investigation	Reg I		Reg II		Reg III		Jul 2025	Total 2025
	Jul	2025	Jul	2025	Jul	2025		
Furlough Investigation	0	4	2	16	2	11		31
Pardon	1	1	0	7	1	13		21
Pre-Sentence Investigation	0	0	0	2	0	2		4
SCCP	8	29	8	49	10	52		130
Interstate Compact Investigations							15	115

7.5 Leading the Way

“Leading the Way” is a Transitional Living Program in Bangor which currently has 14 beds. The community-based transitional residential program provides a safe, structured, living residence designed around engagement with needed supports and services, including behavioral health, independent living skills, and other targeted intervention services to help individuals rebuild after justice involvement.

	On Probation	On SCCP	Drug Court (also on probation)	Total
Census 7/31/2025	12	2	3	14

	Beginning Census	Admissions	Discharges	Violations	End of Month Census
March 2025	12	3	4	4	11
April 2025	11	5	2	1	14
May 2025	14	4	4	4	14
June 2025	14	4	4	2	14
July 2025	14	2	2	1	14

**Violations do not necessarily change the census, as a residents can receive a violation but potentially remain in the program*

7.6 Probation Successful Completions:

Completion of probation is considered successful when a client is transferred from probation to society because their probation has terminated due to completion of the sentence. Should a client have a full revocation, or a partial revocation with termination, then their probation ends unsuccessfully.

Probation Terminations July 2025	Total	% Of Total
Successful Completions	140	75%
Full or Partial Revocations with Termination	46	25%
Total Discharges from Probation	186	100%



Maine Department of Corrections July 2025 Data Reporting

7.7 Violations & Revocations

Violations are broken up into three categories and are detailed below to help better understand the table.

- Felony – Probation Violation based on new criminal conduct that is a felony charge.
- Misdemeanor – Probation Violation based on new misdemeanor charges.
- Technical Violation – Probation violation that is technical in nature. Examples include- failure to report, contact with a victim, failure to participate in treatment, and absconding from probation (not limited to these).

Revocations are broken into three categories and are detailed below to help better understand the table.

- Full Revocation – A probationer has violated the terms of their current probation and will be serving their underlying sentence at a MDOC facility.
- Probation Revocation with Continuation – Probationer will be serving time for a probation violation in either a county jail or in a MDOC facility. Upon release, the probationer will continue probation.
- Probation Revocation with Termination – Probationer will serve time for their probation violation in a county jail or MDOC facility. Upon release, the person will not be on probation.

July 2025 Revocations by Type and Region		County Jail						MDOC Facility						Totals
		Male			Female			Male			Female			All Genders
Violation Type	Revocation Type	R 1	R 2	R 3	R 1	R 2	R 3	R 1	R 2	R 3	R 1	R 2	R 3	All Regions
Felony	Full Revocation	0	0	0	0	0	0	0	0	2	0	0	0	2
	Probation Revocation with Continuation	6	4	8	0	1	2	0	0	0	0	0	1	22
	Probation Revocation with Termination	0	2	1	0	2	0	1	5	5	2	0	0	18
Misdemeanor	Full Revocation	0	2	0	0	0	0	0	1	2	0	0	0	5
	Probation Revocation with Continuation	10	3	7	1	1	0	0	0	0	0	0	0	22
	Probation Revocation with Termination	1	3	2	0	0	0	0	2	0	0	0	1	9
Technical	Full Revocation	0	0	1	0	0	0	0	1	1	0	0	0	3
	Probation Revocation with Continuation	5	6	5	2	0	3	0	1	0	0	0	0	22
	Probation Revocation with Termination	2	1	0	0	1	0	1	1	3	0	0	0	9
Grand Total		24	21	24	3	5	5	2	11	13	2	0	2	112



Maine Department of Corrections
Correctional Programming Division
25 Tyson Drive
Augusta, ME 04330
Phone (207) 287-2711
Fax (207) 287-4370
<http://www.maine.gov/corrections>

Making our communities safer by reducing harm through supportive intervention, empowering change, and restoring lives is the mission of the Maine Department of Corrections.