

July 2024

MDOC Adult Data Report



MDOC Data Team

This document contains key adult correctional data points to assist management and staff in making evidence-based decisions.

Randall Liberty
Commissioner

Anthony Cantillo
Deputy Commissioner

Maine Department of Corrections
25 Tyson Drive
State House Station 111
Augusta Maine 04333-0111
207-287-2711

8/9/2024



Maine Department of Corrections July 2024 Data Reporting

Contents

1.0 Population & Demographics	3
1.1 Incarcerated Population	3
1.2 Behavioral Health Services	4
1.3 Administrative Control Unit Population	5
1.4 Restrictive Housing Population	6
2.0 Correctional Programming	9
2.1 Resident Classification Reviews	9
2.2 DOC Programming by Type	10
2.3 Programming Tablets	11
3.0 Classification	12
3.1 Average Monthly Gain, by Year, by Gender	12
3.2 Current Custody Ratings	12
3.3 Facility Transfers	13
4.0 Supervised Community Confinement Program (SCCP)	14
5.0 Prison Industries Report	15
6.0 Office of Victim Services	16
7.0 Adult Community Corrections	17
7.1 Adult Community Caseloads	17
7.2 Average Age and Race of Adult Probationers by Gender	18
7.3 Community Population Over Time	18
7.4 Community Investigations	19
7.5 Leading the Way	19
7.6 Probation Successful Completion:	19
7.7 Violations & Revocations	19



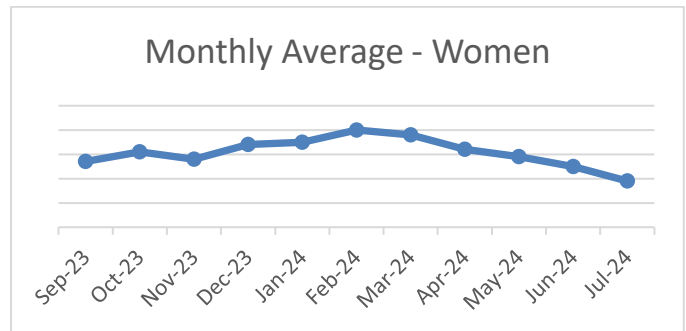
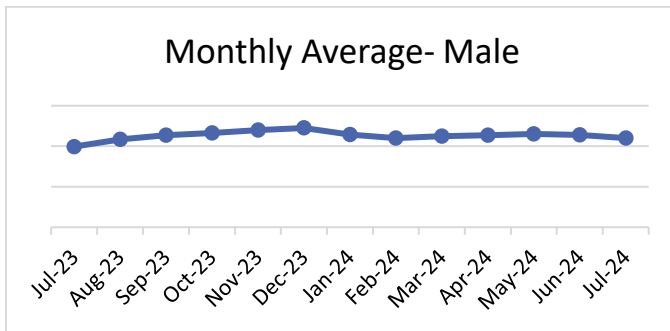
Maine Department of Corrections July 2024 Data Reporting

1.0 Population & Demographics

1.1 Incarcerated Population

2023-2024 average population, by month, by gender. Average Population YTD is based only on 2024 months.

Month-Year	Male	Female	Total
July 2023	1599	177	1776
August 2023	1617	180	1796
September 2023	1626	187	1813
October 2023	1633	191	1824
November 2023	1640	188	1828
December 2023	1645	194	1839
January 2024	1629	195	1824
February 2024	1620	200	1821
March 2024	1625	198	1824
April 2024	1627	192	1819
May 2024	1630	189	1819
June 2024	1628	185	1813
July 2024	1620	179	1799
Average Population YTD	1626	191	1817



Population Demographics

Average Age

	Male	Female
July 2024	42	39

Racial Breakdown by Gender

	Male	Female
Asian	0.50%	0.56%
Black or African American	11.91%	3.35%
Native American	3.04%	1.68%
Native Hawaiian	0.06%	0.56%
Two or More Races	1.24%	0.0%
Unknown	2.30%	0.56%
White	80.96%	93.30%
Totals	100%	100%



Maine Department of Corrections July 2024 Data Reporting

Current Population by Controlling Sentence

The table to the right shows the total population by controlling sentence. The “Null” category is a result of the correctional information system not being able to determine a controlling sentence. The “Attempt” category represents several offense types where the controlling offense was attempted but not successful. Controlling offense reflects all adult facility population on Aug. 5, 2024.

Controlling Sentence	Total	%	Controlling Sentence	Total	%
Null	17	1%	Manslaughter	71	4%
Animal Welfare	1	0%	Murder	224	13%
Arson	27	2%	Other	1	0%
Assault/Threaten	273	16%	OUI	19	1%
Attempt	18	1%	Property Damage	6	0%
Bail	15	1%	Public Admin	26	1%
Burglary	76	4%	Robbery	80	5%
Conspiracy	2	0%	Sex Offenses	237	14%
Drugs- Trafficking	428	24%	Solicitation	1	0%
Drugs- Possession	42	2%	Stalking/Terrorize	15	1%
Drugs- Other	10	1%	Theft	73	4%
Falsification	16	1%	Traffic Criminal	47	3%
Forgery	1	0%	Trespass	3	0%
Kidnapping	17	1%	Weapons	9	1%

1.2 Behavioral Health Services

Wellpath provided behavioral health services for July 2024:

- Substance use disorder assessments — 57
- Behavioral health intakes — 85
- Behavioral health sick calls answered — 450
- Adult facility residents on psych meds — 1,189
 - 146 females
 - 1043 males
- IMHU screenings — 3
- IMHU groups offered — 76
- Number of times IMHU residents attended groups — 201
- Average number of IMHU daily individual therapy sessions — 6

Intensive Mental Health Unit (IMHU) Average Population

MDOC recognizes the need to provide structured intensive mental health services in a specialized mental health housing unit to accommodate the needs of male prisoners experiencing serious mental health problems.

The table to the right shows the average daily population in the IMHU by month, while below shows annual ADP.

Month/Year	Average Pop
July 2023	23
August 2023	24
September 2023	26
October 2023	25
November 2023	27
December 2023	26
January 2024	27
February 2024	25
March 2024	24
April 2024	23
May 2024	24
June 2024	23
July 2024	25
Average Pop 2024	24

Year	2014	2015	2016	2017	2018	2019	2020	2021	2022	2023
ADP	22	21	22	26	26	27	23	27	26	26

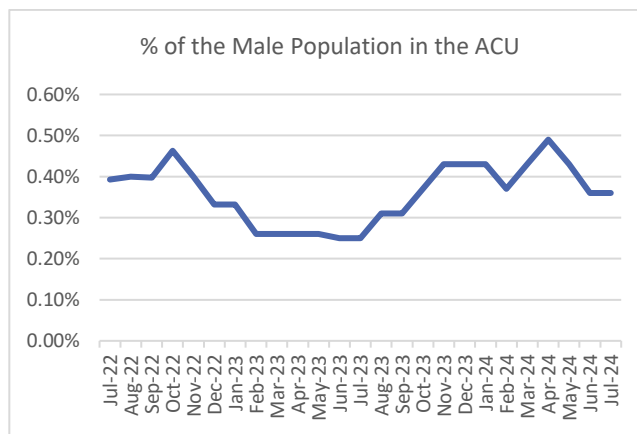


Maine Department of Corrections July 2024 Data Reporting

1.3 Administrative Control Unit Population

The Administrative Control Unit (ACU) is a housing unit at the Maine State Prison for residents in need of an extended period of intensive security and programming, when a return to a larger general population may pose an on-going or serious threat to the safety of others, risk of escape, or another repeated or serious threat to facility security. Residents in the ACU are afforded at least four (4) hours of time out of cell, per day, and are afforded access to programs, services, and communications comparable to general population housing areas.

The percent of the adult male population that was housed in the Administrative Control Unit (ACU) during the month of July 2024 was 0.37% (6 residents). The percent of the adult male population in ACU over the past two years is shown in the graph below.



The below tables show the demographics of residents in the Administrative Control Unit during the month of July 2024.

Race	Males	
Asian	0	0.00%
Black or African American	0	0.00%
Native American	0	0.00%
'Native Hawaiian or Pacific Islander	0	0.00%
Two or More Races	0	0.00%
Unknown	0	0.00%
White	6	100%

Age Groups	Males	
20's	1	16.67%
30's	4	66.67%
40's	0	0.00%
50's	1	16.67%
60's	0	0.00%
70's	0	0.00%



Maine Department of Corrections July 2024 Data Reporting

1.4 Restrictive Housing Population

Restrictive housing at MDOC is defined as housing that separates a resident from the general population and restricts the resident to his or her cell twenty-two (22) hours or more per day for the safe and secure operation of the facility.

Administrative status is the MDOC’s designation used when placing a resident in restrictive housing. Administrative status is the placement of a resident in a cell in a restrictive housing unit separated from the general population or in another housing unit only for as long as necessary as a result of a determination that there is a direct threat to the safety of persons or a clear threat to the safe and secure operation of the facility if the prisoner is on a less restrictive status.

The number of stays below and to the left are the number of times any resident spent any amount of time on the status during the month of July 2024. The number of unique residents below and to the right, are the number of residents that spent any amount of time on the status during the month of July 2024.

Number of Stays for Each Status	Male	Female
Administrative Status	37	0
Disciplinary Segregation	5	0

Number of Unique Residents for Each Status	Male	Female
Administrative Status	35	0
Disciplinary Segregation	5	0

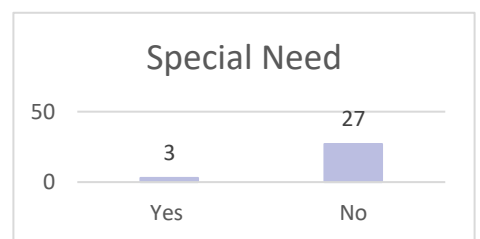
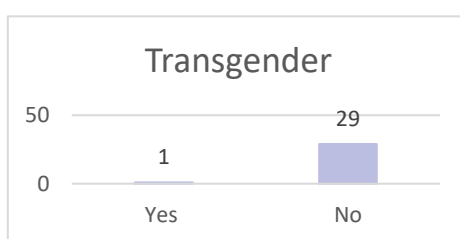
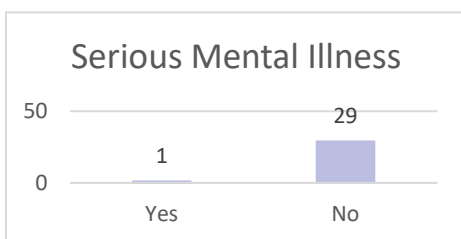
The below tables show the demographics of residents on a restrictive housing status during the month of July 2024.

Race	Male		Female	
Asian	0	0.0%	0	0.0%
Black or African American	13	33.33%	0	0.0%
Native American	0	0.0%	0	0.0%
Nat. Hawaiian or Pac. Islander	0	0.0%	0	0.0%
Two or More Races	1	2.56%	0	0.0%
Unknown	2	5.13%	0	0.0%
White	23	58.97%	0	0.0%

Age Groups	Male		Female	
20's	12	30.77%	0	0.0%
30's	14	35.90%	0	0.0%
40's	10	25.64%	0	0.0%
50's	1	2.56%	0	0.0%
60's	2	5.13%	0	0.0%
70's	0	0.0%	0	0.0%
80's	0	0.0%	0	0.0%

An administrative status placement is an option of last resort, to be used only when a less restrictive alternative has not been or would not be effective to resolve the threat posed. This is especially important if a client has any medical or mental health condition that might contraindicate the placement.

In July, there was one resident with a severe mental illness and one who identified as transgender at time of Administrative Status placement. Three residents had a special need. “Special need” refers to residents with higher psychiatric acuity who need consistent/regular and frequent engagement with the mental health and psychiatric teams.





Maine Department of Corrections July 2024 Data Reporting

For residents placed on Administrative Status during the month of July 2024, the following table lists the reasons for the Administrative Status placement.

Reason for Placement	# of Residents	Reason for Placement	# of Residents
Contraband	7	Drug Test	2
Refusing Staff Orders	7	Assault	1
Fear for Own Safety	4	Disorderly Behavior	1
Threatening Others	4	PREA	1
Physical Altercation	3	Safety Concern	1

Average Daily Population on a Restrictive Housing Status by Type

The below tables show the average daily population of residents on a restrictive housing status, as well as the ADP on those statuses as a percent of the total population for the month of July 2024.

Male	
Restrictive Housing Type	ADP on Status
Administrative Status	4.29
Disciplinary Segregation	3.22
Daily Average of Males on RH Status	7.51
% of Male Population on RH Status	0.46%

Female	
Restrictive Housing Type	ADP on Status
Administrative Status	0.00
Disciplinary Segregation	0.00
Daily Average of Females on RH Status	0.00
% of Female Population on RH Status	0.00%

Average Daily Population on a Restrictive Housing Status by Type and Facility

Gender	Facility	Average Daily Population on Administrative Status in July 2024
Females	MCC	0.00
	Daily Average of Females on Administrative Status	0.00
	% of Female Population on Administrative Status	0.00%
Males	MSP	3.97
	MCC	0.19
	MVCF	0.13
	Daily Average of Males on Administrative Status	4.29
	% of Male Population on Administrative Status	0.27%
All Residents Daily Average on Administrative Status		4.29
% of Total Population on Administrative Status		0.24%

Gender	Facility	Average Daily Population on Disciplinary Segregation Status in July 2024
Females	MCC	0.00
	Daily Average of Females on Disciplinary Segregation	0.00
	% of Female Population on Disciplinary Segregation	0.00%
Males	MSP	1.71
	MCC	1.52
	MCVCF	0.00
	Daily Average of Males on Disciplinary Segregation	3.23
	% of Male Population on Disciplinary Segregation	0.20%
All Residents Daily Average on Disciplinary Segregation		3.23
% of Total Population on Disciplinary Segregation		0.18%

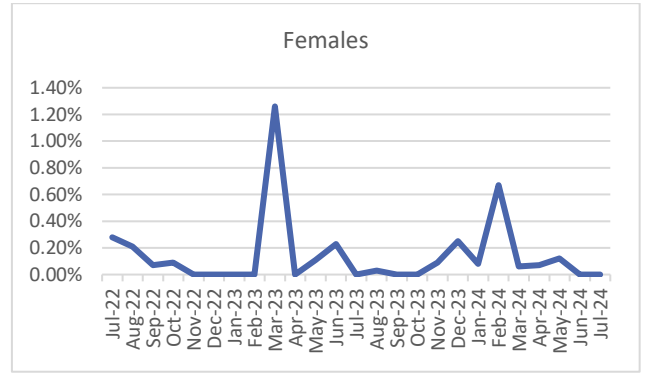
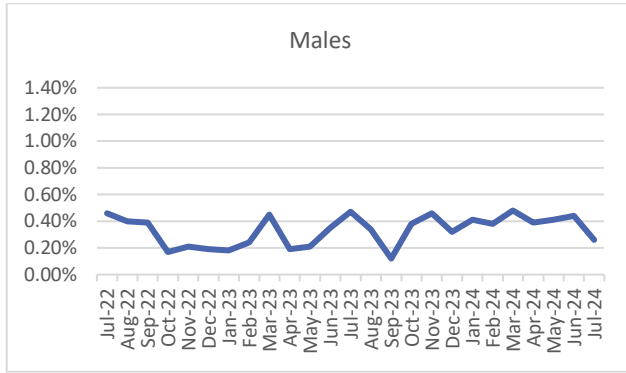


Maine Department of Corrections July 2024 Data Reporting

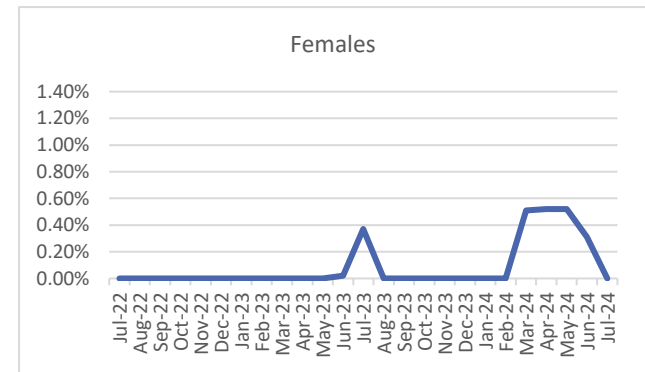
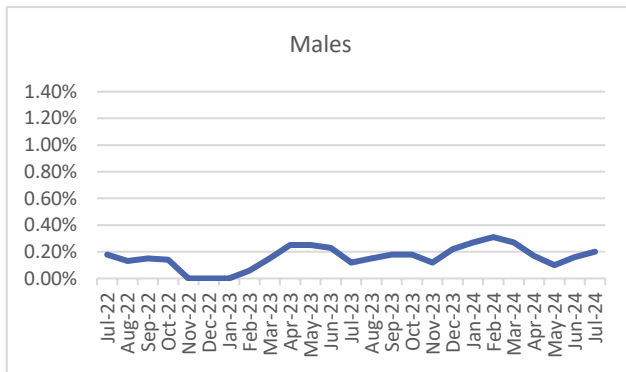
Average Daily Population on a Restrictive Housing Status as a Percent of the Population

The below graphs show the average daily population as a percent of the population for each type of Restrictive Housing status.

Percent of the Population on Administrative Status



Percent of the Population on Disciplinary Segregation



Average Length of Completed Stay on a Restrictive Housing Status

The tables below show the average number of days residents spent on each status. The data includes all residents whose status ended during each month.

Males	Admin	Disc
Jul-23	2.63	132.00
Aug-23	3.75	8.50
Sept-23	1.36	None Completed
Oct-23	3.17	60.50
Nov-23	2.20	98.00
Dec-23	4.00	None Completed
Jan-24	5.26	25.75
Feb-24	5.19	None Completed
Mar-24	3.53	66.25
Apr-24	5.73	19.5
May-24	4.27	89.00
Jun-24	2.21	21.00
Jul-24	4.79	18.67

Females	Admin	Disc
Jul-23	None Completed	20.00
Aug-23	1.00	None Completed
Sept-23	None Completed	None Completed
Oct-23	None Completed	None Completed
Nov-23	0.67	None Completed
Dec-23	1.14	None Completed
Jan-24	1.50	None Completed
Feb-24	5.00	None Completed
Mar-24	2.5	5.00
Apr-24	1.0	None Completed
May-24	6.00	None Completed
Jun-24	None Completed	102
Jul-24	None Completed	None Completed



2.0 Correctional Programming

2.1 Resident Classification Reviews

Client classification is a correctional process by which each resident is rated per his/her institutional risk and is used to determine an appropriate housing unit. There are four classifications for MDOC residents, including: Close, Medium, Minimum, and Community. An Initial Classification is performed upon admission to a correctional facility after completion of intake assessments. After the initial classification, residents with more than 5 years must be reviewed annually. Residents with 5 years or less remaining, or who are transgender, or intersex must be reviewed every 6 months. Case Managers and Unit Teams combined are responsible for keeping classifications up to date.

Classification reviews by facility can be found below (as of August 5, 2024).

Classification Review Status	BCF	DCF	MCC-F	MCC-M	MSP	MVCF	Total
Ok	149	30	121	190	550	204	1244
Coming Due	38	13	36	50	154	72	363
Coming Due- Pending Classification	0	0	1	0	1	0	2
Overdue- Pending Classification	1	0	1	0	10	0	12
Overdue	9	2	11	27	15	6	70
Grand Total	197	45	170	267	730	282	1691

Case Managers (CM) and Case Plans (CP) The table refers to the status of resident case plans, as well as the percentage of resident reentry case plan notes entered that are required per MDOC policy (July 2024 data).

	BCF	DCF	MCC-F	MCC-M	MSP	MVCF	All Facility Average
Case Plan OK	89%	91%	88%	92%	96%	92%	91%
Old CP Review	8%	6%	9%	2%	3%	6%	6%
Old CM	3%	3%	3%	4%	1%	2%	3%
Reentry %	100%	100%	82%	98%	94%	100%	96%

MaineCare & Projected Resident Releases- Through a collaboration with Department of Health and Human Services MaineCare Division, Case Managers can assist residents in ensuring MaineCare is in place at discharge for all who qualify.

Below are July 2024 releases with MaineCare status at discharge:

- **77** resident releases with full MaineCare in place
- **1** out of state releases
- **1** applied but no outcome available at time of discharge



Maine Department of Corrections July 2024 Data Reporting

2.2 DOC Programming by Type Active and waitlisted numbers are non-duplicated in each treatment or programming area, as of August 6, 2024.

Substance Use Disorder Treatment “Tier 2” outpatient level treatment services:

		Active	Waitlisted
Tier 2	Female	23	46
	Male	140	349

Substance Use Disorder Treatment “Tier 1” residential level treatment services:

		Active	Waitlisted
Tier 1	Female	0	9
	Male	18	24

Medications for Substance Use Disorder (MSUD) treatment services:

		Active	Waitlisted
MSUD	Female	113	2
	Male	764	14

Education Programming, excluding college degree programs:

		Active	Waitlisted
Education Programs	Female	20	5
	Male	163	76

College, and College Degree Programs:

		Active	Waitlisted
College	Female	39	1
	Male	115	29

Vocational Programming:

		Active	Waitlisted
Vocational Programs	Female	17	15
	Male	303	229

Other Programming:

Program Name	Active		Waitlisted	
	F	M	F	M
Anger Management	0	2	1	44
Building Resiliency	0	0	1	0
CBI-IPV	0	25	1	115
Challenge Program- Orientation	0	2	0	1
Grief And Loss	0	0	1	0
Healthy Relationships	3	0	4	0
Houses Of Healing	0	4	0	13
Hustle 2.0	0	11	0	3
Inside-Out Dads	0	3	0	53
Long Distance Dads	0	0	0	18
MBH - Parenting Inside Out	8	0	3	1
MPRN	0	0	0	2
New Freedom	2	15	1	18
Nonviolent Communication	0	1	0	53
NVC Foundations	0	0	0	3
Planning Your Release	0	2	0	29
Prison Fellowship Academy	0	21	0	4
Problem Sexual Behavior Tx Building a Balanced Life	1	10	4	53
Psychology Of Incarceration	0	0	0	23
R&R2	0	0	0	18
Recovery Coach Academy	1	0	0	6
Recovery Coach Ethics Training	0	1	0	8
Recovery Peer Support- Coach	17	40	0	15
Recovery Peer Support- Participant	12	35	0	9
Resident Advisory Council	0	16	0	1
Restorative Justice	0	0	0	2
Restorative Justice - Be Heard	1	0	2	3
SAFE	0	3	2	32
The Impact of Crime	0	3	1	31
Thinking for a Change	0	1	4	154
Grand Total	45	195	25	712



Maine Department of Corrections July 2024 Data Reporting

2.3 Programming Tablets

There are over 800 programming and entertainment tablets available to residents at specific levels in the following facilities: Maine State Prison, Maine Correctional Center, and Mountain View Correctional Facility. They are corrections grade and operate on a closed, managed network that allows residents access to thousands of hours of free academic, vocational, life skills, and therapeutic programming designed for all learning levels.

“Productive Hours” is the total amount of time residents spent in active programming and “Total Hours” includes “Productive Hours” plus entertainment hours used. Residents earn entertainment time for active programming time.

July 2024 Tablet Data Points

Unique Active Residents	976
Total Productive Hours	22,463
Total Entertainment Hours	19,707
Total Hours	42,170
Average Hours per Resident	43.21
% of Total Hours that were Productive	53.27%

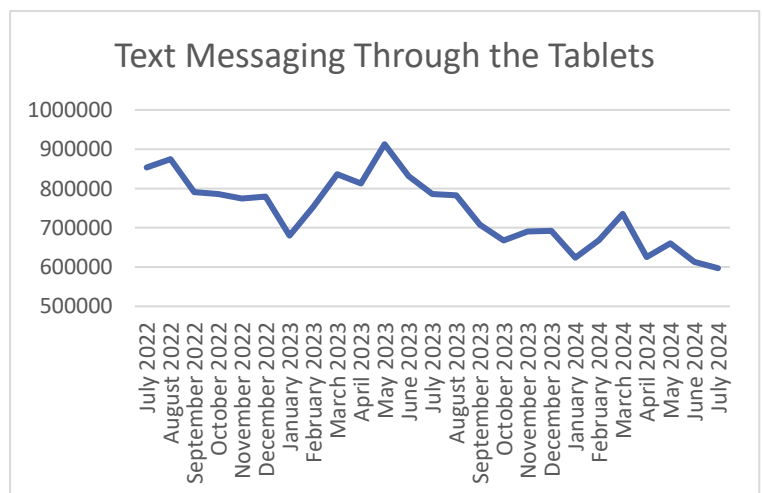
	Unique Residents	Productive Hours	Entertainment Hours	Total Hours	Avg. Hours per Resident	% of Hours that were Productive
MCC	204	11,600	10,140	21,740	106.57	53.36%
MSP	673	9,876	8,867	18,743	27.85	52.69%
MVCF	99	987	700	1,687	17.04	58.51%

Department Wide Course Completions in July by Type

Spirituality	1,293	Legal	76
Adult Basic Edu	661	College	49
Inspiration	569	Making Changes	31
Job Skills	558	Reading	27
Career Exploration	447	Reentry	22
Health	244	Finance	13
Recovery	221	Science Discovery	4
Job Search	127	ESL	1

Text Messaging through Tablets

The tablets also offer residents the ability to communicate with family and other supports via text messaging. The graph below shows the number of messages sent per month from all MDOC adult facilities.





Maine Department of Corrections July 2024 Data Reporting

3.0 Classification

3.1 Average Monthly Gain, by Year, by Gender

This chart shows the average gain/loss of adult facility residents, by gender and calendar year. 2024 includes current year's months to date.

Year	Average Monthly Gain		
	Males	Females	All
2015	0.83	4.08	4.92
2016	5.33	2.25	7.25
2017	1.25	0.42	1.67
2018	-6.17	2.00	-4.08
2019	-13.75	-1.00	-14.75
2020	-28.42	-1.08	-29.5
2021	-7.58	1.25	-6.25
2022	8.58	5.42	14.00
2023	15.75	5.17	20.92
2015-2023	-2.54	2.06	-0.46
2024	3.14	-0.57	2.57

Admissions & Releases by Facility

July 2024	BCF	DCF	MCC-M	MCC-F	MSP	MVCF	Totals
Admissions for New Charges	N/A	N/A	47	4	2	N/A	53
Admissions for Probation Violations	N/A	N/A	24	1	0	N/A	25
Releases to Probation	7	0	10	7	7	5	36
Straight Releases	5	3	8	6	13	11	46

3.2 Current Custody Ratings

Custody Rating Overtime - 2023 & 2024

		Jul-23	Aug-23	Sep-23	Oct-23	Nov-23	Dec-23	Jan-24	Feb-24	Mar-24	Apr-24	May-24	Jun-24	Jul-24
Male	Close	7%	7%	7%	7%	7%	8%	8%	8%	7%	7%	7%	7%	7%
	Medium	48%	48%	48%	48%	49%	49%	48%	48%	48%	48%	46%	47%	48%
	Minimum	24%	24%	23%	23%	23%	23%	23%	24%	24%	24%	25%	24%	23%
	Community	17%	16%	17%	17%	17%	16%	17%	17%	17%	17%	17%	17%	18%
	Unclassified	4%	5%	5%	5%	4%	4%	4%	4%	4%	4%	4%	5%	4%
	Grand Total	100%	100%	100%	100%	100%	100%	100%	100%	100%	100%	100%	100%	100%

Female	Close	2%	1%	1%	1%	1%	1%	1%	2%	2%	2%	2%	1%	2%
	Medium	35%	34%	34%	35%	33%	33%	36%	38%	37%	38%	37%	40%	39%
	Minimum	27%	28%	29%	32%	31%	32%	35%	36%	32%	26%	22%	23%	23%
	Community	33%	31%	31%	30%	29%	27%	26%	23%	26%	31%	33%	32%	32%
	Unclassified	5%	6%	6%	2%	6%	7%	2%	1%	2%	3%	6%	3%	5%
	Grand Total	100%	100%	100%	100%	100%	100%	100%	100%	100%	100%	100%	100%	100%



Maine Department of Corrections July 2024 Data Reporting

3.3 Facility Transfers

Number of Transfers between Facilities

Transfer from:	Transfer to:	23-Jun	23-Jul	23-Aug	23-Sep	23-Oct	23-Nov	23-Dec	24-Jan	24-Feb	24-Mar	24-Apr	24-May	24-Jun	24-Jul
BCF	DCF	1	0	0	1	0	0	0	3	0	0	0	1	0	0
	MCC	0	0	0	0	0	0	0	0	1	0	0	0	0	0
	MSP	4	3	5	1	3	1	3	3	13	9	3	3	3	2
	MVCF	1	1	1	1	0	1	0	1	2	0	1	0	1	0
DCF	BCF	0	0	0	0	0	0	0	0	0	0	0	0	0	0
	MCC	0	0	0	0	0	0	0	0	0	0	0	0	0	0
	MSP	0	1	0	0	0	0	0	0	0	0	0	0	0	0
	MVCF	0	0	0	3	2	2	0	0	0	3	2	0	1	0
MCC	BCF	4	15	9	2	5	5	13	15	14	7	2	4	19	6
	DCF	0	0	1	0	0	0	0	2	0	4	0	0	0	4
	MSP	40	38	54	28	40	35	37	21	34	38	36	20	26	33
	MVCF	16	19	23	28	14	18	8	24	4	13	14	19	12	17
MSP	BCF	8	7	11	13	11	12	5	6	17	10	7	12	4	9
	DCF	0	0	4	0	0	0	0	0	0	3	6	0	0	0
	MCC	1	2	2	2	3	1	2	4	3	2	1	0	0	1
	MVCF	8	12	14	7	11	2	9	10	10	18	11	11	3	5
MVCF	BCF	0	1	1	0	1	1	0	0	2	0	3	1	1	1
	DCF	7	2	1	0	0	0	2	4	0	3	2	0	0	3
	MCC	0	1	1	0	0	1	1	0	0	0	1	1	1	0
	MSP	3	3	5	2	2	1	6	1	2	6	6	5	5	0
Grand Total		93	105	132	88	92	80	86	94	102	116	95	77	76	81



Maine Department of Corrections July 2024 Data Reporting

4.0 Supervised Community Confinement Program (SCCP)

The purpose of the Supervised Community Confinement Program is to provide a means of successful reentry of facility residents into the community. Residents transferred to supervised community confinement are still considered facility residents while in the program. The place of confinement is in the community, rather than in a correctional facility. Participation in this program is a privilege that may be afforded to residents who meet the established criteria.

Current Participant Data as of 8/01/2024

Current Participants by Facility

Male	BCF	18
	DCF	7
	MCC	1
	MSP	0
	MVCF	26
Female	SMWRC	20
Total		72

Current Participants Race & Gender Demographics

Race	SCCP Participants		MDOC Population	
	M	F	M	F
Asian	0.0%	0.0%	0.5%	0.6%
Black or African American	9.6%	0.0%	11.8%	3.4%
Native American	3.8%	10.5%	3.2%	1.7%
Native Hawaiian	0.0%	0.0%	0.1%	0.6%
Two or More Races	3.8%	0.0%	1.2%	0.0%
Unknown	0.0%	0.0%	2.3%	0.6%
White	82.7%	89.5%	80.9%	93.1%
Total	100%	100%	100%	100%

Current Participants by Region

Region 1	11
Region 2	22
Region 3	39
Total	72

		Jan	Feb	Mar	Apr	May	Jun	Jul	Aug	Sept	Oct	Nov	Dec	YTD 2024
Male	SCCP Placements	13	10	14	9	9	3	7	-	-	-	-	-	65
	SCCP Completions	8	7	12	7	9	6	12	-	-	-	-	-	61
	Violations (return to custody)	2	3	0	3	1	1	1	-	-	-	-	-	11
Female	SCCP Placements	3	8	4	5	0	2	2	-	-	-	-	-	24
	SCCP Completions	2	4	0	5	2	2	1	-	-	-	-	-	16
	Violations (return to custody)	1	0	1	1	1	1	1	-	-	-	-	-	6
All	SCCP Placements	16	18	18	14	9	5	9	-	-	-	-	-	89
	SCCP Completions	10	11	12	12	11	8	14	-	-	-	-	-	78
	Violations (return to custody)	3	3	1	4	2	2	2	-	-	-	-	-	17

SCCP applicants and participants may appeal the decision to deny their transfer to SCCP or the decision to remove them from the program. The decisions made after the review of each appeal are included in the table below.

Response to Appeal	Appeal of SCCP Transfer Denial		Appeal of Removal from SCCP	
	July 2024	2024 YTD	July 2024	2024 YTD
Decision Upheld	5	18	0	0
Decision Reversed	0	0	0	0
Decision Modified	0	0	0	0
Remanded for Further Review	1	1	0	0
Total Decisions after Appeal	6	19	0	0



Maine Department of Corrections July 2024 Data Reporting

5.0 Prison Industries Report

Prison Industries exist at all adult facilities and provides vocational skill training and work opportunities for residents. The wage earned goes towards room and board, paying fines and restitution, and for resident expense and savings accounts.

The chart breaks down each job by facility location, number of employees, and total of numbers worked during a given month's pay period. Depending on when paydays fall, one month can show an extra pay week. The "MSP/MCC Women" Facility designation means women at MCC who were working on a project under MSP's Industries.

Resident Jobs by Facility and Wages Earned

Facility	Job Designation	March		April		May		June		July	
		# of Emp.	Total Hrs.	# of Emp.	Total Hrs.	# of Emp.	Total Hrs.	# of Emp.	Total Hrs.	# of Emp.	Total Hrs.
BCF	Showroom	3	3,488.0	2	2,702.0	5	5,346.00	5	5,646.0	5	4,594.00
BCF	Plateshop	8	6,404.8	8	6,374.5	9	5,643.00	7	6,341.5	7	5,236.00
MSP	Upholstery PIE Program	2	255.1	-	-	-	-	-	-	-	-
MSP	Upholstery	7	1,478.8	7	2,356.7	7	2,090.14	7	1,708.1	6	1,690.50
MSP	Woodshop	71	17,375.7	68	20,835.1	68	19,794.31	67	21,190.5	73	19,626.37
MSP	Machine Shop	5	2,776.7	5	3,116.1	5	3,018.63	5	2,958.1	5	2,833.87
MSP	Finishing Shop	10	2,409.6	15	3,783.1	12	3,593.17	13	3,983.1	13	3,677.83
MSP	Card Design/ Drawing	-	-	1	40.00	-	-	-	-	-	-
MSP	Fly Tying	-	-	-	-	-	-	-	-	-	-
MSP/MCC	MCC Women	3	183.00	2	103.0	2	144.00	1	75.00	2	282.70
MCC	Garments				-	-	-	-	-	-	-
MCC	Upholstery	5	1,206.50	5	1,503.00	5	1,232.50	4	1,234.00	4	1,033.75
MCC	Stitching & Embroidery	12	685.00	11	554.00	13	870.50	15	1,508.75	9	1,327.50
MCC	Print Shop	4	646.75	7	822.00	13	1,551.50	6	1,662.50	13	1,066.50
MVCF	Pine Grove	1	142.00	1	149.50	1	31.50	-	-	-	-
MVCF	Sawmill	8	873.50	7	898.00	10	1,151.00	11	1,344.00	12	1,256.90
MVCF	Tug Toys	-	-	-	-	-	-	-	-	-	-
MVCF	Woodshop	-	-	-	-	10.00	1,921.24	9	2,231.50	13	2,567.90
Grand totals		139.00	37,925.32	139.00	43,236.90	160.00	46,387.49	150.00	49,883.00	162.00	45,193.82

Total Wages Paid Out by Month

The chart below shows, by month, the total wages paid to all resident Industries employees for the hours worked (correlating hours reflected in the chart above).

	Mar-24	Apr-24	May-24	Jun-24	Jul-24
MSP/BCF	\$34,371.57	\$39,310.40	\$39,629.25	\$41,902.25	\$37,941.27
MCC/SMWRC	\$2,538.25	\$2,879.00	\$3,654.50	\$4,405.25	\$3,427.75
MVCF	\$2,738.25	\$2,999.75	\$7,348.14	\$8,265.80	\$8,790.00
Grand Total	\$39,648.07	\$45,189.15	\$50,631.89	\$54,573.30	\$50,159.02



6.0 Office of Victim Services

July 2024 Highlights

Victim Notification:

MDOC, Office of Victim Services (OVS) registers victims of crime for notification of adult or juvenile resident release and enforce such requests as outlined in Statute.

- Number notification requests assisted by the MDOC OVS: 8
- Total new victims registered for notification in July 2024: 20

Safety Planning:

OVS advocates track information pertaining to releases of persons with problem sexual behavior or domestic violence history into the community. The victim advocate(s) provides support services, referrals, resources, and safety planning to crime victims prior to a registered person with problem sexual behavior or domestic violence history being released from an MDOC facility.

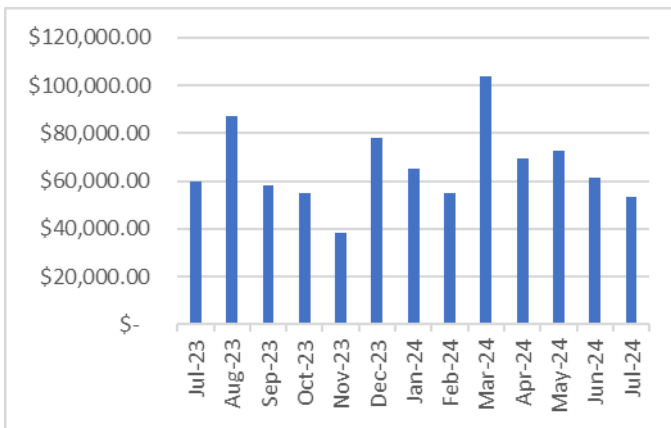
Victim’s wrap around meetings, or “victim safety planning meetings”, are offered to all victims, and/or victim’s parents/guardians if the victim is a minor, in preparation for the resident’s release.

- Safety Planning meetings for July 2024: 0

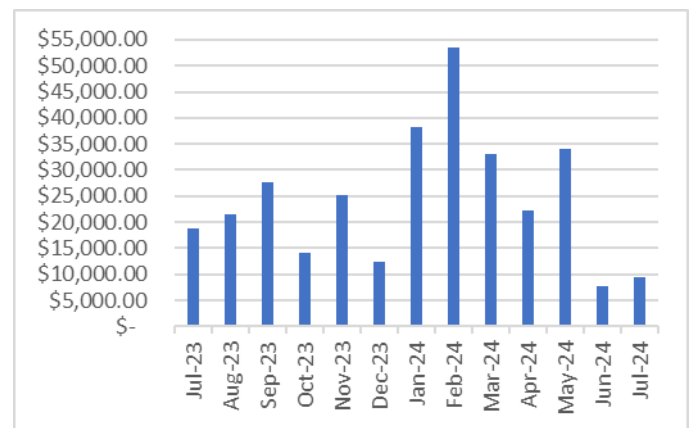
Restitution:

- Collected: \$53,431.25
- Disbursed to victims: \$77,031.40
- Cases researched: 69
- Victim contacts involved: 82
- Amount only disbursed due to research of OVS: \$9,427.92

RESTITUTION COLLECTION



MONIES DISBURSED DUE TO ADVOCATE RESEARCH





Maine Department of Corrections July 2024 Data Reporting

7.0 Adult Community Corrections

7.1 Adult Community Caseloads

Adult Community statistics are as of **July 31, 2024**.

“Active” clients are any probationer on community supervision that requires direct contact on a regular basis. “Passive” clients require less contact on a regular basis. Clients on a passive status can be placed on active status at any time.

Client Status		Reg I	Reg II	Reg III	Grand Total
Active	Probation	871	1356	1205	3432
	Parole	2	5	2	9
	SCCP	10	21	40	71
	Interstate Compact In	65	84	82	231
	Pending Violation	91	170	169	430
	Pending Violation - Incarcerated	118	158	150	426
Passive	County Jail	19	21	33	73
	Partial Revocation - County Jail	13	14	9	36
	Interstate Active Detainer	4	1	0	5
	Interstate Compact Out	105	36	39	180
	Warrant Absconded	223	349	369	941
Grand Total		1521	2215	2098	5834

Adult Community Caseload Clients by Status & Race

Client Status	Asian		Black or African American		Native American		Native Hawaiian or Pacific Islander		Two or More Races		Unknown		White		Grand Total	
	M	F	M	F	M	F	M	F	M	F	M	F	M	F		
Active	Probation	11	1	175	16	42	19	9	2	36	4	68	13	2459	577	3432
	Parole	0	0	0	0	0	0	0	0	0	0	0	0	9	0	9
	SCCP	0	0	5	0	2	2	0	0	2	0	0	0	44	16	71
	Interstate Compact In	1	0	20	0	2	0	1	0	2	0	5	2	158	40	231
	Pending Violation	0	0	21	0	11	3	1	1	3	0	5	2	295	88	430
	Pending Violation - Incarcerated	2	0	35	2	7	1	0	0	8	1	3	2	307	58	426
Passive	County Jail	0	0	2	1	2	0	0	0	1	0	3	0	50	14	73
	Interstate Active Detainer	0	0	1	0	0	0	0	0	0	0	0	0	4	0	5
	Interstate Compact Out	1	1	26	4	1	0	0	0	4	1	8	1	110	23	180
	Partial Revocation - County Jail	0	0	2	0	1	0	0	0	1	0	2	1	24	5	36
	Warrant Absconded	3	1	93	7	21	2	1	0	8	1	52	11	601	140	941
Grand Total		18	3	380	30	89	27	12	3	65	7	146	32	4061	961	5834



Maine Department of Corrections July 2024 Data Reporting

7.2 Average Age and Race of Adult Probationers by Gender

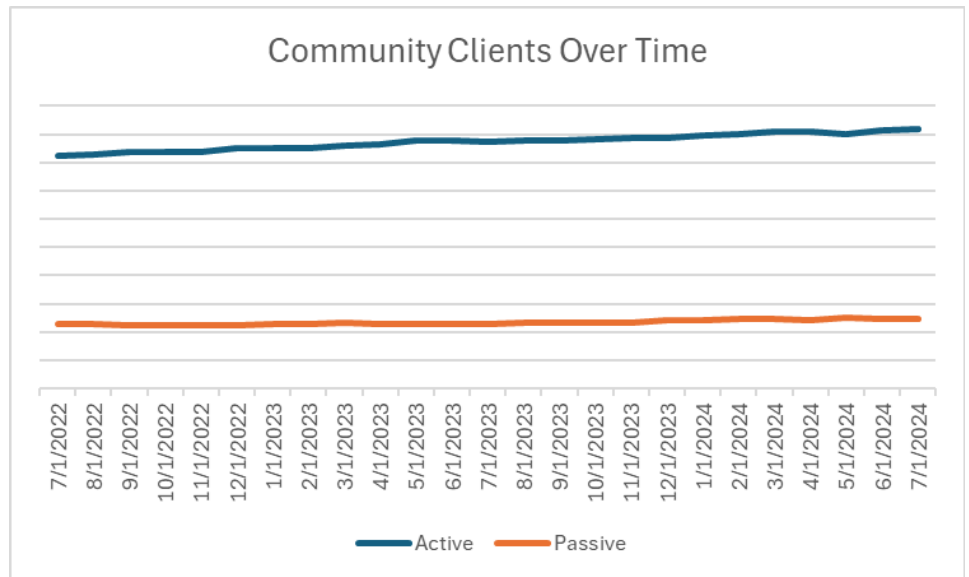
Adult Community statistics are as of July 31, 2024.

	Male	Female
Average Age	40	40

Race	Male		Female	
	Count	Percentage	Count	Percentage
Asian	18	0%	3	0%
Black or African American	380	8%	30	3%
Native American	89	2%	27	3%
Native Hawaiian or Pac. Islander	12	0%	3	0%
Two or More Races	65	1%	7	1%
Unknown	146	3%	32	3%
White	4061	85%	961	90%
Grand Total	4771	100%	1063	100%

7.3 Community Population Over Time

	Active	Passive
July 2022	4121	1142
August 2022	4145	1139
September 2022	4180	1129
October 2022	4188	1117
November 2022	4197	1114
December 2022	4258	1118
January 2023	4250	1134
February 2023	4253	1150
March 2023	4298	1158
April 2023	4321	1141
May 2023	4401	1137
June 2023	4385	1149
July 2023	4362	1144
August 2023	4383	1153
September 2023	4393	1154
October 2023	4411	1157
November 2023	4433	1167
December 2023	4430	1203
January 2024	4479	1208
February 2024	4501	1231
March 2024	4543	1235
April 2024	4550	1212
May 2024	4502	1257
June 2024	4581	1233
July 2024	4594	1238





Maine Department of Corrections July 2024 Data Reporting

7.4 Community Investigations

Completed in 2024	Reg I		Reg II		Reg III		Jul 2024	Total 2024
	Jul	2024	Jul	2024	Jul	2024		
Furlough Investigation	0	2	1	4	2	6		12
Pardon	0	0	0	2	0	2		4
Pre-Sentence Investigation	1	4	0	1	0	1		6
SCCP	5	32	3	48	8	74		154
Interstate Compact Investigations							20	139

7.5 Leading the Way

“Leading the Way” is a Transitional Living Program in Bangor which currently has 14 beds. The community-based transitional residential program provides a safe, structured, living residence designed around engagement with needed supports and services, including behavioral health, independent living skills, and other targeted intervention services to help individuals rebuild after justice involvement.

	On Probation	On SCCP	Total
Census 7/31/2024	8	3	11

	Beginning Census	Admissions	Discharges	Violations	End of Month Census
July 2023	11	1	1	1	10
August 2023	10	2	1	1	10
September 2023	10	1	3	1	7
October 2023	7	4	1	0	10
November 2023	10	4	1	1	12
December 2023	12	2	5	2	7
January 2024	7	2	0	0	9
February 2024	9	4	1	2	10
March 2024	10	4	4	0	10
April 2024	10	3	5	0	8
May 2024	8	2	1	0	9
June 2024	9	4	2	1	10
July 2024	10	4	1	2	11

7.6 Probation Successful Completions:

Completion of probation is considered successful when a client is transferred from probation to society because their probation has terminated due to completion of the sentence. Should a client have a full revocation, or a partial revocation with termination, then their probation ends unsuccessfully.

Probation Terminations July 2024	Total	% Of Total
Successful Completions	150	78%
Full or Partial Revocations with Termination	42	22%
Total Discharges from Probation	192	100%



Maine Department of Corrections July 2024 Data Reporting

7.7 Violations & Revocations

Violations are broken up into three categories and are detailed below to help better understand the table.

- Felony – Probation Violation based on new criminal conduct that is a felony charge.
- Misdemeanor – Probation Violation based on new misdemeanor charges.
- Technical Violation – Probation violation that is technical in nature. Examples include- failure to report, contact with a victim, failure to participate in treatment, and absconding from probation (not limited to these).

Revocations are broken up into three categories and are detailed below to help better understand the table.

- Full Revocation – A probationer has violated the terms of their current probation and will be serving their underlying sentence at a MDOC facility.
- Probation Revocation with Continuation – Probationer will be serving time for a probation violation in either a county jail or in a MDOC facility. Upon release, the probationer will continue probation.
- Probation Revocation with Termination – Probationer will serve time for their probation violation in a county jail or MDOC facility. Upon release, the person will not be on probation.

July 2024 Revocations by Type and Region		County Jail						MDOC Facility						Totals
		Male			Female			Male			Female			All Genders
Violation Type	Revocation Type	R 1	R 2	R 3	R 1	R 2	R 3	R 1	R 2	R 3	R 1	R 2	R 3	All Regions
Felony	Full Revocation	1	0	2	0	0	0	0	3	3	0	1	0	10
	Probation Revocation with Continuation	3	3	2	0	0	2	1	1	1	0	0	0	13
	Probation Revocation with Termination	1	2	3	1	0	1	2	3	3	0	0	0	16
Misdemeanor	Full Revocation	0	0	0	0	0	0	1	0	0	0	0	0	1
	Probation Revocation with Continuation	6	3	3	1	1	3	0	0	0	0	0	0	17
	Probation Revocation with Termination	3	2	0	0	0	0	0	0	1	0	0	0	6
Technical	Full Revocation	0	0	0	0	0	0	1	0	0	0	0	0	1
	Probation Revocation with Continuation	5	3	7	0	0	2	0	0	1	0	0	0	18
	Probation Revocation with Termination	4	0	0	0	0	0	1	2	1	0	0	0	8
Grand Total		23	13	17	2	1	8	6	9	10	0	1	0	90



Maine Department of Corrections
Correctional Programming Division
25 Tyson Drive
Augusta, ME 04330
Phone (207) 287-2711
Fax (207) 287-4370
<http://www.maine.gov/corrections>

Making our communities safer by reducing harm through supportive intervention, empowering change, and restoring lives is the mission of the Maine Department of Corrections.