

# January 2024

# MDOC Adult Data Report



## MDOC Data Team

This document contains key adult correctional data points to assist management and staff in making evidence-based decisions.

Randall Liberty  
Commissioner

Anthony Cantillo  
Deputy Commissioner

Maine Department of Corrections  
25 Tyson Drive  
State House Station 111  
Augusta Maine 04333-0111  
207-287-2711

2/9/2024



# Maine Department of Corrections January 2024 Data Reporting

---

## Contents

1.0 Population & Demographics .....	3
1.1 Incarcerated Population .....	3
1.2 Behavioral Health Services .....	4
1.3 Administrative Control Unit Population .....	5
1.4 Restrictive Housing Population .....	6
2.0 Correctional Programming .....	9
2.1 Resident Classification Reviews .....	9
2.2 DOC Programming by Type .....	10
2.3 Programming Tablets .....	11
3.0 Classification .....	12
3.1 Average Monthly Gain, by Year, by Gender .....	12
3.2 Current Custody Ratings .....	12
3.3 Facility Transfers .....	13
4.0 Supervised Community Confinement Program (SCCP) .....	14
5.0 Prison Industries Report .....	15
6.0 Office of Victim Services .....	16
7.0 Adult Community Corrections .....	17
7.1 Adult Community Caseloads .....	17
7.2 Average Age and Race of Adult Probationers by Gender .....	18
7.3 Community Population Over Time .....	18
7.4 Community Investigations .....	19
7.5 Leading the Way .....	19
7.6 Probation Successful Completion: .....	19
7.7 Violations & Revocations .....	19



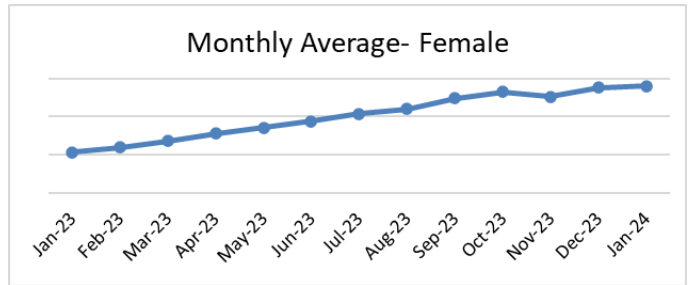
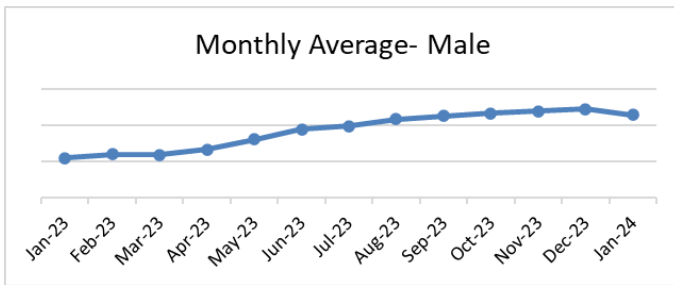
# Maine Department of Corrections January 2024 Data Reporting

## 1.0 Population & Demographics

### 1.1 Incarcerated Population

2023-2024 average population, by month, by gender. Average Population YTD is based only on 2024 months.

Month-Year	Male	Female	Total
January 2023	1510	152	1662
February 2023	1520	155	1675
March 2023	1519	159	1678
April 2023	1534	164	1698
May 2023	1561	168	1729
June 2023	1589	172	1761
July 2023	1599	177	1776
August 2023	1617	180	1796
September 2023	1626	187	1813
October 2023	1633	191	1824
November 2023	1640	188	1828
December 2023	1645	194	1839
January 2024	1629	195	1824
<b>Average Population YTD</b>	<b>1629</b>	<b>195</b>	<b>1824</b>



### Population Demographics

#### Average Age

	Male	Female
January 2024	41	38

### Racial Breakdown by Gender

	Male	Female
Asian	0.49%	0.51%
Black or African American	11.51%	4.62%
Native American	3.09%	2.57%
Native Hawaiian	0.0%	0.0%
Two or More Races	1.73%	0.0%
Unknown	2.35%	0.51%
White	80.84%	91.78%
<b>Totals</b>	<b>100%</b>	<b>100%</b>



# Maine Department of Corrections January 2024 Data Reporting

## Current Population by Controlling Sentence

The table to the right shows the total population by controlling sentence. The 43 in the “Null” category is a result of the correctional information system not being able to determine a controlling sentence. The “Attempt” category represents several offense types where the controlling offense was attempted but not successful. Controlling offense reflects all adult facility population on February 2, 2024.

Controlling Sentence	Total	%	Controlling Sentence	Total	%
Null	43	2%	Murder	213	12%
Arson	35	2%	Other	1	0%
Assault/Threaten	275	15%	OUI	20	1%
Attempt	16	1%	Property Damage	10	1%
Bail	14	1%	Public Admin	26	1%
Burglary	70	4%	Robbery	87	5%
Conspiracy	2	0%	Sex Offenses	230	13%
Drugs- Trafficking	444	24%	Solicitation	1	0%
Drugs- Possession	40	2%	Stalking/Terrorize	13	1%
Drugs- Other	12	1%	Theft	87	5%
Falsification	19	1%	Traffic Criminal	57	3%
Forgery	3	0%	Trespass	3	0%
Kidnapping	18	1%	Weapons	7	0%
Manslaughter	69	4%			

## 1.2 Behavioral Health Services

Wellpath provided behavioral health services for January 2024:

- Substance use disorder assessments — 73
- Behavioral health intakes — 72
- Behavioral health sick calls answered — 500
- Adult facility residents on psych meds — 1,191
  - 165 females
  - 1026 males
- IMHU screenings — 2
- IMHU groups offered — 85
- Number of times IMHU residents attended groups — 381
- Average number of IMHU daily individual therapy sessions — 7

## Intensive Mental Health Unit (IMHU) Average Population

MDOC recognizes the need to provide structured intensive mental health services in a specialized mental health housing unit to accommodate the needs of male prisoners experiencing serious mental health problems.

The table to the right shows the average daily population in the IMHU by month, while below shows annual ADP.

Year	2014	2015	2016	2017	2018	2019	2020	2021	2022	2023
ADP	22	21	22	26	26	27	23	27	26	26

Month/Year	Average Pop
January 2023	26
February 2023	26
March 2023	26
April 2023	26
May 2023	26
June 2023	25
July 2023	23
August 2023	24
September 2023	26
October 2023	25
November 2023	27
December 2023	26
January 2024	27
<b>Average Pop 2024</b>	<b>27</b>

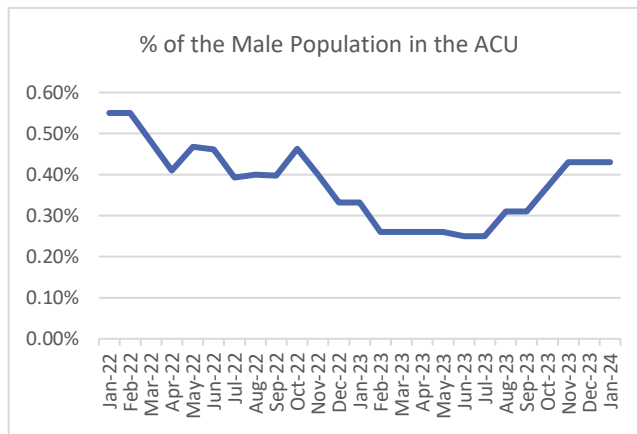


# Maine Department of Corrections January 2024 Data Reporting

## 1.3 Administrative Control Unit Population

The Administrative Control Unit (ACU) is a housing unit at the Maine State Prison for residents in need of an extended period of intensive security and programming, when a return to a larger general population may pose an on-going or serious threat to the safety of others, risk of escape, or another repeated or serious threat to facility security. Residents in the ACU are afforded at least four (4) hours of time out of cell, per day, and are afforded access to programs, services, and communications comparable to general population housing areas.

The percent of the adult male population that was housed in the Administrative Control Unit (ACU) during the month of January 2024 was 0.43% (7 residents). The percent of the adult male population in ACU over the past two years is shown in the graph below.



The below tables show the demographics of residents in the Administrative Control Unit during the month of January 2024.

Race	Males	
Asian	0	0.00%
Black or African American	1	14.29%
Native American	0	0.00%
'Native Hawaiian or Pacific Islander	0	0.00%
Two or More Races	0	0.00%
Unknown	0	0.00%
White	6	85.71%

Age Groups	Males	
20's	1	14.29%
30's	3	42.86%
40's	2	28.57%
50's	1	14.29%
60's	0	0.00%
70's	0	0.00%



# Maine Department of Corrections January 2024 Data Reporting

## 1.4 Restrictive Housing Population

Restrictive housing at MDOC is defined as housing that separates a resident from the general population and restricts the resident to his or her cell twenty-two (22) hours or more per day for the safe and secure operation of the facility.

Administrative status is the MDOC’s designation used when placing a resident in restrictive housing. Administrative status is the placement of a resident in a cell in a restrictive housing unit separated from the general population or in another housing unit only for as long as necessary as a result of a determination that there is a direct threat to the safety of persons or a clear threat to the safe and secure operation of the facility if the prisoner is on a less restrictive status.

The number of stays below and to the left are the number of times any resident spent any amount of time on the status during the month of January 2024. The number of unique residents below and to the right, are the number of residents that spent any amount of time on the status during the month of January 2024.

Number of Stays for Each Status	Male	Female
Administrative Status	37	2
Disciplinary Segregation	7	0

Number of Unique Residents for Each Status	Male	Female
Administrative Status	37	2
Disciplinary Segregation	7	0

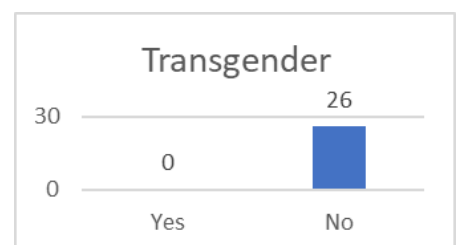
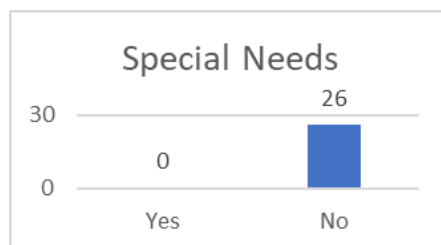
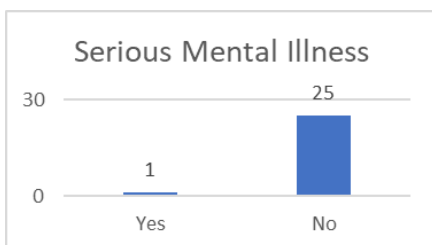
The below tables show the demographics of residents on a restrictive housing status during the month of January 2024.

Race	Male		Female	
Asian	1	2.38%	0	0.0%
Black or African American	11	26.19%	0	0.0%
Native American	0	0.00%	0	0.0%
Nat. Hawaiian or Pac. Islander	0	0.0%	0	0.0%
Two or More Races	1	2.38%	0	0.0%
Unknown	0	0.0%	0	0.0%
White	29	69.05%	2	100.0%

Age Groups	Male		Female	
20's	7	16.67%	1	50.00%
30's	25	59.52%	1	50.00%
40's	8	19.05%	0	40.00%
50's	2	4.76%	0	0.0%
60's	0	0.0%	0	0.0%
70's	0	0.0%	0	0.0%
80's	0	0.0%	0	0.0%

An administrative status placement is an option of last resort, to be used only when a less restrictive alternative has not been or would not be effective to resolve the threat posed. This is especially important if a client has any medical or mental health condition that might contraindicate the placement.

In January, there were no residents with a severe mental illness or who identified as transgender at time of Administrative Status placement. One resident had a special need. “Special need” refers to residents with higher psychiatric acuity who need consistent/regular and frequent engagement with the mental health and psychiatric teams.





# Maine Department of Corrections January 2024 Data Reporting

For residents placed on Administrative Status during the month of January 2024, the following table lists the reasons for the Administrative Status placement.

Reason for Placement	# of Residents	Reason for Placement	# of Residents
Physical Altercation	14	Refusing Staff Orders	2
Fear for Safety	6	Assault	1
Threat to Others	4	Attempted Assault	1
Contraband	2	Intoxication	1
Possession of a Weapon	2	Threatening Staff	1

## Average Daily Population on a Restrictive Housing Status by Type

The below tables show the average daily population of residents on a restrictive housing status, as well as the ADP on those statuses as a percent of the total population for the month of January 2024.

Male	
Restrictive Housing Type	ADP on Status
Administrative Status	6.61
Disciplinary Segregation	4.42
Daily Average of Males on RH Status	11.03
% of Male Population on RH Status	0.68%

Female	
Restrictive Housing Type	ADP on Status
Administrative Status	0.16
Disciplinary Segregation	0.00
Daily Average of Females on RH Status	0.16
% of Female Population on RH Status	0.08%

## Average Daily Population on a Restrictive Housing Status by Type and Facility

Gender	Facility	Average Daily Population on Administrative Status in January 2024
Females	MCC	0.16
	Daily Average of Females on Administrative Status	0.16
	% of Female Population on Administrative Status	0.08%
Males	MSP	5.42
	MCC	0.61
	MVCF	0.58
	Daily Average of Males on Administrative Status	6.61
	% of Male Population on Administrative Status	0.41%
All Residents Daily Average on Administrative Status		6.77
% of Total Population on Administrative Status		0.37%

Gender	Facility	Average Daily Population on Disciplinary Segregation Status in January 2024
Females	MCC	0.00
	Daily Average of Females on Disciplinary Segregation	0.00
	% of Female Population on Disciplinary Segregation	0.00%
Males	MSP	4.03
	MCC	0.39
	MCVCF	0.00
	Daily Average of Males on Disciplinary Segregation	4.42
	% of Male Population on Disciplinary Segregation	0.27%
All Residents Daily Average on Disciplinary Segregation		4.42
% of Total Population on Disciplinary Segregation		0.24%

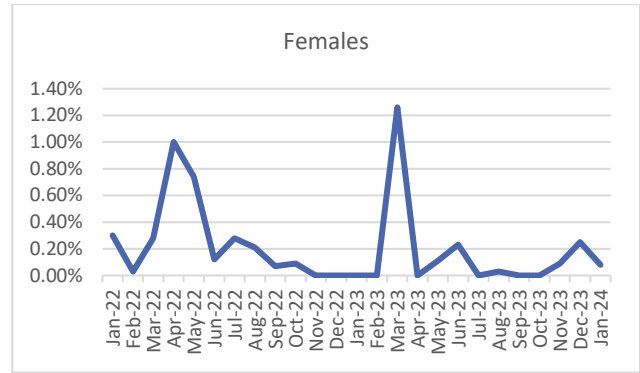
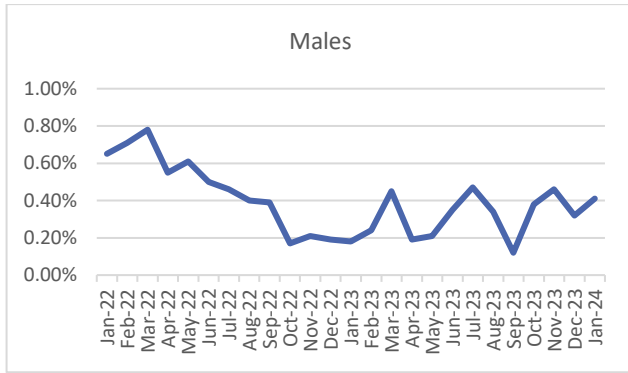


# Maine Department of Corrections January 2024 Data Reporting

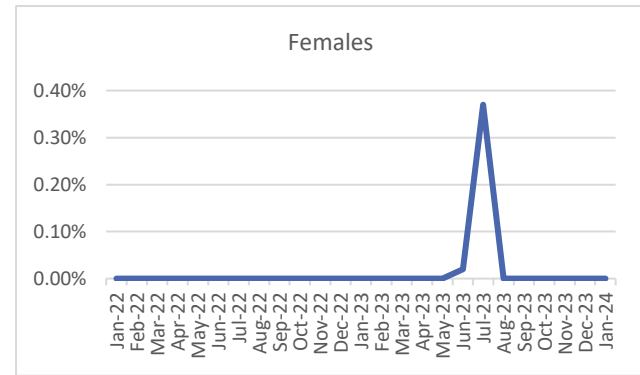
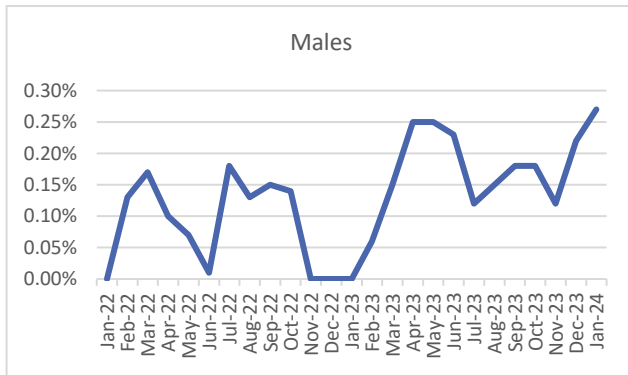
## Average Daily Population on a Restrictive Housing Status as a Percent of the Population

The below graphs show the average daily population as a percent of the population for each type of Restrictive Housing status.

### Percent of the Population on Administrative Status



### Percent of the Population on Disciplinary Segregation



## Average Length of Completed Stay on a Restrictive Housing Status

The tables below show the average number of days residents spent on each status. The data includes all residents whose status ended during each month.

Males	Admin	Disc
Jan-23	1.64	None Completed
Feb-23	2.84	None Completed
Mar-23	2.53	None Completed
Apr-23	2.93	None Completed
May-23	2.19	None Completed
Jun-23	2.59	76.00
Jul-23	2.63	132.00
Aug-23	3.75	8.5
Sept-23	1.36	None Completed
Oct-23	3.17	60.5
Nov-23	2.20	98.00
Dec-23	4.0	None Completed
Jan-24	5.26	25.75

Females	Admin	Disc
Jan-23	None Completed	None Completed
Feb-23	None Completed	None Completed
Mar-23	3.00	None Completed
Apr-23	None Completed	None Completed
May-23	5.00	None Completed
Jun-23	3.00	None Completed
Jul-23	None Completed	20.00
Aug-23	1.00	None Completed
Sept-23	None Completed	None Completed
Oct-23	None Completed	None Completed
Nov-23	0.67	None Completed
Dec-23	1.14	None Completed
Jan-24	1.5	None Completed





# Maine Department of Corrections January 2024 Data Reporting

## 2.0 Correctional Programming

### 2.1 Resident Classification Reviews

Client classification is a correctional process by which each resident is rated per his/her institutional risk and is used to determine an appropriate housing unit. There are four classifications for MDOC residents, including: Close, Medium, Minimum, and Community. An Initial Classification is performed upon admission to a correctional facility after completion of intake assessments. After the initial classification, residents with more than 5 years must be reviewed annually. Residents with 5 years or less remaining, or who are transgender, or intersex must be reviewed every 6 months. Case Managers and Unit Teams combined are responsible for keeping classifications up to date.

Classification reviews by facility can be found below (*as of February 2, 2024*).

Classification Review Status	BCF	DCF	MCC-F	MCC-M	MSP	MVCF	Total
Ok	154	26	142	173	575	209	1279
Coming Due	38	12	44	69	155	69	387
Coming Due- Pending Classification	2	0	2	0	10	0	14
Overdue- Pending Classification	11	0	1	0	12	0	24
Overdue	6	2	3	10	4	3	28
<b>Grand Total</b>	<b>211</b>	<b>40</b>	<b>192</b>	<b>252</b>	<b>756</b>	<b>281</b>	<b>1732</b>

**Case Managers (CM) and Case Plans (CP)** The table refers to the status of resident case plans, as well as the percentage of resident reentry case plan notes entered that are required per MDOC policy (*as of February 2, 2024*). \*MCC had CM reassignment which made female population stats unreportable in an accurate way for January.

	BCF	DCF	MCC-F	MCC-M	MSP	MVCF	All Facility Average
Case Plan OK	79%	83%	n/a	93%	97%	94%	89%
Old CP Review	18%	5%	n/a	5%	2%	5%	7%
Old CM	3%	12%	n/a	2%	1%	1%	4%
Reentry %	100%	85%	99%	99%	99%	100%	97%

**MaineCare & Projected Resident Releases-** Through a collaboration with Department of Health and Human Services MaineCare Division, Case Managers can assist residents in ensuring MaineCare is in place at discharge for all who qualify.

Below are January 2024 releases with MaineCare status at discharge:

- **57** resident releases with full MaineCare in place
- **1** out of state transfer
- **1** other insurance
- **1** declined to apply

Recovery Coaching January 2024	Total Hours
BCF	<b>54</b>
MCC-F	<b>42.25</b>
MCC-M	<b>96</b>
MSP	<b>131.5</b>
MVCF	<b>N/A</b>



# Maine Department of Corrections January 2024 Data Reporting

**2.2 DOC Programming by Type** Active and waitlisted numbers are non-duplicated in each treatment or programming area, as of February 6, 2024.

Substance Use Disorder Treatment “Tier 2” outpatient level treatment services:

		Active	Waitlisted
Tier 2	Female	21	46
	Male	144	259

Substance Use Disorder Treatment “Tier 1” residential level treatment services:

		Active	Waitlisted
Tier 1	Female	1	5
	Male	33	24

Medications for Substance Use Disorder (MSUD) treatment services:

		Active	Waitlisted
MSUD	Female	120	2
	Male	733	35

Education Programming, excluding college degree programs:

		Active	Waitlisted
Education Programs	Female	15	9
	Male	185	109

College, and College Degree Programs:

		Active	Waitlisted
College	Female	46	2
	Male	131	15

Vocational Programming:

		Active	Waitlisted
Vocational Programs	Female	8	2
	Male	196	204

**Other Programming:**

Program Name	Active		Waitlisted	
	F	M	F	M
Anger Management	0	12	2	27
CBI-IPV	0	55	1	74
Challenge Program- Orientation	0	2	0	1
Grief And Loss	0	0	3	0
Healthy Relationships	3	0	8	0
Houses Of Healing	0	5	0	15
Hustle 2.0	0	14	0	5
Inside-Out Dads	0	5	0	67
Long Distance Dads	0	0	0	21
MBH - Parenting Inside Out	9	0	4	0
MPRN	0	0	0	3
New Freedom	2	19	1	19
Nonviolent Communication	0	1	1	66
NVC Foundations	0	0	0	3
Planning Your Release	0	3	0	27
Prison Fellowship Academy	0	24	0	7
Problem Sexual Behavior Tx Building a Balanced Life	2	4	2	60
Psychology Of Incarceration	0	0	0	27
R&R2	0	0	0	11
Recovery Coach Academy	0	0	1	4
Recovery Coach Ethics Training	0	0	3	12
Recovery Peer Support- Coach	7	30	0	13
Recovery Peer Support- Participant	16	44	0	20
Resident Advisory Council	0	16	0	0
Restorative Justice	0	0	0	3
Restorative Justice - Be Heard	0	0	0	7
SAFE	0	30	2	18
The Impact of Crime	0	9	1	33
Thinking for a Change	0	3	4	93
<b>Grand Total</b>	<b>39</b>	<b>291</b>	<b>33</b>	<b>636</b>



# Maine Department of Corrections January 2024 Data Reporting

## 2.3 Programming Tablets

There are over 800 programming and entertainment tablets available to residents at specific levels in the following facilities: Maine State Prison, Maine Correctional Center, and Mountain View Correctional Facility. They are corrections grade and operate on a closed, managed network that allows residents access to thousands of hours of free academic, vocational, life skills, and therapeutic programming designed for all learning levels.

“Productive Hours” is the total amount of time residents spent in active programming and “Total Hours” includes “Productive Hours” plus entertainment hours used. Residents earn entertainment time for active programming time.

**January 2024 Tablet Data Points**

Unique Active Residents	1,007
Total Productive Hours	19,520
Total Entertainment Hours	17,084
Total Hours	36,605
Average Hours per Resident	36.35
% of Total Hours that were Productive	53.33%

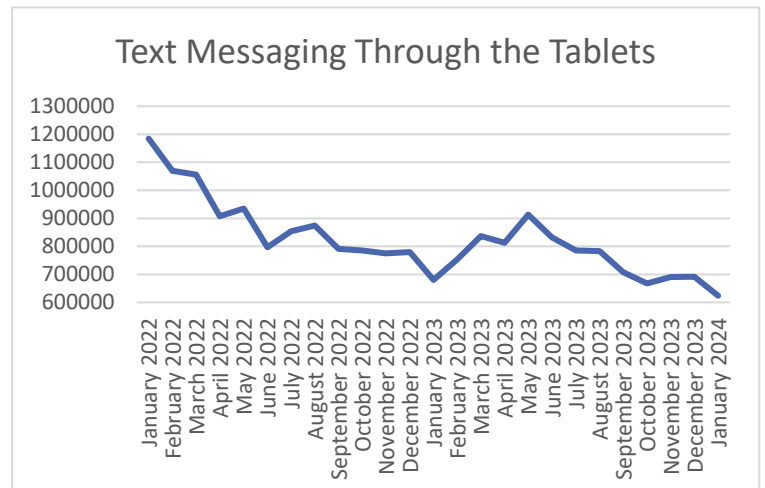
	Unique Residents	Productive Hours	Entertainment Hours	Total Hours	Avg. Hours per Resident	% of Hours that were Productive
MCC	214	10,400	8,952	19,352	90.43	53.74%
MSP	689	8,578	7,517	16,095	23.36	53.30%
MVCF	104	542	616	1,158	11.13	46.82%

**Department Wide Course Completions  
in January by Type**

Spirituality	526	Health	166
Adult Basic Edu	500	Job Search	84
Job Skills	319	Reading	51
Career Exploration	307	Making Changes	50
Inspiration	296	Legal	49
Reentry	179	College	14
Recovery	177	Finance	8

**Text Messaging through Tablets**

The tablets also offer residents the ability to communicate with family and other supports via text messaging. The graph below shows the number of messages sent per month from all MDOC adult facilities.





# Maine Department of Corrections January 2024 Data Reporting

## 3.0 Classification

### 3.1 Average Monthly Gain, by Year, by Gender

This chart shows the average gain/loss of adult facility residents, by gender and calendar year. 2024 now includes current year's months to date.

Year	Average Monthly Gain		
	Males	Females	All
2015	0.83	4.08	4.92
2016	5.33	2.25	7.25
2017	1.25	0.42	1.67
2018	-6.17	2.00	-4.08
2019	-13.75	-1.00	-14.75
2020	-28.42	-1.08	-29.5
2021	-7.58	1.25	-6.25
2022	8.58	5.42	14.00
2023	15.75	5.17	20.92
2015-2023	-2.54	2.06	-0.46
2024	-9.00	3.00	-6.00

### Admissions & Releases by Facility

January 2024	BCF	DCF	MCC-M	MCC-F	MSP	MVCF	Totals
Admissions for New Charges	N/A	N/A	32	8	2	N/A	42
Admissions for Probation Violations	1	N/A	14	2	3	N/A	20
Releases to Probation	2	2	8	4	13	10	39
Straight Releases	5	1	4	3	10	6	29

### 3.2 Current Custody Ratings

Custody Rating Overtime - 2023 & 2024

		Jan-23	Feb-23	Mar-23	Apr-23	May-23	Jun-23	Jul-23	Aug-23	Sep-23	Oct-23	Nov-23	Dec-23	Jan-24
Male	Close	6%	6%	6%	6%	7%	7%	7%	7%	7%	7%	7%	8%	8%
	Medium	50%	50%	48%	49%	47%	48%	48%	48%	48%	48%	49%	49%	48%
	Minimum	24%	24%	23%	23%	23%	24%	24%	24%	23%	23%	23%	23%	23%
	Community	15%	16%	17%	17%	17%	17%	17%	16%	17%	17%	17%	17%	16%
	Unclassified	5%	4%	6%	5%	6%	5%	4%	5%	5%	5%	5%	4%	4%
	Grand Total	100%	100%	100%	100%	100%	100%	100%	100%	100%	100%	100%	100%	100%

Female	Close	1%	1%	1%	2%	2%	2%	2%	1%	1%	1%	1%	1%	1%
	Medium	32%	31%	32%	32%	34%	34%	35%	34%	34%	35%	33%	33%	36%
	Minimum	24%	26%	24%	27%	24%	24%	27%	28%	29%	32%	31%	32%	35%
	Community	37%	36%	36%	32%	34%	32%	33%	31%	31%	30%	29%	27%	26%
	Unclassified	7%	6%	6%	7%	6%	9%	5%	6%	6%	2%	6%	7%	2%
	Grand Total	100%	100%	100%	100%	100%	100%	100%	100%	100%	100%	100%	100%	100%



# Maine Department of Corrections January 2024 Data Reporting

## 3.3 Facility Transfers

### Number of Transfers between Facilities

Transfer from:	Transfer to:	23-Jan	23-Feb	23-Mar	23-Apr	23-May	23-Jun	23-Jul	23-Aug	23-Sep	23-Oct	23-Nov	23-Dec	24-Jan
BCF	DCF	0	1	0	0	0	1	0	0	1	0	0	0	3
	MCC	0	0	0	0	0	0	0	0	0	0	0	0	0
	MSP	0	12	1	4	3	4	3	5	1	3	1	3	3
	MVCF	0	1	3	0	0	1	1	1	1	0	1	0	1
DCF	BCF	0	0	0	0	0	0	0	0	0	0	0	0	0
	MCC	0	0	0	0	0	0	0	0	0	0	0	0	0
	MSP	0	0	0	0	0	0	1	0	0	0	0	0	0
	MVCF	1	0	0	1	1	0	0	0	3	2	2	0	0
MCC	BCF	18	24	4	22	16	4	15	9	2	5	5	13	15
	DCF	0	0	0	0	0	0	0	1	0	0	0	0	2
	MSP	20	25	29	36	55	40	38	54	28	40	35	37	21
	MVCF	22	21	30	15	13	16	19	23	28	14	18	8	24
MSP	BCF	7	3	22	7	7	8	7	11	13	11	12	5	6
	DCF	0	0	0	0	0	0	0	4	0	0	0	0	0
	MCC	0	0	0	1	0	1	2	2	2	3	1	2	4
	MVCF	7	1	4	0	3	8	12	14	7	11	2	9	10
MVCF	BCF	0	2	0	1	0	0	1	1	0	1	1	0	0
	DCF	1	14	5	6	2	7	2	1	0	0	0	2	4
	MCC	1	8	0	3	0	0	1	1	0	0	1	1	0
	MSP	1	6	2	25	0	3	3	5	2	2	1	6	1
<b>Grand Total</b>		<b>78</b>	<b>118</b>	<b>100</b>	<b>121</b>	<b>100</b>	<b>93</b>	<b>105</b>	<b>132</b>	<b>88</b>	<b>92</b>	<b>80</b>	<b>86</b>	<b>94</b>



# Maine Department of Corrections January 2024 Data Reporting

## 4.0 Supervised Community Confinement Program (SCCP)

The purpose of the Supervised Community Confinement Program is to provide a means of successful reentry of facility residents into the community. Residents transferred to supervised community confinement are still considered facility residents while in the program. The place of confinement is in the community, rather than in a correctional facility. Participation in this program is a privilege that may be afforded to residents who meet the established criteria.

### Current Participant Data as of 1/31/2024

Current Participants by Facility

Male	BCF	27
	DCF	4
	MCC	1
	MSP	1
	MVCF	30
Female	SMWRC	20
Total		83

Current Participants Race & Gender Demographics

Race	SCCP Participants		MDOC Population	
	M	F	M	F
Asian	0.0%	0.0%	0.5%	0.5%
Black or African American	7.9%	0.0%	11.5%	4.6%
Native American	3.2%	5.0%	3.1%	2.6%
Native Hawaiian	0.0%	0.0%	0.0%	0.0%
Two or More Races	0.0%	0.0%	1.7%	0.0%
Unknown	0.0%	0.0%	2.4%	0.5%
White	88.9%	95.0%	80.8%	91.8%
Total	100%	100%	100%	100%

Current Participants by Region

Region 1	12
Region 2	37
Region 3	34
Total	83

		Jan	Feb	Mar	Apr	May	Jun	Jul	Aug	Sept	Oct	Nov	Dec	YTD 2024
Male	SCCP Placements	13	-	-	-	-	-	-	-	-	-	-	-	13
	SCCP Completions	8	-	-	-	-	-	-	-	-	-	-	-	8
	Violations (return to custody)	2	-	-	-	-	-	-	-	-	-	-	-	2
Female	SCCP Placements	3	-	-	-	-	-	-	-	-	-	-	-	3
	SCCP Completions	2	-	-	-	-	-	-	-	-	-	-	-	2
	Violations (return to custody)	1	-	-	-	-	-	-	-	-	-	-	-	1
All	SCCP Placements	16	-	-	-	-	-	-	-	-	-	-	-	16
	SCCP Completions	10	-	-	-	-	-	-	-	-	-	-	-	10
	Violations (return to custody)	3	-	-	-	-	-	-	-	-	-	-	-	3

SCCP applicants and participants may appeal the decision to deny their transfer to SCCP or the decision to remove them from the program. The decisions made after the review of each appeal are included in the table below.

Response to Appeal	Appeal of SCCP Transfer Denial		Appeal of Removal from SCCP	
	January 2024	2024 YTD	January 2024	2024 YTD
Decision Upheld	0	0	0	0
Decision Reversed	0	0	0	0
Decision Modified	0	0	0	0
Remanded for Further Review	0	0	0	0
Total Decisions after Appeal	0	0	0	0



# Maine Department of Corrections January 2024 Data Reporting

## 5.0 Prison Industries Report

Prison Industries exist at all adult facilities and provides vocational skill training and work opportunities for residents. The wage earned goes towards room and board, paying fines and restitution, and for resident expense and savings accounts.

The chart breaks down each job by facility location, number of employees, and total of numbers worked during a given month's pay period. Depending on when paydays fall, one month can show an extra pay week. The "MSP/MCC Women" Facility designation means women at MCC who were working on a project under MSP's Industries.

### Resident Jobs by Facility and Wages Earned

Facility	Job Designation	January	
		# of Emp.	Total Hrs.
BCF	Showroom	3	633.0
BCF	Plateshop	7	930.0
MSP	Upholstery PIE Program	2	25.5
MSP	Upholstery	7	535.3
MSP	Woodshop	70	5,872.9
MSP	Machine Shop	6	749.7
MSP	Finishing Shop	8	700.5
MSP	Card Design/ Drawing	1	20.0
MSP	Fly Tying	-	-
MSP/MCC WOMEN	MCC Women	2	47.00
MCC	Garments	-	-
MCC	Upholstery	5	1,126.60
MCC	Stitching & Embroidery	11	694.90
MCC	Print Shop	3	485.63
MVCF	Pine Grove	1	165.50
MVCF	Sawmill	10	1,133.50
MVCF	Tug Toys	-	-
MVCF	Woodshop	2	139.50
<b>Grand totals</b>		<b>138.00</b>	<b>13,259.53</b>

### Total Wages Paid Out by Month

The chart below shows by month, the total wages paid to all Industries resident employees for the hours worked in the chart above.

	Jan-24
<b>MSP/BCF</b>	<b>\$30,506.96</b>
<b>MCC/SMWRC</b>	<b>\$2,307.13</b>
<b>MVCF</b>	<b>\$3,416.00</b>
<b>Grand Total</b>	<b>\$36,230.09</b>



# Maine Department of Corrections January 2024 Data Reporting

## 6.0 Office of Victim Services

### January 2024 Highlights

#### Victim Notification:

MDOC, Office of Victim Services (OVS) registers victims of crime for notification of adult or juvenile resident release and enforce such requests as outlined in Statute.

- Number notification requests assisted by the MDOC OVS: 3
- Total new victims registered for notification in January 2024: 17

#### Safety Planning:

OVS advocates track information pertaining to releases of persons with problem sexual behavior or domestic violence history into the community. The victim advocate(s) provides support services, referrals, resources, and safety planning to crime victims prior to a registered person with problem sexual behavior or domestic violence history being released from an MDOC facility.

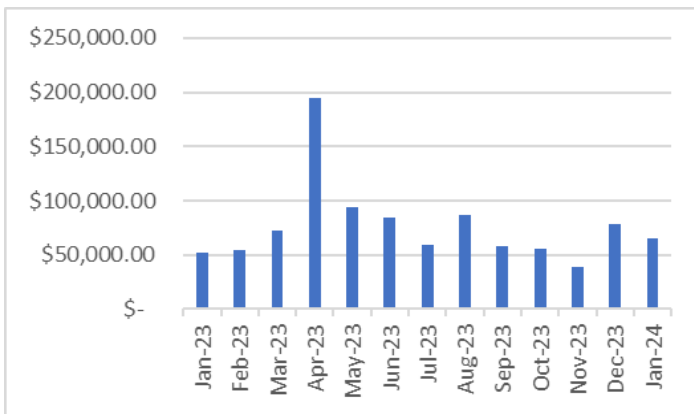
Victim’s wrap around meetings, or “victim safety planning meetings”, are offered to all victims, and/or victim’s parents/guardians if the victim is a minor, in preparation for the resident’s release.

- Safety Planning meetings for January 2024: 0

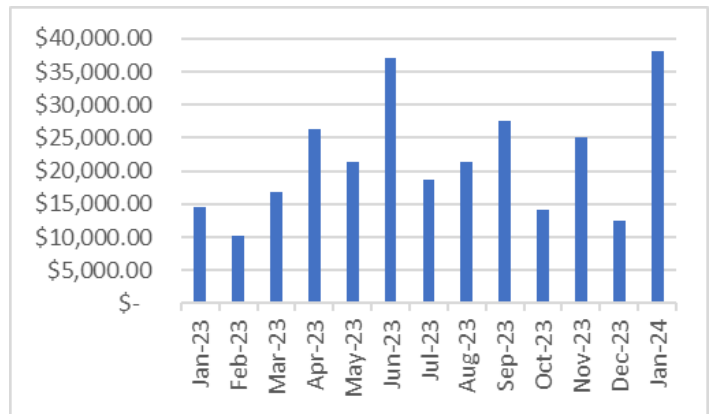
#### Restitution:

- Collected: \$65,348.63
- Disbursed to victims: \$81,468.53
- Cases researched: 60
- Victim contacts involved: 80
- Amount only disbursed due to research of OVS: \$38,151.96

**RESTITUTION COLLECTION**



**MONIES DISBURSED DUE TO ADVOCATE RESEARCH**







# Maine Department of Corrections January 2024 Data Reporting

## 7.0 Adult Community Corrections

### 7.1 Adult Community Caseloads

Adult Community statistics are as of **January 31, 2024**.

“Active” clients are any probationer on community supervision that requires direct contact on a regular basis. “Passive” clients require less contact on a regular basis. Clients on a passive status can be placed on active status at any time.

Client Status		Reg I	Reg II	Reg III	Grand Total
Active	Probation	837	1351	1209	<b>3397</b>
	Parole	2	5	1	<b>8</b>
	SCCP	13	35	35	<b>83</b>
	Interstate Compact In	75	79	92	<b>246</b>
	Pending Violation	96	144	145	<b>385</b>
	Pending Violation - Incarcerated	104	127	138	<b>369</b>
Passive	County Jail	18	20	23	<b>61</b>
	Partial Revocation - County Jail	9	14	13	<b>36</b>
	Interstate Active Detainer	3	1	0	<b>4</b>
	Interstate Compact Out	103	40	37	<b>180</b>
	Warrant Absconded	216	362	356	<b>934</b>
<b>Grand Total</b>		<b>1476</b>	<b>2178</b>	<b>2049</b>	<b>5703</b>

### Adult Community Caseload Clients by Status & Race

Client Status		Asian		Black or African American		Native American		Native Hawaiian or Pacific Islander		Two or More Races		Unknown		White		Grand Total
		M	F	M	F	M	F	M	F	M	F	M	F	M	F	
Active	Probation	9	2	171	10	53	20	3	3	35	1	61	11	2456	562	<b>3397</b>
	Parole	0	0	0	0	0	0	0	0	0	0	0	0	8	0	<b>8</b>
	SCCP	0	0	5	0	2	1	0	0	0	0	0	0	56	19	<b>83</b>
	Interstate Compact In	1	0	15	1	6	0	1	0	1	0	8	2	167	44	<b>246</b>
	Pending Violation	2	0	20	0	7	1	1	0	2	1	8	4	263	76	<b>385</b>
	Pending Violation - Incarcerated	0	0	30	0	7	1	1	0	3	0	3	2	274	48	<b>369</b>
Passive	County Jail	1	0	1	0	1	0	0	0	1	0	1	0	43	13	<b>61</b>
	Interstate Active Detainer	0	0	0	0	0	0	0	0	0	0	0	0	4	0	<b>4</b>
	Interstate Compact Out	1	1	33	6	2	0	0	0	4	1	7	1	105	19	<b>180</b>
	Partial Revocation - County Jail	0	0	1	0	0	0	0	0	0	0	0	0	28	7	<b>36</b>
	Warrant Absconded	2	1	92	7	19	3	2	0	6	2	49	9	600	142	<b>934</b>
<b>Grand Total</b>		<b>16</b>	<b>4</b>	<b>368</b>	<b>24</b>	<b>97</b>	<b>26</b>	<b>8</b>	<b>3</b>	<b>52</b>	<b>5</b>	<b>137</b>	<b>29</b>	<b>4004</b>	<b>930</b>	<b>5703</b>



# Maine Department of Corrections January 2024 Data Reporting

## 7.2 Average Age and Race of Adult Probationers by Gender

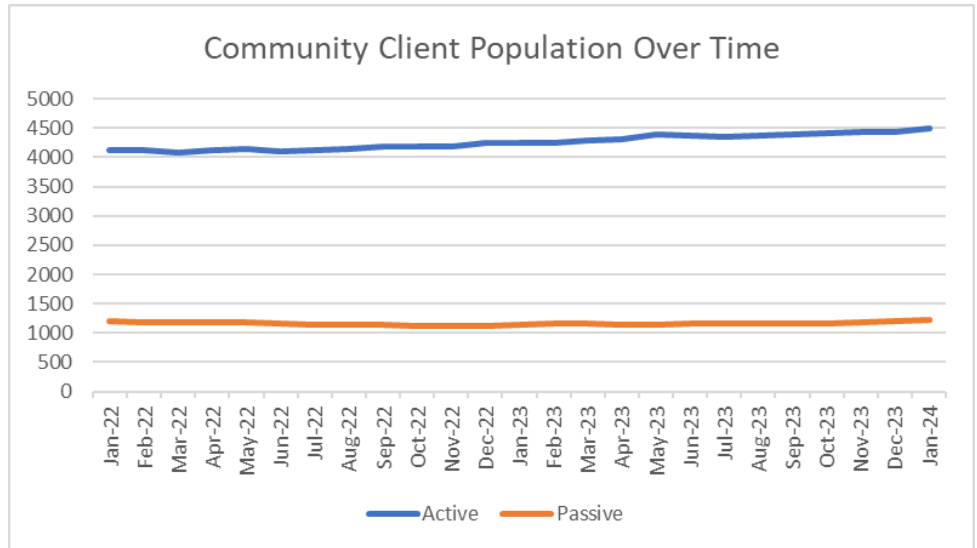
Adult Community statistics are as of **January 31, 2024**.

	Male	Female
Average Age	41	41

Race	Male		Female	
	Count	Percentage	Count	Percentage
Asian	16	0%	4	0%
Black or African American	368	8%	24	2%
Native American	97	2%	26	3%
Native Hawaiian or Pac. Islander	8	0%	3	0%
Two or More Races	52	1%	5	0%
Unknown	137	3%	29	3%
White	4004	86%	930	91%
<b>Grand Total</b>	<b>4682</b>	<b>100%</b>	<b>1021</b>	<b>100%</b>

## 7.3 Community Population Over Time

	Active	Passive
January 2022	4128	1196
February 2022	4126	1185
March 2022	4078	1174
April 2022	4118	1176
May 2022	4134	1175
June 2022	4107	1165
July 2022	4119	1148
August 2022	4143	1145
September 2022	4178	1135
October 2022	4186	1124
November 2022	4195	1121
December 2022	4254	1125
January 2023	4246	1141
February 2023	4249	1157
March 2023	4294	1165
April 2023	4316	1149
May 2023	4396	1145
June 2023	4380	1157
July 2023	4358	1152
August 2023	4380	1160
September 2023	4390	1161
October 2023	4407	1167
November 2023	4432	1174
December 2023	4431	1212
January 2024	4486	1223





# Maine Department of Corrections January 2024 Data Reporting

## 7.4 Community Investigations

	Reg I		Reg II		Reg III		Jan 2024	Total 2024
	Jan	2024	Jan	2024	Jan	2024		
Completed in 2023								
Furlough Investigation	0	0	0	0	1	1		1
Pardon	0	0	1	1	0	0		1
Pre-Sentence Investigation	1	1	11	12	16	18		31
SCCP	1	1	12	13	17	19		33
Interstate Compact Investigations							25	25

## 7.5 Leading the Way

“Leading the Way” is a Transitional Living Program in Bangor which currently has 14 beds. The community-based transitional residential program provides a safe, structured, living residence designed around engagement with needed supports and services, including behavioral health, independent living skills, and other targeted intervention services to help individuals rebuild after justice involvement.

	On Probation	On SCCP	Total
Census 1/31/2024	8	1	9

	Beginning Census	Admissions	Discharges	Violations	End of Month Census
January 2023	12	2	1	3	10
February 2023	10	5	5	2	8
March 2023	8	5	2	3	8
April 2023	8	4	0	0	12
May 2023	12	3	2	2	11
June 2023	11	2	0	2	11
July 2023	11	1	1	1	10
August 2023	10	2	1	1	10
September 2023	10	1	3	1	7
October 2023	7	4	1	0	10
November 2023	10	4	1	1	12
December 2023	12	2	5	2	7
January 2024	7	2	0	0	9

## 7.6 Probation Successful Completions:

A completion of probation is considered successful when a client is transferred from probation to society because their probation has terminated due to completion of the sentence. Should a client have a full revocation, or a partial revocation with termination, then their probation ends unsuccessfully.

Probation Terminations January 2024	Total	% Of Total
Successful Completions	159	84%
Full or Partial Revocations with Termination	31	16%
<b>Total Discharges from Probation</b>	<b>190</b>	<b>100%</b>



# Maine Department of Corrections January 2024 Data Reporting

## 7.7 Violations & Revocations

Violations are broken up into three categories and are detailed below to help better understand the table.

- Felony – Probation Violation based on new criminal conduct that is a felony charge.
- Misdemeanor – Probation Violation based on new misdemeanor charges.
- Technical Violation – Probation violation that is technical in nature. Examples include- failure to report, contact with a victim, failure to participate in treatment, and absconding from probation (not limited to these).

Revocations are broken up into three categories and are detailed below to help better understand the table.

- Full Revocation – A probationer has violated the terms of their current probation and will be serving their underlying sentence at a MDOC facility.
- Probation Revocation with Continuation – Probationer will be serving time for a probation violation in either a county jail or in a MDOC facility. Upon release, the probationer will continue probation.
- Probation Revocation with Termination – Probationer will serve time for their probation violation in a county jail or MDOC facility. Upon release, the person will not be on probation.

January 2024 Revocations by Type and Region		County Jail						MDOC Facility						Totals
		Male			Female			Male			Female			All Genders
Violation Type	Revocation Type	R 1	R 2	R 3	R 1	R 2	R 3	R 1	R 2	R 3	R 1	R 2	R 3	All Regions
Felony	Full Revocation	1	0	0	0	0	1	1	1	3	0	0	0	7
	Probation Revocation with Continuation	9	2	7	1	1	0	0	1	0	0	0	0	21
	Probation Revocation with Termination	1	1	2	1	2	1	2	0	3	0	0	0	13
Misdemeanor	Full Revocation	0	0	0	0	0	0	0	0	0	0	0	0	0
	Probation Revocation with Continuation	1	3	5	2	2	2	0	0	0	0	0	0	15
	Probation Revocation with Termination	1	1	1	0	0	0	0	0	0	0	1	0	4
Technical	Full Revocation	0	0	0	0	0	0	0	0	0	0	0	0	0
	Probation Revocation with Continuation	1	6	7	1	2	4	0	0	1	0	0	0	22
	Probation Revocation with Termination	3	0	1	0	0	0	1	0	1	1	0	0	7
<b>Grand Total</b>		<b>17</b>	<b>13</b>	<b>23</b>	<b>5</b>	<b>7</b>	<b>8</b>	<b>4</b>	<b>2</b>	<b>8</b>	<b>1</b>	<b>1</b>	<b>0</b>	<b>89</b>



Maine Department of Corrections  
Correctional Programming Division  
25 Tyson Drive  
Augusta, ME 04330  
Phone (207) 287-2711  
Fax (207) 287-4370  
<http://www.maine.gov/corrections>

Making our communities safer by reducing harm through supportive intervention, empowering change, and restoring lives is the mission of the Maine Department of Corrections.