

January 2022

MDOC Adult Data Report



MDOC Data Team

This document contains key adult correctional data points to assist management and staff in making evidence-based decisions.

Randall Liberty
Commissioner

Ryan Thornell, Ph.D.
Deputy Commissioner

Maine Department of Corrections
25 Tyson Drive
State House Station 111
Augusta Maine 04333-0111
207-287-2711

2/24/2022



Contents

1.0 Population & Demographics	3
1.1 Incarcerated Population	3
1.2 Behavioral Health Services	4
1.3 Administrative Control Unit Population	5
1.4 Restrictive Housing Population	6
2.0 Correctional Programming	9
2.1 Correctional Program Fidelity	9
2.2 Case Plans & Case Management	10
2.3 Opioid Use Disorder & Substance Use Disorder Treatment	11
2.4 Statewide Education and Vocational Programming.....	14
2.5 Programming Tablets	17
3.0 Classification	19
3.1 Average Monthly Gain, by Year, by Gender	19
3.2 Current Custody Ratings.....	19
3.3 Facility Transfers.....	20
4.0 Prison Industries Report.....	23
5.0 Office of Victim Services.....	24
6.0 Adult Community Corrections.....	25
6.1 Adult Community Caseloads	25
6.2 Average Age and Race of Adult Probationers	26
6.3 Community Population Over Time	26
6.4 Community Investigations.....	27
6.5 Leading the Way.....	27
6.6 Probation Successful Completion.....	27
6.7 Violations & Revocations.....	28



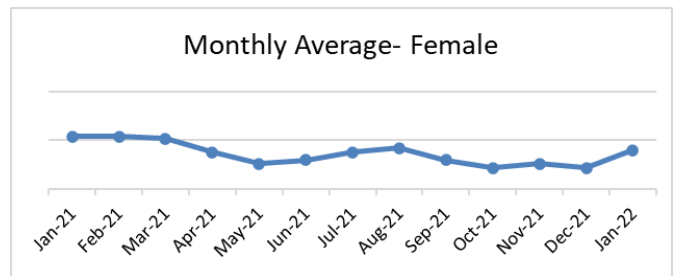
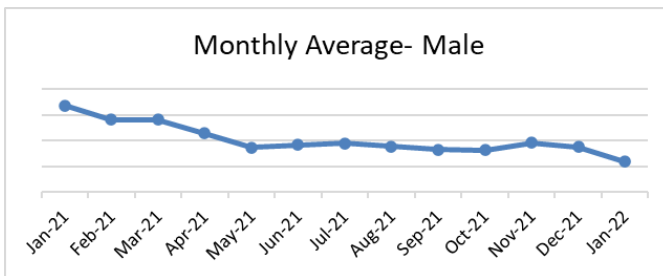
Maine Department of Corrections January 2022 Data Reporting

1.0 Population & Demographics

1.1 Incarcerated Population

2021-2022 average population, by month, by gender. *Average Pop YTD is based only on 2022 months.*

Month-Year	Male	Female	Total
January 2021	1568	127	1695
February 2021	1541	127	1668
March 2021	1541	126	1667
April 2021	1514	119	1632
May 2021	1486	113	1600
June 2021	1492	115	1607
July 2021	1495	119	1614
August 2021	1488	121	1609
September 2021	1482	115	1597
October 2021	1480	111	1592
November 2021	1496	113	1610
December 2021	1487	111	1599
January 2022	1459	120	1579
Average Pop 2022 YTD	1459	120	1579



Population Demographics

Average Age

	Male	Female
January 2022	41	38

Racial Breakdown by Gender

	Male	Female
Asian	0.48%	0.00%
Black or African American	11.52%	5.49%
Native American	2.75%	4.82%
Native Hawaiian	0.07%	0.00%
Two or More Races	1.83%	2.50%
Unknown	4.16%	0.83%
White	79.20%	86.36%
Totals	100%	100%



Maine Department of Corrections January 2022 Data Reporting

Current Population by Controlling Sentence

The table to the right shows the total population by controlling sentence. The 41 in the “Null” category is a result of the correctional information system not being able to determine a controlling sentence. The “Attempt” category represents several offense types where the controlling offense was attempted but not successful. Controlling offense reflects all adult facility population on February 2, 2022.

Controlling Sentence	Total	%	Controlling Sentence	Total	%
Null	41	3%	Murder	209	13%
Arson	29	2%	Other	2	0%
Assault/Threaten	221	14%	OUI	8	1%
Attempt	16	1%	Property Damage	6	0%
Bail	13	1%	Public Admin	28	2%
Burglary	93	6%	Robbery	97	6%
Conspiracy	3	0%	Sex Offenses	223	14%
Drugs- Trafficking	326	21%	Solicitation	1	0%
Drugs- Possession	22	1%	Stalking/Terrorize	9	1%
Drugs- Other	16	1%	Theft	78	5%
Falsification	15	1%	Traffic Criminal	37	2%
Forgery	6	0%	Trespass	1	0%
Kidnapping	12	1%	Weapons	7	0%
Manslaughter	60	4%			

1.2 Behavioral Health Services

Wellpath provided behavioral health services:

- Substance use disorder assessments January — 44
- Behavioral health intakes for December — 74
- Behavioral health sick calls answered for December — 501
- Adult facility residents on psych meds for December — 738
- IMHU Groups offered — 123
- Number of times IMHU residents attended groups — 608
- January average number of IMHU individual therapy sessions — 52

Intensive Mental Health Unit (IMHU) Average Population

MDOC recognizes the need to provide structured intensive mental health services in a specialized mental health housing unit to accommodate the needs of male prisoners experiencing serious mental health problems.

The table to the right shows the average daily population in the IMHU by month.

Month/Year	Average Pop
January 2021	24
February 2021	25
March 2021	23
April 2021	23
May 2021	23
June 2021	24
July 2021	24
August 2021	25
September 2021	26
October 2021	28
November 2021	27
December 2021	27
January 2022	28
Average Pop 2022	28

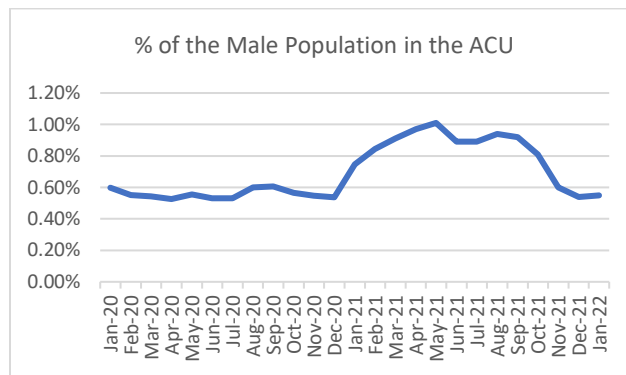


Maine Department of Corrections January 2022 Data Reporting

1.3 Administrative Control Unit Population

The Administrative Control Unit (ACU) is a housing unit at the Maine State Prison for residents in need of an extended period of intensive security and programming, when a return to a larger general population may pose an on-going or serious threat to the safety of others, risk of escape, or another repeated or serious threat to facility security. Residents in the ACU are afforded at least four (4) hours of time out of cell, per day, and are afforded access to programs, services, and communications comparable to general population housing areas.

The percent of the adult male population that was housed in the Administrative Control Unit (ACU) during the month of January 2022 was 0.55% (8 residents). The percent of the adult male population in ACU over the past two years is shown in the graph below.



The below tables show the demographics of residents in the Administrative Control Unit during the month of January 2022.

Race	Males	
Asian	0	0.00%
Black or African American	2	25.00%
Native American	0	0.00%
'Native Hawaiian or Pacific Islander	0	0.00%
Two or More Races	0	0.00%
Unknown	0	0.00%
White	6	75.00%

Age Groups	Males	
20's	4	50.00%
30's	1	12.50%
40's	3	37.5%
50's	0	0.00%
60's	0	0.00%
70's	0	0.00%



Maine Department of Corrections January 2022 Data Reporting

1.4 Restrictive Housing Population

Restrictive housing at MDOC is defined as housing that separates a resident from the general population and restricts the resident to his or her cell twenty-two (22) hours or more per day for the safe and secure operation of the facility.

Administrative status is the MDOC’s designation used when placing a resident in restrictive housing. Administrative status is the placement of a resident in a cell in a restrictive housing unit separated from the general population or in another housing unit only for as long as necessary as a result of a determination that there is a direct threat to the safety of persons or a clear threat to the safe and secure operation of the facility if the prisoner is on a less restrictive status.

The number of stays below and to the left are the number of times any resident spent any amount of time on the status during the month of January 2022. The number of unique residents below and to the right, are the number of residents that spent any amount of time on the status during the month of January 2022.

Number of Stays for Each Status	Male	Female
Administrative Status	49	4
Disciplinary Segregation	0	0

Number of Unique Residents for Each Status	Male	Female
Administrative Status	44	4
Disciplinary Segregation	0	0

The below tables show the demographics of residents on a restrictive housing status during the month of January 2022.

Race	Male		Female	
Asian	0	0.00%	0	0.00%
Black or African American	4	9.09%	1	25.00%
Native American	4	9.09%	0	0.00%
Native Hawaiian or Pacific Islander	0	0.00%	0	0.00%
Two or More Races	0	0.00%	0	0.00%
Unknown	1	2.27%	0	0.00%
White	35	79.55%	3	75.00%

Age Groups	Male		Female	
20's	11	25.00%	1	25.00%
30's	20	45.45%	2	50.00%
40's	8	18.18%	1	25.00%
50's	3	6.82%	0	0.00%
60's	1	2.27%	0	0.00%
70's	1	2.27%	0	0.00%

For residents placed on Administrative Status during the month of January 2022, the following table lists the reasons for the Administrative Status placement.

Reason for Placement	# of Residents	Reason for Placement	# of Residents
Physical Altercation	17	Threat to his/her Safety	2
Protection from Self Harm	11	Disorderly Behavior	1
Refusing Orders	5	Exposing him/herself	1
Threatening Staff	4	Starting a Fire	1
Threat to Another Residents Safety	3		



Maine Department of Corrections January 2022 Data Reporting

Average Daily Population on a Restrictive Housing Status by Type

The below tables show the average daily population of residents on a restrictive housing status, as well as the ADP on those statuses as a percent of the total population for the month of January 2022.

Male	
Restrictive Housing Type	ADP on Status
Administrative Status	9.45
Disciplinary Segregation	0.00
Daily Average of Males on RH Status	9.45
% of Male Population on RH Status	0.65%

Female	
Restrictive Housing Type	ADP on Status
Administrative Status	0.35
Disciplinary Segregation	0.00
Daily Average of Females on RH Status	0.35
% of Female Population on RH Status	0.30%

Average Daily Population on a Restrictive Housing Status by Type and Facility

Gender	Facility	Average Daily Population on Administrative Status in January 2022
Females	MCC	0.35
	Daily Average of Females on Administrative Status	0.35
	% of Female Population on Administrative Status	0.30%
Males	MCC	2.42
	MSP	4.61
	MVCF	2.42
	Daily Average of Males on Administrative Status	9.45
	% of Male Population on Administrative Status	0.65%
All Residents Daily Average on Administrative Status		9.81
% of Total Population on Administrative Status		0.62%

Gender	Facility	Average Daily Population on Disciplinary Segregation Status in January 2022
Females	MCC	0.00
	Daily Average of Females on Disciplinary Segregation	0.00
	% of Female Population on Disciplinary Segregation	0.00%
Males	MSP	0.00
	MCC	0.00
	MCVCF	0.00
	Daily Average of Males on Disciplinary Segregation	0.00
	% of Male Population on Disciplinary Segregation	0.00%
All Residents Daily Average on Disciplinary Segregation		0.00
% of Total Population on Disciplinary Segregation		0.00%

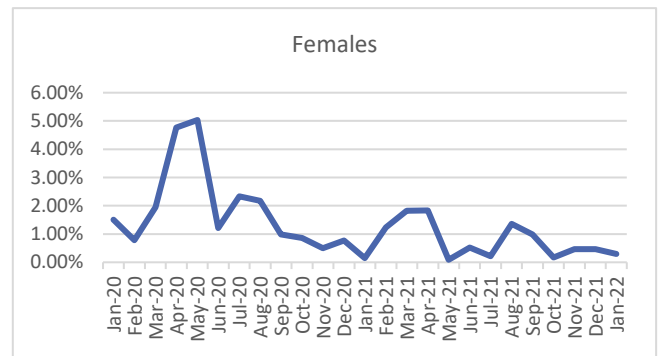
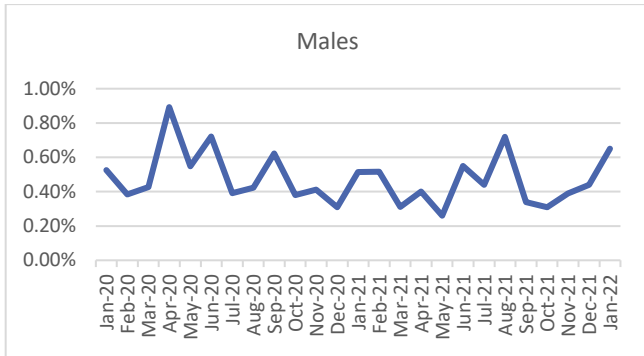


Maine Department of Corrections January 2022 Data Reporting

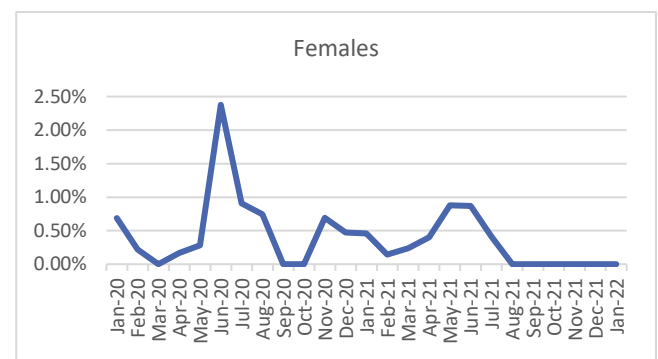
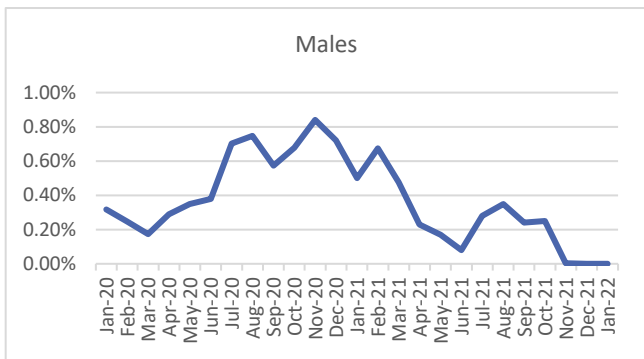
Average Daily Population on a Restrictive Housing Status as a Percent of the Population

The below graphs show the average daily population as a percent of the population for each type of Restrictive Housing status. (Admin Status includes Emergency Observation for months prior to July 2020)

Percent of the Population on Administrative Status



Percent of the Population on Disciplinary Segregation



Average Length of Completed Stay on a Restrictive Housing Status

The tables below show the average number of days residents spent on each status. The data includes all residents whose status ended during each month.

Males	Admin	Disc
Jan-21	3.33	58.44
Feb-21	6.73	17.43
Mar-21	3.83	19.00
Apr-21	5.63	76.25
May-21	2.71	24.75
Jun-21	4.70	59.50
Jul-21	7.73	27.50
Aug-21	4.94	31.50
Sep-21	4.41	19.50
Oct-21	3.38	85.33
Nov-21	3.03	39.00
Dec-21	3.50	None Completed
Jan-22	5.80	None Completed

Females	Admin	Disc
Jan-21	1.50	10.0
Feb-21	3.00	7.50
Mar-21	5.00	9.00
Apr-21	9.00	None Completed
May-21	3.00	None Completed
Jun-21	11.00	None Completed
Jul-21	7.00	None Completed
Aug-21	3.00	None Completed
Sep-21	1.00	None Completed
Oct-21	1.00	None Completed
Nov-21	1.00	None Completed
Dec-21	3.00	None Completed
Jan-22	1.75	None Completed



Maine Department of Corrections January 2022 Data Reporting

2.0 Correctional Programming

2.1 Correctional Program Fidelity

MDOC staff participated in a University of Cincinnati Corrections Institute (UCCI) training on fidelity monitoring using their group observation and coaching process. The form is designed to provide a platform for trained staff to observe and rate program delivery in six individual skill areas and adherence to specific program curriculums, providing an overall fidelity score. The scores can range from 0-2. A zero score indicates “needs improvement,” 1 indicates “satisfactory,” and 2 “very satisfactory.”

The table below shows MDOC core programming cumulative scores for 2022 observed programs. *The treatment program expectation is all core programs will be observed a minimum of twice per class cohort.*

Program Fidelity Scores by Program and Section Year to date, current to February 8, 2022.

	Core Program Observed							
	T4C	CBI-SUD	CBI-SO	CBI-IPV	LIB	Prime Life	Prime Sol	Seeking Safety
Group Structure/Format			1.71					
Facilitator Knowledge/ Modeling			2.00					
Teaching Skills			2.00					
Behavior Management			2.00					
Communication			2.00					
Interpersonal Characteristics			2.00					
Overall Fidelity Score			1.95					
Total 2022 Observations			1					

Number of 2022 Observations, by Program and Facility

Facility	T4C	CBI-SUD	CBI-SO	CB I-IPV	LIB	Prime Life	Prime Sol	Seeking Safety
MCC-M								
MCC-W								
SMWRC								
MVCF			1					
MSP								
MSP- RSU								
BCF								
Total	0	0	1	0	0	0	0	0



Maine Department of Corrections January 2022 Data Reporting

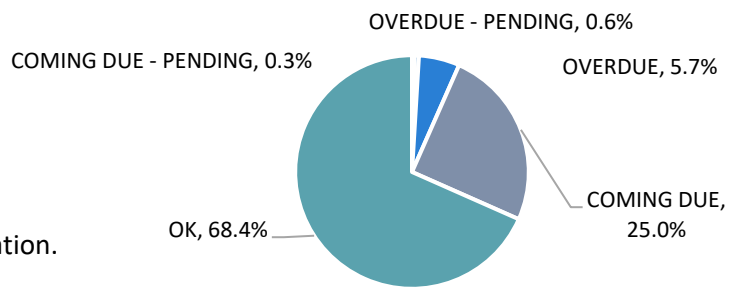
2.2 Case Plans & Case Management

Case Plans- January 2022	BCF	DCF	MVCF	MSP	MCC-M	MCC-F	All Facility Avg
Case Plan OK	85%	100%	83%	86%	78%	75%	85%
Old CM	4%	0%	4%	5%	4%	2%	3%
Old Case Plan Review	11%	0%	7%	2%	12%	14%	8%
Reentry Contacts	44%	N/A	97%	86%	74%	97%	80%

Client Classification Reviews

Client classification is a correctional process by which each resident is rated per his/her institutional risk and is used to determine an appropriate housing unit. There are four classifications for MDOC residents, including: Close; Medium; Minimum; and Community. An Initial Classification is performed upon admission to a correctional facility after completion of intake assessments. After the initial classification, residents with more than 5 years must be reviewed annually. Residents with 5 years or less remaining or who are transgender, or intersex must be reviewed every 6 months. Case Managers and Unit Teams combined are responsible for keeping classifications up to date.

The chart to the right demonstrates the timeliness of statewide classification reviews for MDOC residents as of February 7, 2022. "Ok" and "Coming Due" statuses represent those up to date at 93.7%. "Overdue" and "Overdue Pending" require review and finalization.



Classification reviews by facility can be found below (as of February 7, 2022)

	BCF		MCC - F		MCC - M		MSP		MVCF		All Facilities	
OK	96	63.2%	94	78.3%	184	63.5%	488	76.6%	141	52.6%	1003	68.4%
COMING DUE	33	21.7%	17	14.2%	75	25.9%	136	21.4%	106	39.6%	367	25.0%
COMING DUE - PENDING	2	1.3%	2	1.7%	0	0.00%	0	0.0%	1	0.3%	5	0.3%
OVERDUE - PENDING	0	0.00%	2	1.7%	2	0.7%	5	0.8%	0	0.00%	9	0.6%
OVERDUE	21	13.8%	5	4.2%	29	10.0%	8	1.3%	20	7.5%	83	5.7%

MaineCare & Projected Resident Releases- Through a collaboration with Department of Health and Human Services MaineCare Division, CMs can assist residents in ensuring MaineCare is in place at discharge.

Below are January 2022 releases with MaineCare status at discharge:

- **48** resident releases in January with full MaineCare in place.
- **1** released with MaineCare Rx coverage only
- **5** released out of state



Maine Department of Corrections January 2022 Data Reporting

2.3 Opioid Use Disorder & Substance Use Disorder Treatment

The tables below highlight treatment for Opioid Use Disorder (OUD) and Substance Use Disorder (SUD) at MDOC adult correctional facilities, separated by men and women’s treatment cohorts. Waitlists are generated by clinically assessed need. Once a resident is placed on the waitlist, they are offered treatment when a slot becomes available in the appropriate treatment.

“Grand Total” row represents the total number of residents active or wait listed in a treatment program, by program name. It is possible for a resident to be active or waitlisted for multiple SUD/OUD treatment programs, therefore the “total unique participants” row shows the non-duplicated number active in, or on a waitlist for any OUD or SUD treatment. The “total unique male pop” row shows the number of male residents on the day this report was run, and the % of male population represented by the unique participants in the waitlisted and active columns.

Active/Waitlisted as of February 8, 2022, year to date completions through January 2022.

Men's OUD & SUD Treatment	Active	Waitlisted
MAT	561	116
SUD CBI-SUA	19	19
SUD Individual	54	9
SUD Living in Balance- Core	28	9
SUD Living in Balance- Relapse Prevention		2
SUD Outpatient Waitlist	21	150
SUD Prime For Life	8	15
SUD Prime Solutions	8	11
SUD Residential Treatment Waitlist	4	165
SUD RSU MVCF	37	7
SUD RSUT Helping Men Recover (MSP)	5	
SUD RSUT- CBI-SUA (MSP)	6	
SUD RSUT- LIB (MSP)	8	
SUD RSUT-MSP	19	
SUD Seeking Safety	9	2
SUD Stages of Change	3	
Grand Total	790	505
Total Unique Male Participants	608	414
Total Unique Male Population (1441)	42%	29%

Men's OUD & SUD Copmpleted 2022	Jan	YTD
MAT	40	40
SUD CBI-SUA	1	1
SUD Individual	9	9
SUD Living in Balance- Core	8	8
SUD Living in Balance- Relapse Prevention	1	1
SUD Prime Solutions	1	1
SUD RSU MVCF	2	2
SUD RSUT Helping Men Recover (MSP)	4	4
SUD RSUT- LIB (MSP)	2	2
SUD RSUT-MSP	5	5
SUD Stages of Change	9	9
Grand Total	82	82
Total Unique Male Participants	72	72

Women's OUD & SUD Treatment	Active	Waitlisted
MAT	50	26
SUD CBI-SUA	2	1
SUD Individual	8	
SUD Living in Balance- Core		2
SUD Living in Balance- Relapse Prevention	6	
SUD Outpatient Waitlist	2	1
SUD Women’s SUD Services	34	33
Grand Total	102	63
Total Unique Female Participants	64	54
Total Unique Female Population (128)	50%	42%

Women's OUD & SUD Copmpleted 2022	Jan	YTD
	0	0



Maine Department of Corrections January 2022 Data Reporting

Treatment Programming - Males

The programs listed below are the core programming for the MDOC adult facility male population.

“Grand Total” row represents the total number of residents active or wait listed in a treatment program, by program name. It is possible for a resident to be active or waitlisted for multiple treatment programs, therefore the “total unique participants” row shows the non-duplicated number active in, or on a waitlist for any program. The “total unique male pop” row shows the number of male residents on the day this report was run, and the % of male population represented by the unique participants in the waitlisted and active columns.

Active/Waitlisted as of February 8, 2022, completions for January 2022.

Men's Treatment Program	Active	Waitlisted
Alternatives To Violence		32
Anger Management	3	11
CBI-IPV	3	80
Challenge Program	12	30
Commitment To Change	4	11
Computer Coding	1	
Criminal Addictive Thinking	59	28
Helping Men Recover	18	7
Houses Of Healing	8	20
Hustle 2.0	6	18
Inside-Out Dads	10	39
Long Distance Dads		37
New Freedom	42	31
Nonviolent Communication	19	71
NVC Foundations	8	2
Planning Your Release	7	14
Problem Sexual Behavior Tx Building a Balanced Lif	9	
Problem Sexual Behavior Tx CBI-SO MVCF	40	13
Problem Sexual Behavior Tx Maintenance	2	
Problem Sexual Behavior Tx Program MVCF	8	2
Problem Sexual Behavior Tx SAPHE		1
Process Group	8	
Psychology Of Incarceration	1	42
R&R2	18	29
Recovery Club	3	1
Recovery Peer Support- Coach	8	16
Recovery Peer Support- Participant	17	7
Restorative Justice	32	2
SAFE	20	99
The Impact of Crime	12	38
Thinking for a Change		126
YARP	15	10
Grand Total	393	817
Total Unique Male Participants	320	569
Total Unique Male Population (1441)	22%	39%

Men's Program Completion	Successful
CBI-IPV	3
Criminal Addictive Thinking	8
Helping Men Recover	19
Long Distance Dads	1
Planning Your Release	1
Problem Sexual Behavior Tx Maintenance	1
R&R2	1
SAFE	2
The Impact of Crime	1
Grand Total	37



Maine Department of Corrections January 2022 Data Reporting

Treatment Programming - Females

The programs listed below are the core programming for the MDOC adult facility female population.

“Grand Total” row represents the total number of residents active or wait listed in a treatment program, by program name. It is possible for a resident to be active or waitlisted for multiple treatment programs, therefore the “total unique participants” row shows the non-duplicated number active in, or on a waitlist for any program. The “total unique female pop” row shows the number of female residents on the day this report was run, and the % of female population represented by the unique participants in the waitlisted and active columns.

Active/Waitlisted as February 8, 2022, completions for January 2022.

Women's Treatment Program	Active	Waitlisted
Anger Management		1
Criminal Addictive Thinking	6	7
Healing Trauma	1	
Healthy Relationships	9	12
Helping Women Recover	8	2
Moving On	2	12
NAMI- First Aid	2	
New Freedom	6	
Problem Sexual Behavior Tx Women	3	1
Recovery Peer Support- Coach	4	
Recovery Peer Support- Participant	22	2
SAFE	1	2
Thinking for a Change		5
Grand Total	64	44
Total Unique Female Participants	47	38
Total Unique Female Population	37%	30%

Women's Program Completion	Successful
Helping Women Recover	1
NAMI- First Aid	8
Grand Total	9



Maine Department of Corrections January 2022 Data Reporting

2.4 Statewide Education and Vocational Programming – Males and Females

The tables below show active/waitlisted as of February 8, 2022, and successful completions for January 2022.

Education & Vocational Program	Active		Waitlisted	
	F	M	F	M
Adult Basic Education	1	28		7
HiSET Prep Math		68		38
HiSET Prep Reading	1	53	1	25
HiSET Prep Social Studies	1	44		19
HiSET Prep Science	1	47		30
HiSET Prep Writing	1	58		30
HiSET/HiSET prep	1		3	4
College- Semester	46	63	3	11
College- Associate's Degree	30	38		10
College- Bachelor's Degree	5	20		2
College- Master's Degree		5		
Post-Secondary/College prep	4	1		10
College	1	31		14
SCP Education Hold		38		2
HSED waitlist (CM referral to edu.)		2		21
EMCC Badging		1		
College Transition		5		1
Servsafe Certification	7	6	5	54
Auto Mechanics		4		7
Bee Keeping				7
Building Trades		1		1
Culinary Arts	1			1
OSHA Certification	5	1	10	35
Work Ready	1	2	5	30
Small Engines		1		7
Welding		6		24
Computer Coding		1		
Master Gardener				7
NCCER		14	2	56
Grand Total	106	538	29	453

PROGRAM	Successful	
	F	M
HiSET Prep Reading		1
HSED waitlist (CM referral to edu.)		1
Carpentry Apprenticeship		1
OSHA Certification	10	
Servsafe Certification	4	3
Grand Total	14	6



Maine Department of Corrections January 2022 Data Reporting

Active in College as of 2/8/2022

Males	BCF	DCF	MCC	MSP	MVCF
College- Associate's Degree	4	-	11	16	5
College- Bachelor's Degree	6	1	1	9	2
College- Master's Degree	1	-	1	3	-
Grand Total	11	1	13	28	7

Females	MCC	SMWRC
College- Associate's Degree	14	21
College- Bachelor's Degree	1	4
College- Master's Degree	-	-
Grand Total	15	25

College Programming at MDOC

For over 20 years, the Maine Department of Corrections has been providing opportunities for residents to participate in and complete college programming. With over 100 college degrees awarded to residents since 2009, the college program has had a transformative impact on the culture of corrections and in the mindset of residents.

For more on the MDOC College Education Program, please see our report "MDOC College Program" at <https://www.maine.gov/corrections/CollegeProgramData>

Statewide Classroom Observations

Education Observation Expectations: Two observations per class cohort. Scoring scale for skill areas is 1= meets standard, 2= exceeds standard, 0=needs improvement. All classrooms have a goal of 1.5 or higher in all skill areas.

The table below shows MDOC education programming observations cumulative scores for 2022 as of February 8, 2022 (no observations have taken place to date in 2022).

Facility	All HiSET	All ABE	Work Ready	Non-Traditional	Grand Total
MCC-M					0
MCC-W					0
SMWRC					0
MVCF					0
BCF					0
MSP					0
Total	0	0	0	0	0

Skill Area	HiSET	ABE	Work Ready	Non-Traditional
Lesson Planning				
Student Engagement				
Responsiveness				
Class Mgt & Leadership				
Monitoring & Assessment				
Totals Observation Score				

Hi-SET Subtest Completions and High School Equivalency Diplomas (HSED) Earned

HiSET Subtest successful completions, by facility, by subject, for January were pulled on February 8, 2022.

Facility	HiSET Subtests Passed January 2022					Total
	Math	Reading	Science	Soc Studies	Writing	
BCF	0	1	0	0	0	1
MCC-M	0	0	0	0	0	0
MCC-F	0	0	0	0	0	0
MSP	0	0	0	0	0	0
MVCF	0	0	0	0	0	0
Total	0	1	0	0	0	1



Maine Department of Corrections January 2022 Data Reporting

HSED Completers, by facility and completion month. These numbers are pulled from CORIS and periodically compared to Department of Education records for reconciliation. The month indicated below is the actual month the HSED was awarded and issued by Maine Department of Education.

Facility	2022 Jan	2022 Feb	2022 Mar	2022 April	2022 May	2022 Jun	2022 July	2022 Aug	2022 Sept	2022 Oct	2022 Nov	2022 Dec	2022 Total
BCF	0	0	0	0	0	0	0	0	0	0	0	0	0
MCC-M	0	0	0	0	0	0	0	0	0	0	0	0	0
MCC-F	0	0	0	0	0	0	0	0	0	0	0	0	0
MSP	0	0	0	0	0	0	0	0	0	0	0	0	0
MVCF	1	0	0	0	0	0	0	0	0	0	0	0	1
Totals	0	0	0	0	0	0	0	0	0	0	0	0	1

Facility Grade Level Breakdown

This chart shows the current highest grade-level breakdown of the Adult Facility Population, as of February 9, 2022.

	Women	%	Men	%	Total	%
Null	26	20%	238	17%	264	17%
0-8 th Grade	6	5%	59	4%	65	4%
9 th -11 th	15	12%	187	13%	202	13%
HSED	74	58%	876	61%	950	61%
Technical/Trade	1	1%	9	1%	10	1%
Associate	4	3%	34	2%	38	2%
Bachelor	2	2%	33	2%	35	2%
Masters	0	0%	4	0%	4	0%
Grand Total	128	100%	1440	100%	1568	100%

Department of Education HSED 2016-2020 (completed while incarcerated)

	2016 Total	2017 Total	2018 Total	2019 Total	2020 Total
BCF	8	3	4	3	3
DCF	7	2	N/A	N/A	0
MCC-All	11	12	19	20	9
MSP	30	24	27	19	8
MVCF	22	18	20	19	15
Totals	78	59	70	61	35

Apprenticeships at MDOC

MDOC has partnered with MDOL and Maine employers to provide four registered apprenticeships to its residents. Apprenticeships provide training and career pathways to high-quality jobs that allow earn while you learn.

Apprenticeship Program	Active Participants
Carpentry	3
Culinary Arts	3
Material Handler	2
Wood Harvesting	4



Maine Department of Corrections January 2022 Data Reporting

2.5 Programming Tablets

The programming tablets in our MDOC facilities are corrections grade and operate on a closed, managed network that allows residents access to thousands of hours of free academic, vocational, life skills, and therapeutic programming designed for all learning levels. Currently there are over 700 tablets available to residents at specific levels in the following facilities: Maine State Prison, Maine Correctional Center, and Mountain View Correctional Facility.

“Productive Hours” is the total amount of time residents spent in active programming and “Total Hours” includes “Productive Hours” plus entertainment hours used. Residents earn entertainment time for active programming time.

January 2022 Tablet Data Points

Unique Active Residents	1,041
Total Productive Hours	22,734
Total Entertainment Hours	23,735
Total Hours	41,342
Average Hours per Resident	39.7
% of Total Hours that were Productive	54.99%

	Unique Active Residents	Total Productive Hours	Total Entertainment Hours	Total Hours	Average Hours per Resident	% of Total Hours that were Productive
MCC - M	162	14,855	9,934	24,789	153.0	59.93%
MCC - F	84	1,957	1,886	3,843	45.8	50.92%
MSP	620	4,831	9,920	10,540	17.0	45.83%
MVCF	175	1,091	1,995	2,170	12.4	50.28%

Department Wide Course Completions in January by Course Type

Job Skills	3209	Making Changes	179
Career Exploration	1707	Reading	124
Spirituality	1054	Recovery	99
GED	764	Legal	94
Adult Basic Education	674	Finance	81
Inspiration	658	College	46
Reentry	250	Documentaries	11
Job Search	223	ESL	1
Health	190		



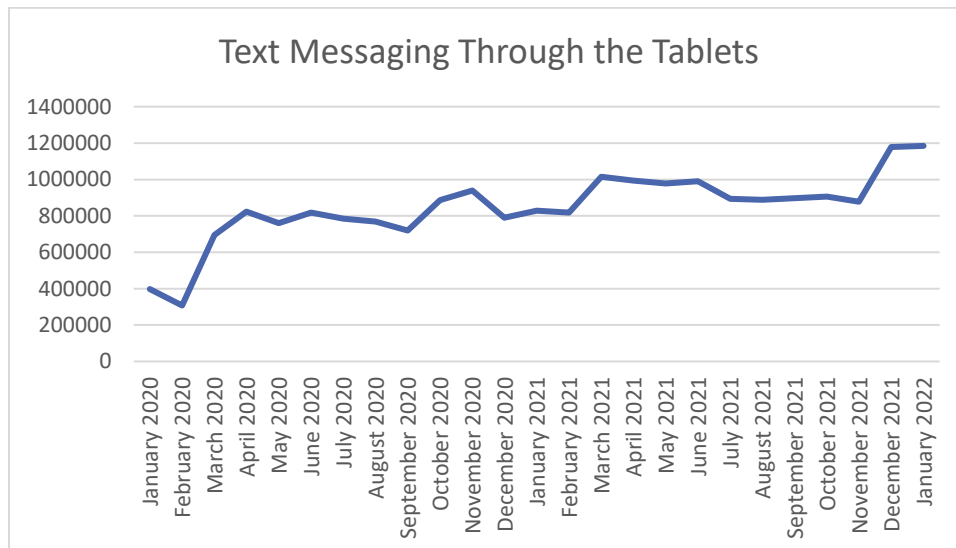
Maine Department of Corrections January 2022 Data Reporting

Top Courses Completed by Facility

MDOC tracks the courses that are completed on the tablets each month. The chart below reports the top five completed courses at each facility in January 2022.

MCC-Males	Eric the Car Guy - Idle Issues	71
	Eric the Car Guy - Electrical	53
	Eric the Car Guy - HVAC	45
	Eric the Car Guy - Brakes	42
	Eric the Car Guy - Transmissions	40
MCC-Females	Introduction to Carpentry	12
	Voting While Incarcerated - MCC	4
	Level 3 Reading Practice: The Age of Exploration	4
	Level 3 Reading Practice: Abraham Lincoln's Childhood	4
	Level 2 Reading Practice: Wildlife	4
MSP	Free Mail Reminder	341
	With Honor	176
	Eric the Car Guy - Electrical	122
	First Things First	117
	Michael G. Santos: Straight-A Guide	76
MVCF	NCCER Preparation	42
	Eric the Car Guy - Brakes	29
	Math - Decimals and Fractions	10
	Eric the Car Guy - Performance and Drivability	10
	Christmas at Central	10

The tablets also offer residents the ability to communicate with family and other supports via text messaging. The graph below shows the number of messages sent per month from all MDOC adult facilities.





Maine Department of Corrections January 2022 Data Reporting

3.0 Classification

3.1 Average Monthly Gain, by Year, by Gender

This chart shows the average gain/loss of adult facility residents, by gender and calendar year. Current year (2022) is year to date number.

Year	Average Monthly Gain		
	Males	Females	All
2015	0.83	4.08	4.92
2016	5.33	2.25	7.25
2017	1.25	0.42	1.67
2018	-6.17	2.00	-4.08
2019	-13.75	-1.00	-14.75
2020	-28.42	-1.08	-29.5
2021	-7.58	1.25	-6.25
2022 Through Jan	-1.00	18	17.00
2015-2021	-6.93	1.13	-5.82

Admissions & Releases by Facility

January 2022	BCF	DCF	MCC-M	MCC-F	MSP	MVCF	Totals
Admissions for New Charges	N/A	N/A	36	11	0	N/A	47
Admissions for Probation Violations	N/A	N/A	14	7	0	N/A	21
Releases to Probation	5	0	4	0	8	8	25
Straight Releases	7	0	9	0	4	7	27

3.2 Current Custody Ratings

Custody Rating Overtime - 2021 & 2022

		Jan 2021	Feb 2021	Mar 2021	Apr 2021	May 2021	June 2021	July 2021	Aug 2021	Sep 2021	Oct 2021	Nov 2021	Dec 2021	Jan 2022
Male	Close	11%	11%	12%	12%	12%	11%	11%	10%	10%	10%	10%	9%	9%
	Medium	51%	51%	51%	51%	50%	49%	51%	51%	52%	50%	52%	52%	52%
	Minimum	24%	23%	23%	23%	24%	24%	25%	25%	24%	24%	25%	24%	26%
	Community	11%	10%	11%	10%	9%	10%	11%	10%	11%	11%	10%	10%	10%
	Unclassified	3%	5%	3%	4%	5%	6%	2%	4%	3%	5%	4%	5%	3%
	Grand Total	100%	100%	100%	100%	100%	100%	100%	100%	100%	100%	100%	100%	100%

Female	Close	2%	2%	2%	2%	2%	2%	2%	2%	2%	2%	2%	1%	1%
	Medium	28%	28%	29%	24%	26%	25%	31%	35%	37%	36%	38%	35%	35%
	Minimum	28%	28%	27%	34%	37%	39%	35%	33%	28%	28%	31%	35%	36%
	Community	41%	37%	40%	35%	32%	27%	31%	27%	30%	28%	26%	20%	20%
	Unclassified	1%	5%	2%	4%	2%	7%	1%	3%	2%	5%	4%	8%	8%
	Grand Total	100%	100%	100%	100%	100%	100%	100%	100%	100%	100%	100%	100%	100%



Maine Department of Corrections January 2022 Data Reporting

3.3 Facility Transfers

Number of Transfers between Facilities

Transfer from Location	Transfer to Location	21-Jan	21-Feb	21-Mar	21-Apr	21-May	21-Jun	21-Jul	21-Aug	21-Sep	21-Oct	21-Nov	21-Dec	22-Jan
Bolduc Correctional Facility	DCF	N/A	N/A	N/A	N/A	N/A	N/A	N/A	N/A	N/A	N/A	N/A	N/A	4
	MCC	0	0	0	0	0	0	0	0	0	0	0	0	0
	MSP	2	3	2	0	0	5	2	5	2	1	1	4	2
	MVCF	0	5	2	0	1	0	0	0	0	0	0	0	0
Downeast Correctional Facility	BCF	N/A	N/A	N/A	N/A	N/A	N/A	N/A	N/A	N/A	N/A	N/A	N/A	0
	MCC	N/A	N/A	N/A	N/A	N/A	N/A	N/A	N/A	N/A	N/A	N/A	N/A	0
	MSP	N/A	N/A	N/A	N/A	N/A	N/A	N/A	N/A	N/A	N/A	N/A	N/A	0
	MVCF	N/A	N/A	N/A	N/A	N/A	N/A	N/A	N/A	N/A	N/A	N/A	N/A	0
Maine Correctional Center	DCF	N/A	N/A	N/A	N/A	N/A	N/A	N/A	N/A	N/A	N/A	N/A	N/A	0
	BCF	0	0	0	0	0	16	17	17	6	5	0	21	1
	MSP	0	2	15	2	22	21	6	19	4	5	42	29	19
	MVCF	22	29	25	37	16	30	31	10	17	9	8	15	7
Maine State Prison	DCF	N/A	N/A	N/A	N/A	N/A	N/A	N/A	N/A	N/A	N/A	N/A	N/A	0
	BCF	3	13	6	3	19	13	9	5	10	5	1	5	12
	MCC	0	2	1	0	1	0	1	1	1	0	1	0	1
	MVCF	2	6	1	10	10	7	21	1	13	6	3	5	4
Mountain View Correctional Facility	DCF	N/A	N/A	N/A	N/A	N/A	N/A	N/A	N/A	N/A	N/A	N/A	N/A	7
	BCF	0	1	2	1	2	0	1	0	1	1	0	0	0
	MCC	5	10	1	2	1	2	0	1	0	0	0	0	0
	MSP	0	1	0	6	0	0	7	3	7	5	1	1	2
Grand Total		34	72	55	61	72	94	95	62	61	37	57	80	59



Maine Department of Corrections January 2022 Data Reporting

Return to Higher Custody by Facility

Transfers to higher custody are listed based on the incident reason connected to the date of transfer. For any transfer that does not have a related incident, the transfer reason is listed towards the bottom of the section for each facility.

Facility	Incident Reason	21-Jan	21-Feb	21-Mar	21-Apr	21-May	21-Jun	21-Jul	21-Aug	21-Sep	21-Oct	21-Nov	21-Dec	22-Jan	
BCF	Assault-Cl. on Cl. w/out Ser. Inj.						2								
	Contraband Found - Drugs			1					1	1	1				
	Contraband Found - Medication														
	Contraband Found - Tobacco						1								
	Drug Test - Positive						1								
	Failure to Comply/Program									1					
	Fight-Client on Client													2	
	<i>Below are transfer reasons for those transfers without a related incident</i>														
	Change of Custody Level								1						
	Higher Security	1	1	1						1				3	
	Medical	1	2					1	1				1		
	Population Distribution													1	
	Safety									1					
	Security									2					
BCF Totals	2	3	2	0	0	5	2	5	2	1	1	4	2		
MVCF	Assault-Client on Cl. w/ Ser. Injury								1						
	Assault-Cl. on Cl. w/out Ser. Inj.									2	2			1	
	Contraband Found - Medication									1					
	Contraband Found - Tobacco						1								
	Drug Test - Positive	1	1											1	
	Fight-Client on Client								1						
	Suicide Behavior, With Injury				1			1							
	Self-Inflicted Injury	1	1												
	Threatening (to staff)			1											
	<i>Below are transfer reasons for those transfers without a related incident</i>														
	Change of Custody Level				5										
	Higher Security									1	3	1			
	Medical		1						2	1	1	1	1	1	
	Population Distribution	3	8		2	1									
Security						1	4			1					
MVCF Totals	5	11	1	8	1	2	7	4	7	5	1	1	2		



Maine Department of Corrections January 2022 Data Reporting

Supervised Community Confinement Program (SCCP)

The purpose of the Supervised Community Confinement Program is to provide a means of successful reentry of facility residents into the community. Residents transferred to supervised community confinement are still considered facility residents while in the program. The place of confinement is in the community, rather than in a correctional facility. Participation in this program is a privilege that may be afforded to residents who meet the established criteria.

Current Participants by Facility

BCF	21
MVCF	24
SMWRC	8
Total	53

Current Participants by Region

Region 1	7
Region 2	19
Region 3	27
Total	53

Current Participants Race & Gender Demographics

Race	SCCP Participants		MDOC Population	
	M	F	M	F
Asian	2.2%	0.0%	0.5%	0.0%
Black or African American	6.7%	0.0%	11.7%	5.5%
Native American	2.2%	0.0%	2.7%	5.5%
Native Hawaiian	0.0%	0.0%	0.1%	0.0%
Two or More Races	0.0%	0.0%	1.9%	2.3%
Unknown	2.2%	0.0%	4.2%	0.8%
White	86.7%	100.0%	79.0%	85.9%
Total	100%	100%	100%	100%

		Totals 2021	Jan 2022	YTD 2022
Male	SCCP Placements	53	15	15
	SCCP Completions	34	1	1
	Violations	3	3	3
Female	SCCP Placements	34	0	0
	SCCP Completions	35	4	4
	Violations	4	1	1
All	SCCP Placements	87	15	15
	SCCP Completions	69	5	5
	Violations	7	4	4



Maine Department of Corrections January 2022 Data Reporting

4.0 Prison Industries Report

Prison Industries exist at all adult facilities and provides vocational skill training and work opportunities for residents. The wage earned goes towards room and board, paying fines and restitution, and for resident expense and savings accounts.

The chart breaks down each job by facility location, number of employees, and total of numbers worked during a given month's pay period. Depending when paydays fall, one month can show an extra pay week.

Resident Jobs by Facility and Wages Earned

Facility	Job Designation	January 2022	
		# of Employees	Total Hours
BCF	Showroom	2	144.0
BCF	Plate Shop	8	878.0
MSP	Upholstery PIE Program	3	152.5
MSP	Upholstery	6	353.6
MSP	Woodshop	69	3,138.0
MSP	Metal Shop	6	337.4
MSP	Finishing Shop	12	586.9
MSP	Card Design/ Drawing	-	-
MSP	Fly Tying	-	-
MCC	Upholstery	5	292.50
MCC	Stitching & Embroidery	17	186.00
MCC	Print Shop	4	215.00
MVCF	Pine Grove	-	-
MVCF	Sawmill	9	637.50
MVCF	Tug Toys	-	-
MVCF	Woodshop	3	453.50
Grand totals		144.00	7,374.90

Total Wages Paid Out by Month

The chart below shows by month, the total wages paid to all Industries resident employees for the hours worked in the chart above.

Facility	21-Oct	21-Nov	21-Dec	22-Jan
MSP/BCF	\$32,602.97	\$20,299.34	\$35,569.76	\$19,440.70
MCC/SMWRC	\$1,932.75	\$2,078.46	\$2,289.13	\$1,497.15
MVCF	\$4,997.00	\$3,240.25	\$5,012.50	\$2,460.50
Grand Total	\$39,532.72	\$25,618.05	\$42,871.39	\$23,398.35



Maine Department of Corrections January 2022 Data Reporting

5.0 Office of Victim Services

January 2022 Highlights

Victim Notification:

MDOC, Office of Victim Services (OVS) registers victims of crime for notification of adult or juvenile resident release and enforce such requests as outlined in Statute.

- Number notification requests assisted by the MDOC OVS: 7
- Total new victims registered for notification in January 2022: 10

Safety planning:

OVS advocates track information pertaining to releases of persons with problem sexual behavior or domestic violence history into the community. The victim advocate(s) provides support services, referrals, resources and safety planning to crime victims prior to a registered person with problem sexual behavior or domestic violence history being released from an MDOC facility.

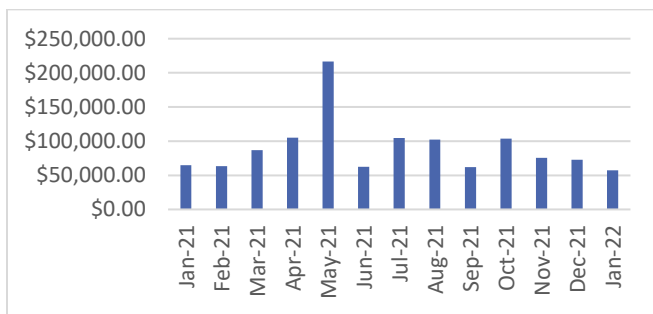
Victim wrap around meetings, or “victim safety planning meetings”, are offered to all victims, and/or victim’s parents/guardians if the victim is a minor, in preparation for the resident’s release.

- Safety Planning meetings for January 2022 – 0

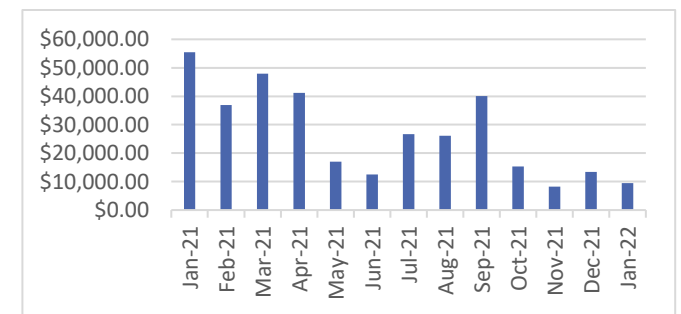
Restitution:

- Collected: \$57,137.80
- Disbursed to victims: \$79,006.35
- Cases researched: 111
- Victim contacts involved: 176
- Amount only disbursed due to research of OVS: \$9,505.74

RESTITUTION COLLECTION



MONIES DISBURSED DUE TO ADVOCATE RESEARCH





Maine Department of Corrections January 2022 Data Reporting

6.0 Adult Community Corrections

6.1 Adult Community Caseloads as of January 31, 2022

“Active” clients are any probationer on community supervision that requires direct contact on a regular basis. “Passive” clients require less contact on a regular basis. Clients on a passive status can be placed on active status at any time.

Client Status		Reg I	Reg II	Reg III	Grand Total
Active	Probation	803	1239	1069	3111
	Parole	2	5	2	9
	SCCP	7	20	26	53
	Interstate Compact In	72	73	98	243
	Pending Violation	135	125	145	405
	Pending Violation - Incarcerated	95	110	97	302
Passive	County Jail	16	20	28	64
	Partial Revocation - County Jail	12	15	9	36
	Interstate Active Detainer	12	0	0	12
	Interstate Compact Out	71	48	44	163
	Warrant Absconded	225	365	361	951
	Escape	0	1	0	1
Grand Total		1450	2021	1879	5350

Client Status		Asian		Black or African American		Native American		Native Hawaiian or Pacific Islander		Two or More Races		Unknown		White		Grand Total
		M	F	M	F	M	F	M	F	M	F	M	F	M	F	
Active	Probation	14	0	154	9	49	15	1	0	15	6	59	12	2246	531	3111
	Parole	0	0	0	0	0	0	0	0	0	0	0	0	9	0	9
	SCCP	1	0	3	0	1	1	0	0	0	0	1	0	38	8	53
	Interstate Compact In	1	0	11	1	4	0	2	0	0	1	8	1	167	47	243
	Pending Violation	0	0	16	2	4	2	0	0	3	0	7	3	288	80	405
	Pending Violation - Incarcerated	0	1	25	0	7	3	0	0	1	0	7	2	228	28	302
	Total	0	0	5	1	0	1	0	0	0	0	0	0	50	7	64
Passive	County Jail	0	0	1	0	0	0	0	0	0	0	1	0	10	0	12
	Interstate Active Detainer	2	1	49	6	3	0	0	0	3	0	8	1	76	14	163
	Interstate Compact Out	0	0	0	0	2	1	0	0	1	0	2	0	24	6	36
	Partial Revocation - County Jail	4	1	86	7	20	3	1	0	5	2	49	10	627	136	951
	Warrant Absconded	0	0	0	0	0	0	0	0	0	0	0	0	1	0	1
Total	22	3	350	26	90	26	4	0	28	9	142	29	3764	857	5350	



Maine Department of Corrections January 2022 Data Reporting

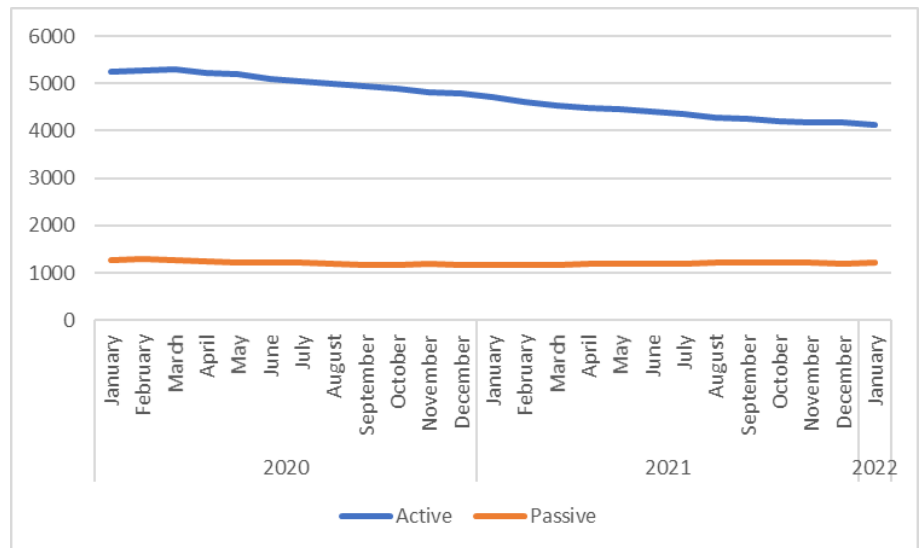
6.2 Average Age and Race of Adult Probationers by Gender on 1/31/2022

	Male	Female
Average Age	40	40

Race	Male		Female	
	Count	Percentage	Count	Percentage
Asian	22	0.50%	3	0.32%
Black or African American	350	7.95%	26	2.74%
Native American	90	2.05%	26	2.74%
Native Hawaiian or Pac. Islander	4	0.09%	0	0.00%
Two or More Races	28	0.64%	9	0.95%
Unknown	142	3.23%	29	3.05%
White	3764	85.55%	857	90.21%
Grand Total	4400	100%	950	100%

6.3 Community Population Over Time

		Active	Passive
2020	February	5271	1285
	March	5302	1270
	April	5220	1248
	May	5187	1213
	June	5097	1209
	July	5041	1205
	August	4993	1191
	September	4935	1177
	October	4886	1169
	November	4824	1188
	December	4792	1162
2021	January	4709	1162
	February	4623	1158
	March	4528	1174
	April	4478	1202
	May	4448	1193
	June	4396	1186
	July	4348	1197
	August	4273	1208
	September	4244	1226
	October	4216	1226
	November	4184	1211
	December	4188	1198
2022	January	4125	1225





Maine Department of Corrections January 2022 Data Reporting

6.4 Community Investigations

Completed in 2022 Investigation Type	Region 1		Region 2		Region 3		Dept. Jan. Total	Dept. YTD Total
	Jan	YTD	Jan	YTD	Jan	YTD		
Furlough Investigation	0	0	0	0	0	0	0	0
Pardon	0	0	0	0	0	0	0	0
Pre-Sentence Investigation	0	0	0	0	0	0	0	0
SCCP	4	4	6	6	5	5	15	15
Interstate Compact Investigations	0	0	0	0	0	0	16	16
Totals	4	4	6	6	5	5	31	31

6.5 Leading the Way

In August 2021, MDOC opened “Leading the Way”, a 12 bed Transitional Living Program in Bangor. The community-based transitional residential program provides a safe, structured, living residence designed around engagement with needed supports and services, including behavioral health, independent living skills, and other targeted intervention services to help individuals rebuild after justice involvement.

	On Probation	On SCCP	Total
Current Census	6	6	12

	Beginning Census	Admissions	Discharges	Violations	End of Month Census
August 2021	0	6	0	1	5
September 2021	5	3	1	0	7
October 2021	7	0	1	0	6
November 2021	6	3	1	0	8
December 2021	8	4	2	1	9
January 2022	9	3	0	0	12

- Waitlisted: 10 (applications reviewed and approved, with future eligibility to move in)
- Pending admissions: 2 (projected for March 2022)

6.6 Probation Successful Completion:

A completion of probation is considered successful when a client is transferred from probation to society because their probation has terminated due to completion of the sentence. Should a client have a full revocation, or a partial revocation with termination, then their probation ends unsuccessfully.

Probation Completions in January 2022	
Successful Completions	165
Full or Partial Revocations with Termination	31
Successful Completion Rate	84%



Maine Department of Corrections January 2022 Data Reporting

6.7 Violations & Revocations

Violations are broken up into three categories and are detailed below to help better understand the table.

- Felony – Probation Violation based on new criminal conduct that is a felony charge.
- Misdemeanor – Probation Violation based on new misdemeanor charges.
- Technical Violation – Probation violation that is technical in nature. Examples include- failure to report, contact with a victim, failure to participate in treatment, and absconding from probation (not limited to these).

Revocations are broken up into three categories and are detailed below to help better understand the table.

- Full Revocation – A probationer has violated the terms of their current probation and will be serving their underlying sentence at a MDOC facility.
- Probation Revocation with Continuation – Probationer will be serving time for a probation violation in either a county jail or in a MDOC facility. Upon release, the probationer will continue probation.
- Probation Revocation with Termination – Probationer will serve time for their probation violation in a county jail or MDOC facility. Upon release, the person will not be on probation.

January 2022 Revocations by Type and Region		County Jail						MDOC Facility					
		Male			Female			Male			Female		
Violation Type	Revocation Type	R 1	R 2	R 3	R 1	R 2	R 3	R 1	R 2	R 3	R 1	R 2	R 3
Felony	Full Revocation	0	0	0	0	0	0	1	2	1	1	0	1
	Probation Revocation with Continuation	2	2	2	0	0	1	0	0	0	0	0	0
	Probation Revocation with Termination	2	2	3	0	0	0	1	2	0	0	0	0
Misdemeanor	Full Revocation	1	0	0	0	0	0	0	0	0	0	0	0
	Probation Revocation with Continuation	1	5	2	1	1	0	0	0	0	0	0	0
	Probation Revocation with Termination	1	2	2	0	1	1	0	0	1	0	0	0
Technical	Full Revocation	0	0	0	0	0	0	0	0	0	0	0	0
	Probation Revocation with Continuation	4	4	2	0	1	0	2	0	0	0	0	0
	Probation Revocation with Termination	3	1	1	0	0	0	0	0	0	1	0	0
Grand Total		1	16	12	1	3	2	4	4	2	2	0	1



Maine Department of Corrections
Correctional Programming Division
25 Tyson Drive
Augusta, ME 04330
Phone (207) 287-2711
Fax (207) 287-4370
<http://www.maine.gov/corrections>

Making our communities safer by reducing harm through supportive intervention, empowering change, and restoring lives is the mission of the Maine Department of Corrections.