

# August 2023

# MDOC Adult Data Report



## MDOC Data Team

This document contains key adult correctional data points to assist management and staff in making evidence-based decisions.

Randall Liberty  
Commissioner

Anthony Cantillo  
Deputy Commissioner

Maine Department of Corrections  
25 Tyson Drive  
State House Station 111  
Augusta Maine 04333-0111  
207-287-2711

9/8/2023



# Maine Department of Corrections August 2023 Data Reporting

---

## Contents

1.0 Population & Demographics .....	3
1.1 Incarcerated Population .....	3
1.2 Behavioral Health Services .....	4
1.3 Administrative Control Unit Population .....	5
1.4 Restrictive Housing Population .....	6
2.0 Correctional Programming .....	9
2.1 Resident Classification Reviews .....	9
2.2 DOC Programming by Type .....	10
2.3 Programming Tablets .....	11
3.0 Classification .....	12
3.1 Average Monthly Gain, by Year, by Gender .....	12
3.2 Current Custody Ratings .....	12
3.3 Facility Transfers .....	13
4.0 Supervised Community Confinement Program (SCCP) .....	14
5.0 Prison Industries Report .....	15
6.0 Office of Victim Services .....	16
7.0 Adult Community Corrections .....	17
7.1 Adult Community Caseloads .....	17
7.2 Average Age and Race of Adult Probationers by Gender .....	18
7.3 Community Population Over Time .....	18
7.4 Community Investigations .....	19
7.5 Leading the Way .....	19
7.6 Probation Successful Completion: .....	19
7.7 Violations & Revocations .....	19



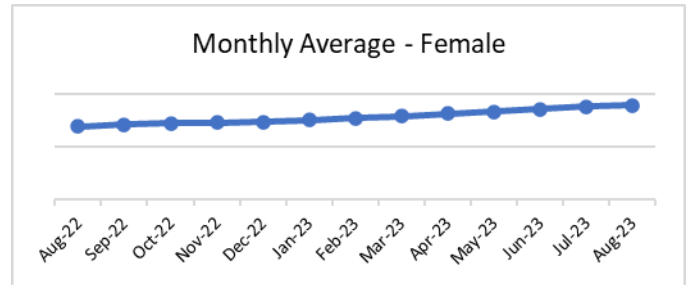
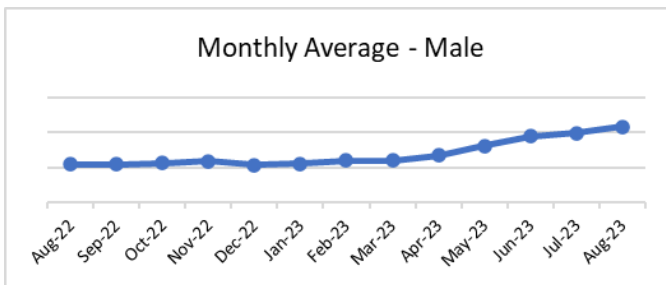
# Maine Department of Corrections August 2023 Data Reporting

## 1.0 Population & Demographics

### 1.1 Incarcerated Population

2022-2023 average population, by month, by gender. Average Population YTD is based only on 2023 months.

Month-Year	Male	Female	Total
August 2022	1509	139	1648
September 2022	1509	143	1652
October 2022	1512	145	1657
November 2022	1518	147	1665
December 2022	1506	148	1654
January 2023	1510	152	1662
February 2023	1520	155	1675
March 2023	1519	159	1678
April 2023	1534	164	1698
May 2023	1561	168	1729
June 2023	1589	172	1761
July 2023	1599	177	1776
August 2023	1617	180	1796
<b>Average Population YTD</b>	<b>1556</b>	<b>166</b>	<b>1722</b>



### Population Demographics

#### Average Age

	Male	Female
August 2023	41	37

### Racial Breakdown by Gender

	Male	Female
Asian	0.31%	0.54%
Black or African American	11.45%	4.32%
Native American	3.03%	2.16%
Native Hawaiian	0.0%	0.0%
Two or More Races	1.49%	0.0%
Unknown	2.35%	0.54%
White	81.37%	92.43%
<b>Totals</b>	<b>100%</b>	<b>100%</b>



# Maine Department of Corrections August 2023 Data Reporting

## Current Population by Controlling Sentence

The table to the right shows the total population by controlling sentence. The 47 in the “Null” category is a result of the correctional information system not being able to determine a controlling sentence. The “Attempt” category represents several offense types where the controlling offense was attempted but not successful. Controlling offense reflects all adult facility population on September 1, 2023.

Controlling Sentence	Total	%	Controlling Sentence	Total	%
Null	47	3%	Murder	214	12%
Arson	31	2%	Other	1	0%
Assault/Threaten	276	15%	OUI	17	1%
Attempt	15	1%	Property Damage	8	0%
Bail	15	1%	Public Admin	22	1%
Burglary	76	4%	Public Safety	1	0%
Conspiracy	2	0%	Robbery	100	6%
Drugs- Trafficking	419	23%	Sex Offenses	238	13%
Drugs- Possession	35	2%	Solicitation	1	0%
Drugs- Other	11	1%	Stalking/Terrorize	9	0%
Falsification	17	1%	Theft	90	5%
Forgery	4	0%	Traffic Criminal	57	3%
Kidnapping	16	1%	Trespass	4	0%
Manslaughter	66	4%	Weapons	13	1%

## 1.2 Behavioral Health Services

Wellpath provided behavioral health services for August 2023:

- Substance use disorder assessments — 75
- Behavioral health intakes — 114
- Behavioral health sick calls answered — 528
- Adult facility residents on psych meds — 1162
  - 157 females
  - 1005 males
- IMHU screenings — 4
- IMHU groups offered — 97
- Number of times IMHU residents attended groups — 351
- Average number of IMHU daily individual therapy sessions — 6

## Intensive Mental Health Unit (IMHU) Average Population

MDOC recognizes the need to provide structured intensive mental health services in a specialized mental health housing unit to accommodate the needs of male prisoners experiencing serious mental health problems.

The table to the right shows the average daily population in the IMHU by month, while below shows annual ADP.

Month/Year	Average Pop
August 2022	23
September 2022	23
October 2022	24
November 2022	25
December 2022	27
January 2023	26
February 2023	26
March 2023	26
April 2023	26
May 2023	26
June 2023	25
July 2023	23
August 2023	24
<b>Average Pop 2023</b>	<b>25</b>

Year	2014	2015	2016	2017	2018	2019	2020	2021	2022	2023
ADP	22	21	22	26	26	27	23	27	26	25

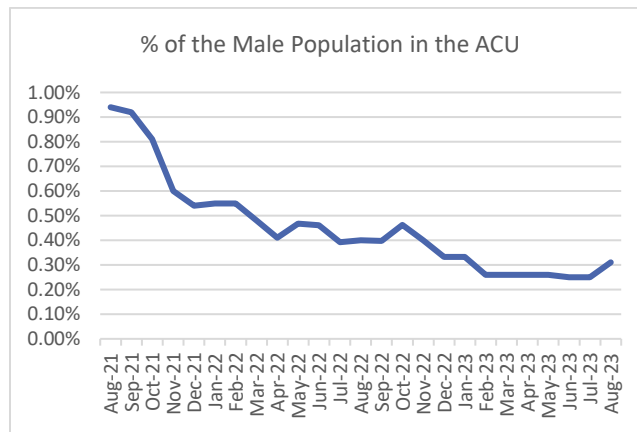


# Maine Department of Corrections August 2023 Data Reporting

## 1.3 Administrative Control Unit Population

The Administrative Control Unit (ACU) is a housing unit at the Maine State Prison for residents in need of an extended period of intensive security and programming, when a return to a larger general population may pose an on-going or serious threat to the safety of others, risk of escape, or another repeated or serious threat to facility security. Residents in the ACU are afforded at least four (4) hours of time out of cell, per day, and are afforded access to programs, services, and communications comparable to general population housing areas.

The percent of the adult male population that was housed in the Administrative Control Unit (ACU) during the month of August 2023 was 0.31% (5 residents). The percent of the adult male population in ACU over the past two years is shown in the graph below.



The below tables show the demographics of residents in the Administrative Control Unit during the month of August 2023.

Race	Males	
Asian	0	0.00%
Black or African American	1	20.00%
Native American	0	0.00%
'Native Hawaiian or Pacific Islander	0	0.00%
Two or More Races	0	0.00%
Unknown	0	0.00%
White	4	80.00%

Age Groups	Males	
20's	1	20.00%
30's	2	40.00%
40's	2	40.00%
50's	0	0.00%
60's	0	0.00%
70's	0	0.00%



# Maine Department of Corrections August 2023 Data Reporting

## 1.4 Restrictive Housing Population

Restrictive housing at MDOC is defined as housing that separates a resident from the general population and restricts the resident to his or her cell twenty-two (22) hours or more per day for the safe and secure operation of the facility.

Administrative status is the MDOC’s designation used when placing a resident in restrictive housing. Administrative status is the placement of a resident in a cell in a restrictive housing unit separated from the general population or in another housing unit only for as long as necessary as a result of a determination that there is a direct threat to the safety of persons or a clear threat to the safe and secure operation of the facility if the prisoner is on a less restrictive status.

The number of stays below and to the left are the number of times any resident spent any amount of time on the status during the month of July 2023. The number of unique residents below and to the right, are the number of residents that spent any amount of time on the status during the month of August 2023.

Number of Stays for Each Status	Male	Female
Administrative Status	55	1
Disciplinary Segregation	5	0

Number of Unique Residents for Each Status	Male	Female
Administrative Status	44	1
Disciplinary Segregation	4	0

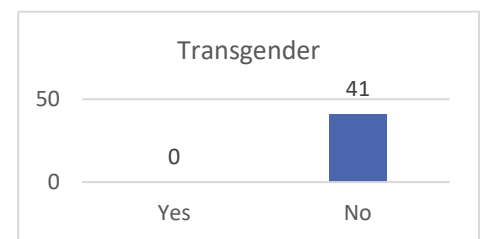
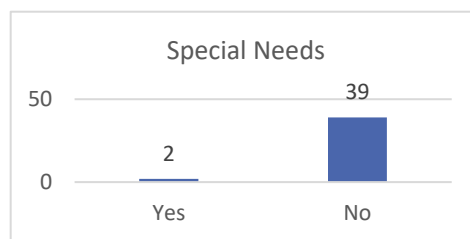
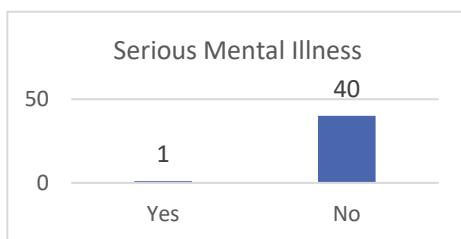
The below tables show the demographics of residents on a restrictive housing status during the month of August 2023.

Race	Male		Female	
Asian	0	0.0%	0	0.0%
Black or African American	12	25.5%	0	0.0%
Native American	1	2.1%	0	0.0%
Nat. Hawaiian or Pac. Islander	0	0.0%	0	0.0%
Two or More Races	1	2.1%	0	0.0%
Unknown	0	0.0%	0	0.0%
White	33	70.2%	1	100.0%

Age Groups	Male		Female	
20's	22	46.8%	1	100.0%
30's	15	31.9%	0	0.0%
40's	5	10.6%	0	0.0%
50's	2	4.2%	0	0.0%
60's	2	4.2%	0	0.0%
70's	1	2.1%	0	0.0%
80's	0	0.0%	0	0.0%

An administrative status placement is an option of last resort, to be used only when a less restrictive alternative has not been or would not be effective to resolve the threat posed. This is especially important if a client has any medical or mental health condition that might contraindicate the placement.

In August, there was one resident with a severe mental illness, two residents with special needs, and no residents who identified as transgender at time of Administrative Status placement. “Special needs” refers to residents with higher psychiatric acuity who need consistent/regular and frequent engagement with the mental health and psychiatric teams.





# Maine Department of Corrections August 2023 Data Reporting

For residents placed on Administrative Status during the month of August 2023, the following table lists the reasons for the Administrative Status placement.

Reason for Placement	# of Residents	Reason for Placement	# of Residents
Physical Altercation	25	Possession of a Weapon	2
Refusing Staff Orders	9	Damaging DOC Property	1
Drug Possession	3	PREA	1
Threatening Staff	3	Threat to Own Safety	1
Fear for Own Safety	2	Threatening Others	1

## Average Daily Population on a Restrictive Housing Status by Type

The below tables show the average daily population of residents on a restrictive housing status, as well as the ADP on those statuses as a percent of the total population for the month of August 2023.

Male	
Restrictive Housing Type	ADP on Status
Administrative Status	5.55
Disciplinary Segregation	2.42
Daily Average of Males on RH Status	7.97
% of Male Population on RH Status	0.49%

Female	
Restrictive Housing Type	ADP on Status
Administrative Status	0.06
Disciplinary Segregation	0.00
Daily Average of Females on RH Status	0.06
% of Female Population on RH Status	0.03%

## Average Daily Population on a Restrictive Housing Status by Type and Facility

Gender	Facility	Average Daily Population on Administrative Status in August 2023
Females	MCC	0.06
	Daily Average of Females on Administrative Status	0.06
	% of Female Population on Administrative Status	0.03%
Males	MSP	4.39
	MCC	0.90
	MVCF	0.26
	Daily Average of Males on Administrative Status	5.55
	% of Male Population on Administrative Status	0.34%
All Residents Daily Average on Administrative Status		5.61
% of Total Population on Administrative Status		0.32%

Gender	Facility	Average Daily Population on Disciplinary Segregation Status in August 2023
Females	MCC	0.00
	Daily Average of Females on Disciplinary Segregation	0.00
	% of Female Population on Disciplinary Segregation	0.00%
Males	MSP	2.42
	MCC	0.00
	MCVCF	0.00
	Daily Average of Males on Disciplinary Segregation	2.42
	% of Male Population on Disciplinary Segregation	0.15%
All Residents Daily Average on Disciplinary Segregation		2.42
% of Total Population on Disciplinary Segregation		0.13%

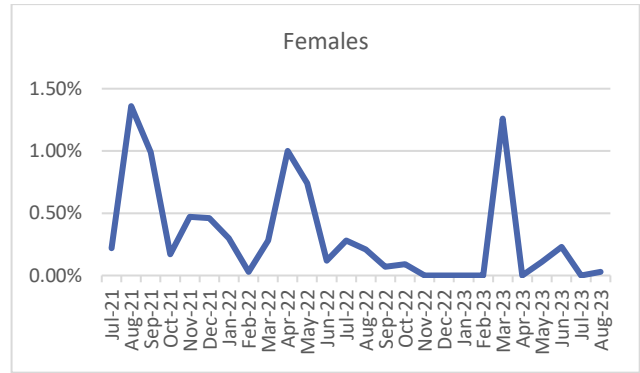
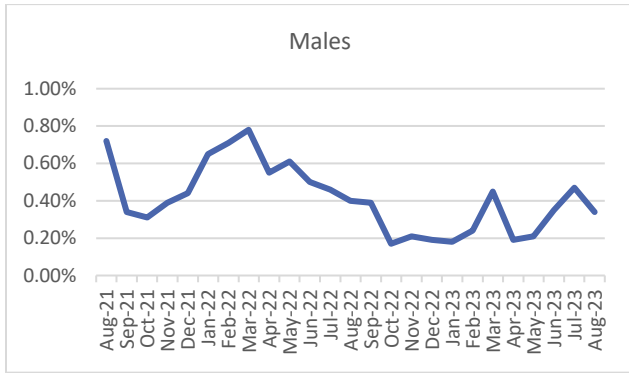


# Maine Department of Corrections August 2023 Data Reporting

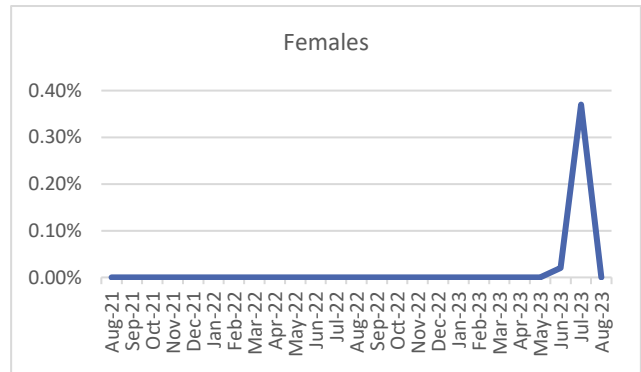
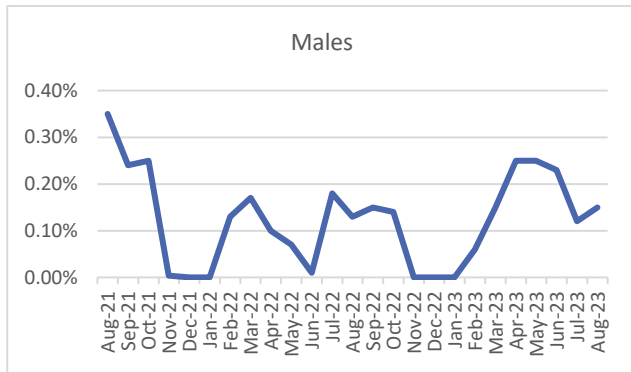
## Average Daily Population on a Restrictive Housing Status as a Percent of the Population

The below graphs show the average daily population as a percent of the population for each type of Restrictive Housing status.

### Percent of the Population on Administrative Status



### Percent of the Population on Disciplinary Segregation



## Average Length of Completed Stay on a Restrictive Housing Status

The tables below show the average number of days residents spent on each status. The data includes all residents whose status ended during each month.

Males	Admin	Disc
Aug-22	3.08	33.00
Sept-22	4.71	None Completed
Oct-22	2.48	57.00
Nov-22	2.92	None Completed
Dec-22	1.86	None Completed
Jan-23	1.64	None Completed
Feb-23	2.84	None Completed
Mar-23	2.53	None Completed
Apr-23	2.93	None Completed
May-23	2.19	None Completed
Jun-23	2.59	76.00
Jul-23	2.63	132.00
Aug-23	3.75	8.5

Females	Admin	Disc
Aug-22	2.00	None Completed
Sept-22	2.00	None Completed
Oct-22	1.00	None Completed
Nov-22	None Completed	None Completed
Dec-22	None Completed	None Completed
Jan-23	None Completed	None Completed
Feb-23	None Completed	None Completed
Mar-23	3.00	None Completed
Apr-23	None Completed	None Completed
May-23	5.00	None Completed
Jun-23	3.00	None Completed
Jul-23	None Completed	20.00
Aug-23	1.00	None Completed





# Maine Department of Corrections August 2023 Data Reporting

## 2.0 Correctional Programming

### 2.1 Resident Classification Reviews

Client classification is a correctional process by which each resident is rated per his/her institutional risk and is used to determine an appropriate housing unit. There are four classifications for MDOC residents, including: Close, Medium, Minimum, and Community. An Initial Classification is performed upon admission to a correctional facility after completion of intake assessments. After the initial classification, residents with more than 5 years must be reviewed annually. Residents with 5 years or less remaining, or who are transgender, or intersex must be reviewed every 6 months. Case Managers and Unit Teams combined are responsible for keeping classifications up to date.

Classification reviews by facility can be found below (*as of September 5, 2023*).

Classification Review Status	BCF	DCF	MCC-F	MCC-M	MSP	MVCF	Total
Ok	150	31	126	143	602	191	1243
Coming Due	40	14	33	50	151	58	346
Coming Due- Pending Classification	1	0	5	1	6	7	20
Overdue- Pending Classification	0	0	3	11	6	5	25
Overdue	16	1	7	16	2	0	42
<b>Grand Total</b>	<b>207</b>	<b>46</b>	<b>174</b>	<b>221</b>	<b>767</b>	<b>261</b>	<b>1676</b>

**Case Managers (CM) and Case Plans (CP)** The table refers to the status of resident case plans, as well as the percentage of resident reentry case plan notes entered that are required per MDOC policy (*as of September 5, 2023*).

	BCF	DCF	MCC-F	MCC-M	MSP	MVCF	All Facility Average
Case Plan OK	89%	83%	84%	92%	96%	91%	89%
Old CP Review	7%	2%	12%	6%	1%	5%	6%
Old CM	4%	15%	4%	2%	3%	4%	5%
Reentry %	89%	83%	84%	92%	96%	91%	89%

**MaineCare & Projected Resident Releases-** Through a collaboration with Department of Health and Human Services MaineCare Division, Case Managers can assist residents in ensuring MaineCare is in place at discharge for all who qualify.

Below are August 2023 releases with MaineCare status at discharge:

- **55** resident releases with full MaineCare in place
- **2** out of state addresses
- **1** released to county jail
- **1** private insurance
- **1** declined to apply

Recovery Coach Data August 2023	BCF	MCC-F	MCC-M	MSP	MVCF	SMWRC	Totals
Trained and Active Coaches	2	6	11	18	14	6	<b>57</b>
Coaching Hours Provided	131.5	58.5	73	107	108	7	<b>485</b>
Residents Receiving Coaching	12	23	13	60	18	33	<b>159</b>



# Maine Department of Corrections August 2023 Data Reporting

**2.2 DOC Programming by Type** Active and waitlisted numbers are non-duplicated in each treatment or programming area, as of September 7, 2023.

Substance Use Disorder Treatment “Tier 2” outpatient level treatment services:

		Active	Waitlisted
Tier 2	Female	19	50
	Male	128	243

Substance Use Disorder Treatment “Tier 1” residential level treatment services:

		Active	Waitlisted
Tier 1	Female	7	5
	Male	41	22

Medications for Substance Use Disorder (MSUD) treatment services:

		Active	Waitlisted
MSUD	Female	111	4
	Male	719	25

Education Programming, excluding college degree programs:

		Active	Waitlisted
Education Programs	Female	22	11
	Male	212	115

College, and College Degree Programs:

		Active	Waitlisted
College	Female	40	7
	Male	149	14

Vocational Programming:

		Active	Waitlisted
Vocational Programs	Female	9	4
	Male	194	156

**Other Programming:**

Program Name	Active		Waitlisted	
	F	M	F	M
Anger Management	0	12	1	28
CBI-IPV	0	10	0	119
Grief And Loss	1	0	1	0
Healthy Relationships	5	0	12	0
Houses Of Healing	0	6	0	18
Hustle 2.0	0	15	0	9
Inside-Out Dads	0	0	0	82
Long Distance Dads	0	1	0	21
MBH - Parenting Inside Out	3	0	12	0
MPRN	0	4	0	8
New Freedom	3	18	1	20
Nonviolent Communication	0	2	1	68
NVC Foundations	0	1	0	2
Planning Your Release	0	3	0	29
Preparing For Release	0	0	0	1
Prison Fellowship Academy	0	0	0	5
Problem Sexual Behavior Tx Building a Balanced Life	0	50	0	29
Psychology Of Incarceration	0	0	0	28
R&R2	0	11	0	9
Recovery Coach Academy	0	0	0	3
Recovery Coach Ethics Training	0	1	5	21
Recovery Peer Support- Coach	8	31	0	14
Recovery Peer Support- Participant	23	65	1	26
Resident Advisory Council	0	5	0	0
Restorative Justice	0	0	0	3
Restorative Justice - Be Heard	0	0	0	3
SAFE	1	12	2	26
The Impact of Crime	0	2	1	33
Thinking for a Change	0	16	4	79
<b>Grand Total</b>	<b>44</b>	<b>265</b>	<b>41</b>	<b>684</b>



# Maine Department of Corrections August 2023 Data Reporting

## 2.3 Programming Tablets

There are over 800 programming and entertainment tablets available to residents at specific levels in the following facilities: Maine State Prison, Maine Correctional Center, and Mountain View Correctional Facility. They are corrections grade and operate on a closed, managed network that allows residents access to thousands of hours of free academic, vocational, life skills, and therapeutic programming designed for all learning levels.

“Productive Hours” is the total amount of time residents spent in active programming and “Total Hours” includes “Productive Hours” plus entertainment hours used. Residents earn entertainment time for active programming time.

**August 2023 Tablet Data Points**

Unique Active Residents	1,028
Total Productive Hours	22,612
Total Entertainment Hours	16,912
Total Hours	39,525
Average Hours per Resident	38.45
% of Total Hours that were Productive	57.21%

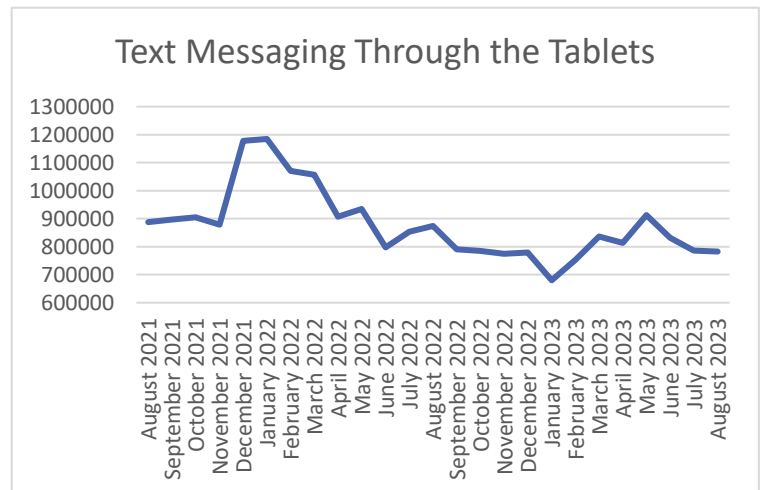
	Unique Residents	Productive Hours	Entertainment Hours	Total Hours	Avg. Hours per Resident	% of Hours that were Productive
MCC	202	11,300	8,684	19,984	98.93	56.55%
MSP	724	10,700	7,661	18,361	25.36	58.28%
MVCF	102	612	568	1,180	11.57	51.90%

### Department Wide Course Completions in August by Type

Spirituality	856	Job Search	84
Job Skills	806	Reading	74
Career Exploration	719	College	49
Adult Basic Ed	683	Legal	34
Health	659	Science Discovery	16
Inspiration	404	Finance	11
Reentry	270	Documentaries	3
Recovery	246	ESL	1
Making Changes	212		

### Text Messaging through Tablets

The tablets also offer residents the ability to communicate with family and other supports via text messaging. The graph below shows the number of messages sent per month from all MDOC adult facilities.





# Maine Department of Corrections August 2023 Data Reporting

## 3.0 Classification

### 3.1 Average Monthly Gain, by Year, by Gender

This chart shows the average gain/loss of adult facility residents, by gender and calendar year. Current year (2023) is year to date, currently though **August 2023**.

Year	Average Monthly Gain		
	Males	Females	All
2015	0.83	4.08	4.92
2016	5.33	2.25	7.25
2017	1.25	0.42	1.67
2018	-6.17	2.00	-4.08
2019	-13.75	-1.00	-14.75
2020	-28.42	-1.08	-29.5
2021	-7.58	1.25	-6.25
2022	8.58	5.42	14.00
2015-2022	-4.82	1.67	-3.14
2023 YTD	18.13	4.75	22.88

### Admissions & Releases by Facility

August 2023	BCF	DCF	MCC-M	MCC-F	MSP	MVCF	Totals
Admissions for New Charges	N/A	N/A	42	5	0	N/A	47
Admissions for Probation Violations	N/A	N/A	25	3	0	N/A	28
Releases to Probation	9	0	11	2	9	8	39
Straight Releases	3	0	2	5	5	6	21

### 3.2 Current Custody Ratings

Custody Rating Overtime - 2022 & 2023

		Aug-22	Sep-22	Oct-22	Nov-22	Dec-22	Jan-23	Feb-23	Mar-23	Apr-23	May-23	Jun-23	Jul-23	Aug-23
Male	Close	8%	8%	7%	7%	6%	6%	6%	6%	6%	7%	7%	7%	7%
	Medium	51%	52%	51%	52%	52%	50%	50%	48%	49%	47%	48%	48%	48%
	Minimum	23%	23%	22%	24%	26%	24%	24%	23%	23%	23%	24%	24%	24%
	Community	12%	12%	13%	14%	14%	15%	16%	17%	17%	17%	17%	17%	17%
	Unclassified	5%	5%	6%	3%	2%	5%	4%	6%	5%	6%	5%	4%	5%
	Grand Total	100%	100%	100%	100%	100%	100%	100%	100%	100%	100%	100%	100%	100%

Female	Close	1%	1%	1%	1%	1%	1%	1%	1%	2%	2%	2%	2%	1%
	Medium	32%	32%	33%	34%	35%	32%	31%	32%	32%	34%	34%	35%	34%
	Minimum	34%	36%	36%	34%	29%	24%	26%	24%	27%	24%	24%	27%	28%
	Community	27%	26%	26%	30%	34%	37%	36%	36%	32%	34%	32%	33%	31%
	Unclassified	7%	5%	5%	2%	2%	7%	6%	6%	7%	6%	9%	5%	6%
	Grand Total	100%	100%	100%	100%	100%	100%	100%	100%	100%	100%	100%	100%	100%



# Maine Department of Corrections August 2023 Data Reporting

## 3.3 Facility Transfers

### Number of Transfers between Facilities

Transfer from:	Transfer to:	22-Aug	22-Sep	22-Oct	22-Nov	22-Dec	23-Jan	23-Feb	23-Mar	23-Apr	23-May	23-Jun	23-Jul	23-Aug
BCF	DCF	2	0	3	0	0	0	1	0	0	0	1	0	0
	MCC	0	0	0	0	0	0	0	0	0	0	0	0	0
	MSP	2	6	0	4	1	0	12	1	4	3	4	3	5
	MVCF	1	0	2	0	1	0	1	3	0	0	1	1	1
DCF	BCF	2	0	0	1	1	0	0	0	0	0	0	0	0
	MCC	0	0	0	0	0	0	0	0	0	0	0	0	0
	MSP	0	0	0	0	0	0	0	0	0	0	0	1	0
	MVCF	1	1	0	3	1	1	0	0	1	1	0	0	0
MCC	BCF	5	3	6	4	5	18	24	4	22	16	4	15	9
	DCF	0	0	0	0	0	0	0	0	0	0	0	0	1
	MSP	23	20	4	23	22	20	25	29	36	55	40	38	54
	MVCF	11	17	13	23	22	22	21	30	15	13	16	19	23
MSP	BCF	15	11	0	12	10	7	3	22	7	7	8	7	11
	DCF	0	0	0	0	0	0	0	0	0	0	0	0	4
	MCC	1	3	1	2	2	0	0	0	1	0	1	2	2
	MVCF	3	4	6	1	6	7	1	4	0	3	8	12	14
MVCF	BCF	1	1	0	1	0	0	2	0	1	0	0	1	1
	DCF	3	2	14	3	3	1	14	5	6	2	7	2	1
	MCC	0	2	0	0	1	1	8	0	3	0	0	1	1
	MSP	0	3	0	1	1	1	6	2	25	0	3	3	5
<b>Grand Total</b>		<b>70</b>	<b>73</b>	<b>49</b>	<b>78</b>	<b>76</b>	<b>78</b>	<b>118</b>	<b>100</b>	<b>121</b>	<b>100</b>	<b>93</b>	<b>105</b>	<b>132</b>



# Maine Department of Corrections August 2023 Data Reporting

## 4.0 Supervised Community Confinement Program (SCCP)

The purpose of the Supervised Community Confinement Program is to provide a means of successful reentry of facility residents into the community. Residents transferred to supervised community confinement are still considered facility residents while in the program. The place of confinement is in the community, rather than in a correctional facility. Participation in this program is a privilege that may be afforded to residents who meet the established criteria.

### Current Participant Data as of 9/1/2023

Current Participants by Facility

Male	BCF	19
	DCF	5
	MCC	2
	MSP	1
	MVCF	22
Female	SMWRC	14
Total		63

Current Participants Race & Gender Demographics

Race	SCCP Participants		MDOC Population	
	M	F	M	F
Asian	0.0%	0.0%	0.4%	0.6%
Black or African American	8.2%	0.0%	11.5%	4.3%
Native American	4.1%	7.1%	3.1%	2.9%
Native Hawaiian	0.0%	0.0%	0.0%	0.0%
Two or More Races	2.0%	0.0%	1.4%	0.6%
Unknown	2.0%	0.0%	2.5%	0.6%
White	83.7%	92.9%	81.1%	91.1%
Total	100%	100%	100%	100%

Current Participants by Region

Region 1	13
Region 2	22
Region 3	28
Total	63

		Jan	Feb	Mar	Apr	May	Jun	Jul	Aug	Sept	Oct	Nov	Dec	YTD 2023
Male	SCCP Placements	5	6	19	8	7	7	10	9	-	-	-	-	71
	SCCP Completions	4	10	13	7	9	12	7	13	-	-	-	-	75
	Violations (return to custody)	3	1	1	3	3	1	3	1	-	-	-	-	16
Female	SCCP Placements	9	8	2	2	4	1	1	2	-	-	-	-	29
	SCCP Completions	2	4	4	4	5	2	1	4	-	-	-	-	26
	Violations (return to custody)	2	0	2	2	0	0	1	2	-	-	-	-	9
All	SCCP Placements	14	14	21	10	11	8	11	11	-	-	-	-	100
	SCCP Completions	6	14	17	11	14	14	8	17	-	-	-	-	101
	Violations (return to custody)	5	1	3	5	3	1	4	3	-	-	-	-	25

SCCP applicants and participants may appeal the decision to deny their transfer to SCCP or the decision to remove them from the program. The decisions made after the review of each appeal are included in the table below.

Response to Appeal	Appeal of SCCP Transfer Denial		Appeal of Removal from SCCP	
	August 2023	2023 YTD	August 2023	2023 YTD
Decision Upheld	1	12	0	0
Decision Reversed	0	0	0	0
Decision Modified	0	0	0	0
Remanded for Further Review	0	0	0	0
Total Decisions after Appeal	1	12	0	0



# Maine Department of Corrections August 2023 Data Reporting

## 5.0 Prison Industries Report

Prison Industries exist at all adult facilities and provides vocational skill training and work opportunities for residents. The wage earned goes towards room and board, paying fines and restitution, and for resident expense and savings accounts.

The chart breaks down each job by facility location, number of employees, and total of numbers worked during a given month's pay period. Depending on when paydays fall, one month can show an extra pay week.

### Resident Jobs by Facility and Wages Earned

Facility	Job Designation	March		April		May		June		July		August	
		# of Emp.	Total Hrs.	# of Emp.	Total Hrs.	# of Emp.	Total Hrs.	# of Emp.	Total Hrs.	# of Emp.	Total Hrs.	# of Emp.	Total Hrs.
BCF	Showroom	4	619.5	5	656.0	3	524.0	2	480.0	3	582.0	3	701.5
BCF	Plateshop	9	979.5	8	1,096.3	9	850.5	7	1,112.0	7	1,172.0	8	1,075.0
MSP	Upholstery PIE Program	2	107.4	2	137.4	3	125.1	3	216.9	2	208.3	2	45.4
MSP	Upholstery	6	537.7	6	606.6	6	418.2	6	506.4	6	696.7	7	617.9
MSP	Woodshop	79	8,110.3	81	9,688.6	79	9,022.2	89	11,186.6	81	10,003.9	85	9,055.9
MSP	Machine Shop	6	792.5	6	884.1	6	945.5	6	1,052.0	7	1,146.5	7	1,064.4
MSP	Finishing Shop	11	1,038.7	10	1,175.1	10	1,001.6	10	1,066.4	9	1,016.4	19	617.9
MSP	Card Design/ Drawing	-	-	1	20.00	1	45.0	1	45.0	1	40.0	1	130.0
MSP	Fly Tying	-	-	-	-	-	-	-	-	-	-	-	-
MCC	Upholstery	4	446.00	4	905.60	4	806.50	4	975.00	4	953.30	4.00	748.10
MCC	Stitching & Embroidery	13	420.25	7	644.35	10	769.70	11	945.16	14	638.18	13.00	1,050.21
MCC	Print Shop	2	210.00	1	150.00	1	150.00	1	150.00	2	225.00	2.00	250.00
MVCF	Pine Grove	1	110.00	1	154.00	1	39.00	1	172.00	-	-	-	-
MVCF	Sawmill	12	892.00	8	1,070.50	12	1,397.50	15	2,012.90	15	1,845.50	15.00	1,212.00
MVCF	Tug Toys	-	-	-	-	-	-	-	-	-	-	-	-
MVCF	Woodshop	-	-	-	-	-	-	-	-	-	-	-	-
<b>Grand totals</b>		<b>149.00</b>	<b>14,263.85</b>	<b>140.00</b>	<b>17,188.50</b>	<b>145.00</b>	<b>16,094.80</b>	<b>156.00</b>	<b>19,920.36</b>	<b>151.00</b>	<b>18,527.78</b>	<b>166.00</b>	<b>16,568.31</b>

### Total Wages Paid Out by Month

The chart below shows by month, the total wages paid to all Industries resident employees for the hours worked in the chart above.

	23-Jan	23-Feb	23-Mar	23-Apr	23-May	23-Jun	23-Jul	23-Aug
<b>MSP/BCF</b>	\$36,244.71	\$11,816.10	\$34,444.74	\$41,781.56	\$37,003.89	\$47,271.43	\$41,712.81	<b>\$38,637.75</b>
<b>MCC/SMWRC</b>	\$1,561.74	\$1,530.03	\$1,764.43	\$1,699.95	\$1,726.20	\$2,070.16	\$1,816.48	<b>\$2,048.31</b>
<b>MVCF</b>	\$6,354.00	\$4,468.25	\$2,660.50	\$3,131.25	\$3,626.50	\$4,928.55	\$4,181.50	<b>\$2,549.50</b>
<b>Grand Total</b>	\$44,160.45	\$17,814.38	\$38,869.67	\$46,612.76	\$42,356.59	\$54,270.14	\$47,710.79	<b>\$43,235.56</b>



## 6.0 Office of Victim Services

### August 2023 Highlights

#### Victim Notification:

MDOC, Office of Victim Services (OVS) registers victims of crime for notification of adult or juvenile resident release and enforce such requests as outlined in Statute.

- Number notification requests assisted by the MDOC OVS: 7
- Total new victims registered for notification in August 2023: 21

#### Safety planning:

OVS advocates track information pertaining to releases of persons with problem sexual behavior or domestic violence history into the community. The victim advocate(s) provides support services, referrals, resources, and safety planning to crime victims prior to a registered person with problem sexual behavior or domestic violence history being released from an MDOC facility.

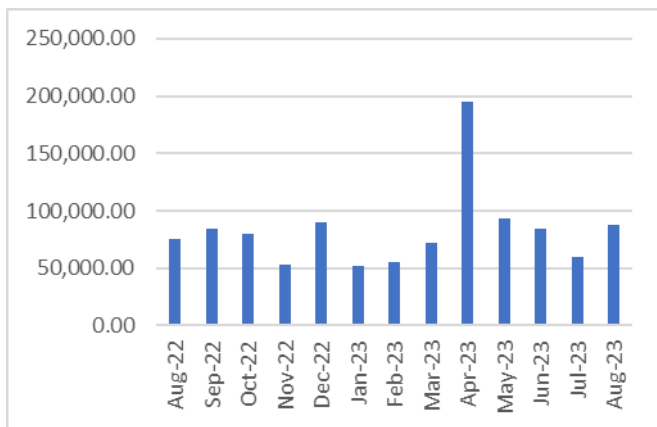
Victim’s wrap around meetings, or “victim safety planning meetings”, are offered to all victims, and/or victim’s parents/guardians if the victim is a minor, in preparation for the resident’s release.

- Safety Planning meetings for August 2023: 3

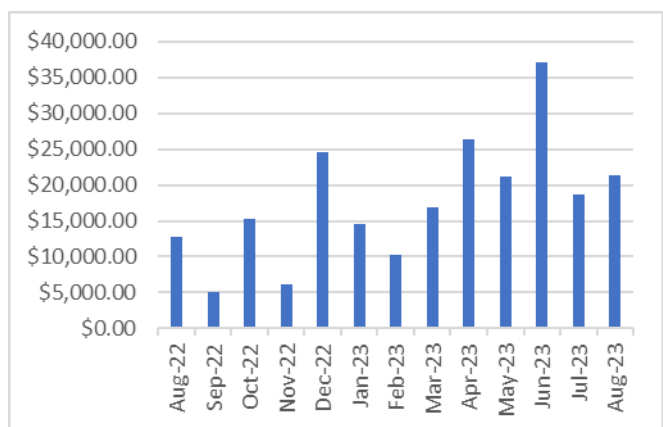
#### Restitution:

- Collected: \$87,287.43
- Disbursed to victims: \$101,246.63
- Cases researched: 65
- Victim contacts involved: 83
- Amount only disbursed due to research of OVS: \$21,426.29

**RESTITUTION COLLECTION**



**MONIES DISBURSED DUE TO ADVOCATE RESEARCH**







# Maine Department of Corrections August 2023 Data Reporting

## 7.0 Adult Community Corrections

### 7.1 Adult Community Caseloads

Adult Community statistics are as of **August 31, 2023**.

“Active” clients are any probationer on community supervision that requires direct contact on a regular basis. “Passive” clients require less contact on a regular basis. Clients on a passive status can be placed on active status at any time.

Client Status		Reg I	Reg II	Reg III	Grand Total
Active	Probation	817	1281	1220	<b>3318</b>
	Parole	2	5	1	<b>8</b>
	SCCP	14	18	31	<b>63</b>
	Interstate Compact In	65	70	95	<b>230</b>
	Pending Violation	99	145	136	<b>380</b>
	Pending Violation - Incarcerated	118	145	151	<b>414</b>
Passive	County Jail	14	19	13	<b>46</b>
	Partial Revocation - County Jail	11	11	10	<b>32</b>
	Interstate Active Detainer	6	1	0	<b>7</b>
	Interstate Compact Out	99	33	24	<b>156</b>
	Warrant Absconded	210	349	354	<b>913</b>
<b>Grand Total</b>		<b>1455</b>	<b>2077</b>	<b>2035</b>	<b>5567</b>

### Adult Community Caseload Clients by Status & Race

		Asian		Black or African American		Native American		Native Hawaiian or Pacific Islander		Two or More Races		Unknown		White		Grand Total
Client Status		M	F	M	F	M	F	M	F	M	F	M	F	M	F	
Active	Probation	12	1	157	8	53	16	2	1	26	4	58	9	2437	534	<b>3318</b>
	Parole	0	0	0	0	0	0	0	0	0	0	0	0	8	0	<b>8</b>
	SCCP	0	0	4	0	2	1	0	0	1	0	2	0	40	13	<b>63</b>
	Interstate Compact In	1	0	12	1	6	0	0	0	1	1	5	1	164	38	<b>230</b>
	Pending Violation	0	0	21	0	8	3	1	0	5	0	5	4	261	72	<b>380</b>
	Pending Violation - Incarcerated	1	0	34	1	5	0	0	0	6	0	5	3	300	59	<b>414</b>
Passive	County Jail	0	0	2	0	0	0	0	0	0	0	0	0	34	10	<b>46</b>
	Interstate Active Detainer	0	0	1	0	0	0	0	0	0	0	0	0	5	1	<b>7</b>
	Interstate Compact Out	1	0	27	6	3	0	0	0	3	0	8	1	89	18	<b>156</b>
	Partial Revocation - County Jail	0	0	3	0	1	0	0	0	1	0	0	0	24	3	<b>32</b>
	Warrant Absconded	3	1	93	7	20	3	1	0	6	1	51	8	584	135	<b>913</b>
<b>Grand Total</b>		<b>18</b>	<b>2</b>	<b>354</b>	<b>23</b>	<b>98</b>	<b>23</b>	<b>4</b>	<b>1</b>	<b>49</b>	<b>6</b>	<b>134</b>	<b>26</b>	<b>3946</b>	<b>883</b>	<b>5567</b>



# Maine Department of Corrections August 2023 Data Reporting

## 7.2 Average Age and Race of Adult Probationers by Gender

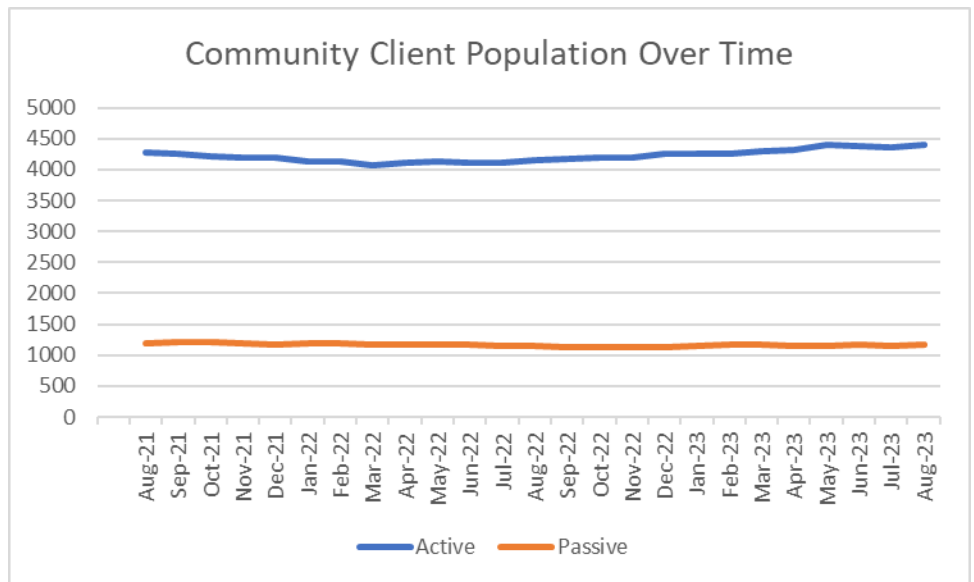
Adult Community statistics are as of **August 31, 2023**.

	Male	Female
Average Age	40	40

Race	Male		Female	
	Count	Percentage	Count	Percentage
Asian	18	0%	2	0%
Black or African American	354	8%	23	2%
Native American	98	2%	23	2%
Native Hawaiian or Pac. Islander	4	0%	1	0%
Two or More Races	49	1%	6	1%
Unknown	134	3%	26	3%
White	3946	86%	883	92%
<b>Grand Total</b>	<b>4603</b>	<b>100%</b>	<b>964</b>	<b>100%</b>

## 7.3 Community Population Over Time

	Active	Passive
August 2021	4275	1194
September 2021	4247	1211
October 2021	4221	1209
November 2021	4191	1193
December 2021	4191	1180
January 2022	4130	1197
February 2022	4128	1186
March 2022	4080	1175
April 2022	4119	1178
May 2022	4135	1177
June 2022	4109	1167
July 2022	4120	1150
August 2022	4145	1147
September 2022	4181	1136
October 2022	4189	1125
November 2022	4198	1122
December 2022	4256	1128
January 2023	4248	1144
February 2023	4250	1161
March 2023	4293	1170
April 2023	4314	1155
May 2023	4395	1150
June 2023	4381	1165
July 2023	4366	1159
August 2023	4399	1166





# Maine Department of Corrections August 2023 Data Reporting

## 7.4 Community Investigations

Completed in 2023	Reg I		Reg II		Reg III		Aug 2023	YTD Total 2023
	Aug	2023	Aug	2023	Aug	2023		
Furlough Investigation	0	2	1	6	1	10		18
Pardon	1	7	4	11	2	9		27
Pre-Sentence Investigation	0	1	0	1	0	5		7
SCCP	3	34	8	78	4	69		181
Interstate Compact Investigations							20	138

## 7.5 Leading the Way

“Leading the Way” is a Transitional Living Program in Bangor which currently has 14 beds. The community-based transitional residential program provides a safe, structured, living residence designed around engagement with needed supports and services, including behavioral health, independent living skills, and other targeted intervention services to help individuals rebuild after justice involvement.

	On Probation	On SCCP	Total
Census 8/31/2023	7	3	10

	Beginning Census	Admissions	Discharges	Violations	End of Month Census
August 2022	7	5	0	0	12
September 2022	12	1	5	1	8
October 2022	8	5	3	0	10
November 2022	10	3	1	2	11
December 2022	11	4	3	0	12
January 2023	12	2	1	3	10
February 2023	10	5	5	2	8
March 2023	8	5	2	3	8
April 2023	8	4	0	0	12
May 2023	12	3	2	2	11
June 2023	11	2	0	2	11
July 2023	11	1	1	1	10
August 2023	10	2	1	1	10

## 7.6 Probation Successful Completions:

A completion of probation is considered successful when a client is transferred from probation to society because their probation has terminated due to completion of the sentence. Should a client have a full revocation, or a partial revocation with termination, then their probation ends unsuccessfully.

Probation Terminations August 2023	Total	% Of Total
Successful Completions	160	82%
Full or Partial Revocations with Termination	36	18%
<b>Total Discharges from Probation</b>	<b>196</b>	<b>100%</b>



# Maine Department of Corrections August 2023 Data Reporting

## 7.7 Violations & Revocations

Violations are broken up into three categories and are detailed below to help better understand the table.

- Felony – Probation Violation based on new criminal conduct that is a felony charge.
- Misdemeanor – Probation Violation based on new misdemeanor charges.
- Technical Violation – Probation violation that is technical in nature. Examples include- failure to report, contact with a victim, failure to participate in treatment, and absconding from probation (not limited to these).

Revocations are broken up into three categories and are detailed below to help better understand the table.

- Full Revocation – A probationer has violated the terms of their current probation and will be serving their underlying sentence at a MDOC facility.
- Probation Revocation with Continuation – Probationer will be serving time for a probation violation in either a county jail or in a MDOC facility. Upon release, the probationer will continue probation.
- Probation Revocation with Termination – Probationer will serve time for their probation violation in a county jail or MDOC facility. Upon release, the person will not be on probation.

August 2023 Revocations by Type and Region		County Jail						MDOC Facility						Totals
		Male			Female			Male			Female			All Genders
Violation Type	Revocation Type	R 1	R 2	R 3	R 1	R 2	R 3	R 1	R 2	R 3	R 1	R 2	R 3	All Regions
Felony	Full Revocation	0	0	0	0	0	0	0	1	5	0	0	2	8
	Probation Revocation with Continuation	2	5	3	0	1	1	0	1	2	0	0	0	15
	Probation Revocation with Termination	2	1	2	0	0	1	1	1	5	0	0	0	13
Misdemeanor	Full Revocation	0	0	1	0	0	0	0	0	1	0	0	0	2
	Probation Revocation with Continuation	1	1	2	1	0	0	1	1	0	0	0	0	7
	Probation Revocation with Termination	1	0	0	1	0	1	1	0	2	0	0	1	7
Technical	Full Revocation	0	0	0	0	0	0	0	0	1	0	0	0	1
	Probation Revocation with Continuation	5	2	6	0	1	1	0	1	0	0	0	0	16
	Probation Revocation with Termination	0	0	2	0	0	0	0	0	0	1	1	1	5
<b>Grand Total</b>		<b>11</b>	<b>9</b>	<b>16</b>	<b>2</b>	<b>2</b>	<b>4</b>	<b>3</b>	<b>5</b>	<b>16</b>	<b>1</b>	<b>1</b>	<b>4</b>	<b>74</b>



Maine Department of Corrections  
Correctional Programming Division  
25 Tyson Drive  
Augusta, ME 04330  
Phone (207) 287-2711  
Fax (207) 287-4370  
<http://www.maine.gov/corrections>

Making our communities safer by reducing harm through supportive intervention, empowering change, and restoring lives is the mission of the Maine Department of Corrections.