

August 2021

MDOC Adult Data Report



MDOC Data Team

This document contains key adult correctional data points to assist management and staff in making evidence-based decisions.

Randall Liberty
Commissioner

Ryan Thornell, Ph.D.
Deputy Commissioner

Maine Department of Corrections
25 Tyson Drive
State House Station 111
Augusta Maine 04333-0111
207-287-2711

9/8/2021



Maine Department of Corrections August 2021 Data Reporting

Contents

1.0 Population & Demographics	3
1.1 Incarcerated Population.....	3
1.2 Behavioral Health Services.....	4
1.3 Special Housing: Restrictive Housing and Special Management Population.....	5
2.0 Correctional Programming.....	5
2.1 Correctional Program Fidelity	9
2.2 Case Plans & Case Management.....	10
2.3 Opioid Use Disorder & Substance Use Disorder Treatment	11
2.4 Statewide Educational and Vocational Programming - Men & Women	14
2.5 Programming Tablets.....	17
3.0 Classification.....	18
3.1 Average Monthly Gain, by Year, by Gender.....	19
3.2 Current Custody Ratings	19
3.3 Facility Transfers	19
4.0 Prison Industries Report	23
5.0 Office of Victim Services	24
6.0 Adult Community Corrections	26
6.1 Adult Community Caseloads as of August 6, 2021.	26
6.2 Average Age and Race of Adult Probationers by Gender	27
6.3 Community Population Over Time.....	27
6.4 Violations & Revocations	28



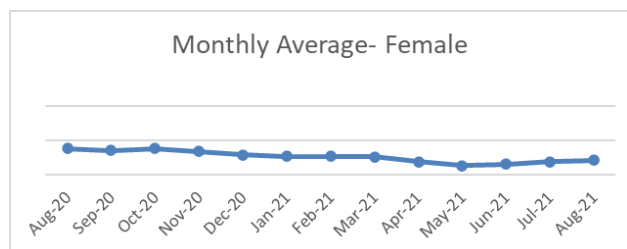
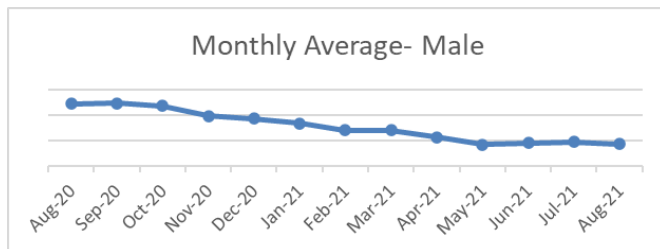
Maine Department of Corrections August 2021 Data Reporting

1.0 Population & Demographics

1.1 Incarcerated Population

2020-2021 average population, by month, by gender. *Average Pop YTD is based only on 2021 months.*

Month-Year	Male	Female	Total
20-Aug	1647	138	1785
20-Sep	1649	135	1784
20-Oct	1637	138	1776
20-Nov	1598	134	1732
20-Dec	1588	129	1717
21-Jan	1568	127	1695
21-Feb	1541	127	1668
21-Mar	1541	126	1667
21-Apr	1514	119	1632
21-May	1486	113	1600
21-Jun	1492	115	1607
21-Jul	1495	119	1614
21-Aug	1488	121	1609
Average Pop YTD	1515	121	1636



Population Demographics

Average Age

	Male	Female
August 2021	41	37

Racial Breakdown by Gender

	Male	Female
Asian	0.71%	0.00%
Black or African American	10.54%	6.19%
Native American	2.67%	5.31%
Native Hawaiian	0.07%	0.00%
Two or More Races	0.93%	1.51%
Unknown	4.03%	1.03%
White	81.04%	85.97%
Totals	100%	100%



Maine Department of Corrections August 2021 Data Reporting

Current Population by Controlling Offense

The table to the right shows the total DOC population by their controlling sentence. The 43 residents in the “Null” category is a result of the correctional information system not being able to determine a controlling sentence. The “Attempt” category represents several offense types where the controlling offense was attempted but not successful. Currently this includes attempted murder and attempt to commit a crime. Controlling offense reflects all adult facility population on July 31, 2021.

Controlling Sentence	#	%	Controlling Sentence	#	%
Null	38	2%	Murder	215	13%
Arson	23	1%	Other	2	0%
Assault/Threaten	229	14%	OUI	12	1%
Attempt	15	1%	Property Damage	5	0%
Bail	14	1%	Public Admin	22	1%
Burglary	102	6%	Robbery	101	6%
Conspiracy	8	0%	Sex Offenses	226	14%
Drugs- Trafficking	322	20%	Solicitation	1	0%
Drugs- Possession	23	1%	Stalking/Terrorize	10	1%
Drugs- Other	19	1%	Theft	91	6%
Falsification	12	1%	Traffic Criminal	36	2%
Forgery	9	1%	Trespass	2	0%
Kidnapping	11	1%	Weapons	10	1%
Manslaughter	63	4%			

1.2 Behavioral Health Services

Behavioral Health Services

Wellpath provided behavioral health services:

- Substance use disorder assessments August — 67
- Behavioral health intakes for July — 67
- Behavioral health sick calls answered for July — 687
- Adult facility residents on psych meds for July — 688

Intensive Mental Health Unit Average Population

The Department of Corrections recognizes the need to provide structured intensive mental health services in a specialized mental health housing unit to accommodate the needs of male prisoners experiencing serious mental health problems.

The purpose of the IMHU is to help residents’ function at their optimal levels, under the least restrictive conditions necessary, while working towards the reduction of criminogenic risk factors. The goal is to improve quality of life, prepare residents for return to general population housing units, if possible, and, when appropriate, prepare residents for release back into the community, return to jail, admission to a state mental health institute, or transfer to an out-of-state correctional facility.

The table to the right shows the average daily population in the IMHU by month.

Month/Year	Average Pop
20-May	22
20-June	22
20-July	24
20-Aug	24
20-Sep	21
20-Oct	21
20-Nov	23
20-Dec	23
21-Jan	24
21-Feb	25
21-Mar	23
21-Apr	23
21-May	23
21-Jun	24
21-Jul	24
21- Aug	25
Average Pop 2021	24



Maine Department of Corrections August 2021 Data Reporting

1.3 Special Housing: Restrictive Housing and Special Management Population

On July 1, 2020 the policies pertaining to Special Housing (SH) were revised resulting in a change to the status types along with other restrictive housing and special management criteria and definition changes.

The number of stays below and to the left are the number of times any resident spent any amount of time on the status during the month of August 2021. The number of unique residents below and to the right, are the number of residents that spent any amount of time on the status during the month of August 2021.

Number of Stays for Each Status	Male	Female
Administrative Control Unit (ACU)	14	0
Administrative Status	54	3
Disciplinary Segregation	9	0

Number of Unique Residents for Each Status	Male	Female
Administrative Control Unit (ACU)	14	0
Administrative Status	43	3
Disciplinary Segregation	3	0
More than one Status	4	0

The below tables show the demographics of residents on a restrictive housing (RH) or special management (SM) status during the month of August 2021.

Race	Males		Females	
Asian	1	1.56%	0	0.00%
Black or African American	11	17.19%	0	0.00%
Native American	3	4.69%	1	33.33%
'Native Hawaiian or Pacific Islander	0	0.00%	0	0.00%
Two or More Races	1	1.56%	0	0.00%
Unknown	2	3.13%	0	0.00%
White	46	74.88%	2	66.67%

Age Groups	Males		Females	
20's	20	31.25%	1	33.33%
30's	24	37.50%	1	33.33%
40's	14	21.88%	1	33.33%
50's	4	6.25%	0	0.00%
60's	1	1.56%	0	0.00%
70's	1	1.56%	0	0.00%

For residents placed on Administrative Status (RH) during the month of August 2021, the following table lists the reasons for the Administrative Status placement.

Reason for Placement	# of Residents
Physical Altercation	20
Protection from Self Harm	7
Threat to his/her Safety	6
Threatening Staff	4
Threatening Another Resident(s)	3
Medical	2
Refusing Orders	2
Substance Use/Possession	2
Attempting to Assault Staff	1
Escape Attempt	1
Possession of a cell phone	1
PREA investigation	1



Maine Department of Corrections August 2021 Data Reporting

Average Daily Population in Special Housing by Status Type

The below tables show the average daily population of residents on a restrictive housing (RH) or special management (SM) status, as well as the ADP in those statuses as a percent of the total population for the month of August 2021.

Males		Females	
Special Housing Type	ADP in Special Housing	Special Housing Type	ADP in Special Housing
Administrative Status (RH)	10.71	Administrative Status (RH)	1.65
Disciplinary Segregation (RH)	5.19	Disciplinary Segregation (RH)	0.00
Administrative Controls Unit (SM)	14.00	Daily Average of Females in Special Housing	0.65
Daily Average of Males in all Special Housing	29.90	% of Female Population in all Special Housing	1.36%
% of Male Population in all Special Housing	2.01%		

Average Daily Population in Special Housing by Status Type and Facility

Gender	Facility	Average Daily Population on Administrative Status in August 2021
Females	MCC	1.65
	Daily Average of Females on Administrative Status	1.65
	% of Female Population on Administrative Status	1.36%
Males	MCC	5.06
	MSP	3.52
	MVCF	2.13
	Daily Average of Males on Administrative Status	10.71
	% of Male Population on Administrative Status	0.94%
All Residents Daily Average on Administrative Status		12.35
% of Total Population on Administrative Status		0.77%

Gender	Facility	Average Daily Population on Disciplinary Segregation in August 2021
Females	MCC	0.00
	Daily Average of Females on Disciplinary Segregation	0.00
	% of Female Population on Disciplinary Segregation	0.00%
Males	MSP	5.03
	MCC	0.13
	MCVCF	0.03
	Daily Average of Males on Disciplinary Segregation	5.19
	% of Male Population on Disciplinary Segregation	0.35%
All Residents Daily Average on Disciplinary Segregation		5.19
% of Total Population on Disciplinary Segregation		0.32%

Gender	Facility	Average Daily Population in Administrative Controls Unit in August 2021
Males	MSP	14.00
	Daily Average of Males in Administrative Controls Unit	14.00
	% of Male Population in Administrative Controls Unit	0.94%

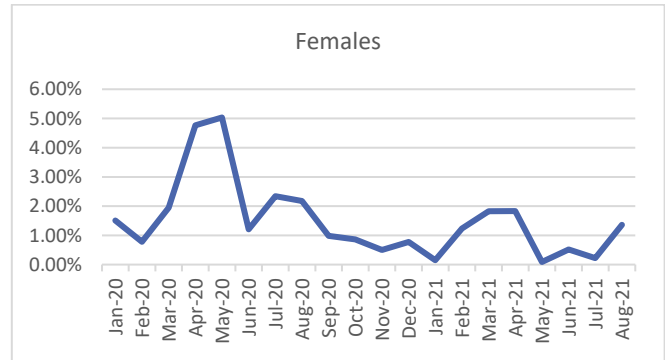
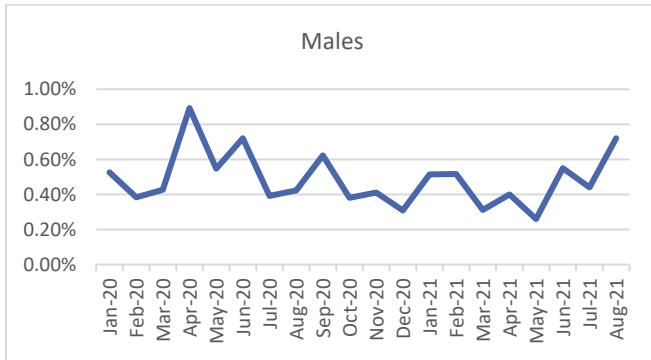


Maine Department of Corrections August 2021 Data Reporting

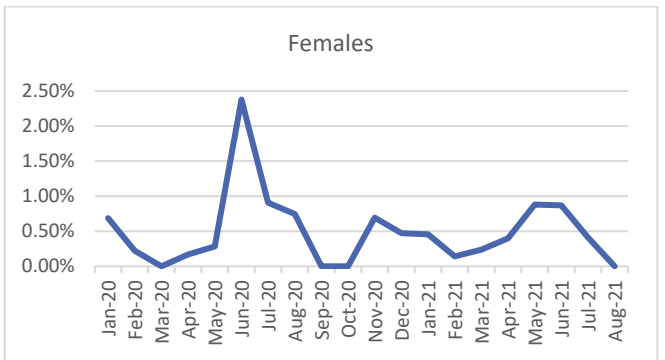
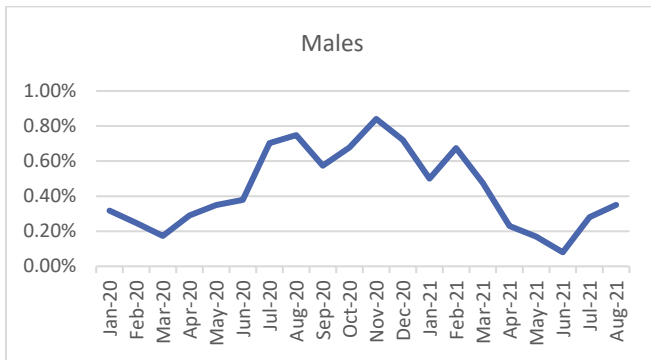
Average Daily Population in Special Housing as a Percent of Population

The below graphs show the average daily population as a percent of the population for each type of Special Housing status. (Admin Status includes Emergency Observation for months prior to July 2020)

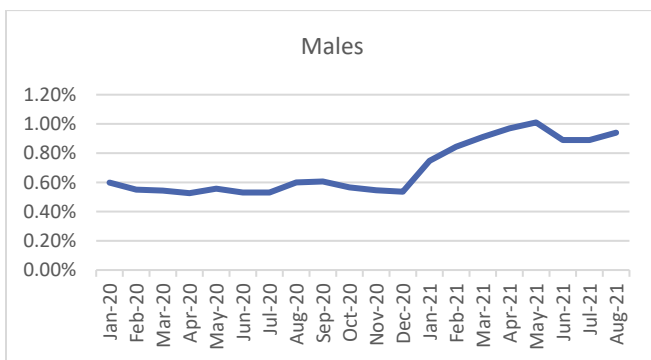
Percent of the Population on Administrative Status (Restrictive Housing Status)



Percent of the Population on Disciplinary Segregation (Restrictive Housing Status)



Percent of the Population in the Administrative Controls Unit (Special Management Status)



Note: The female population does not have an Administrative Controls Unit.



Maine Department of Corrections August 2021 Data Reporting

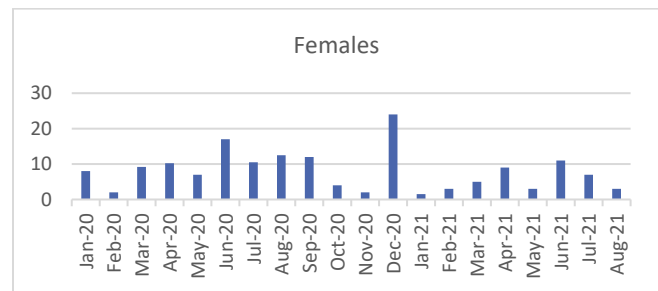
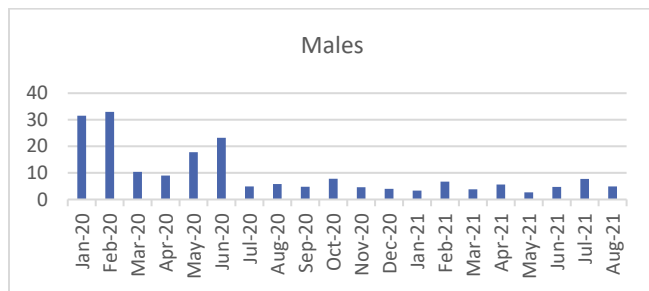
Average Length of Completed Stay on a Special Housing Status

The charts and graphs below show the average number of days residents spent on each status. The data includes all residents whose status ended during the month. "N/A" means a status wasn't completed that month.

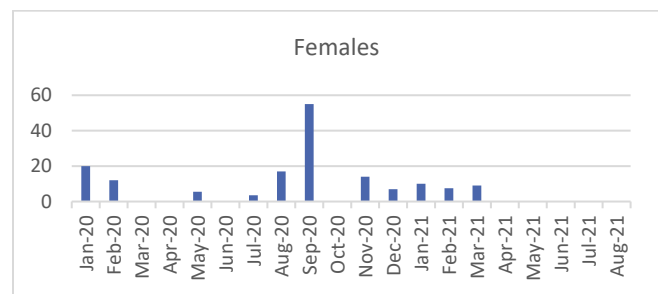
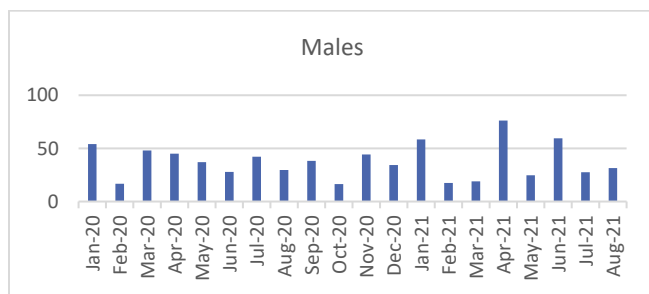
Males	ACU	Admin	Disc
Aug-20	N/A	5.8	29.6
Sep-20	N/A	4.8	38.2
Oct-20	99	7.82	16.38
Nov-20	135.5	4.63	44.29
Dec-20	N/A	4.00	34.28
Jan-21	N/A	3.33	58.44
Feb-21	N/A	6.73	17.43
Mar-21	N/A	3.83	19.00
Apr-21	N/A	5.63	76.25
May-21	N/A	2.71	24.75
Jun-21	329.66	4.70	59.50
Jul-21	N/A	7.73	27.5
Aug-21	N/A	4.94	31.5

Females	Admin	Disc
Aug-20	12.5	17.0
Sep-20	12.0	55.0
Oct-20	4.0	N/A
Nov-20	2.0	14.0
Dec-20	24.0	7.0
Jan-21	1.5	10.0
Feb-21	3.0	7.5
Mar-21	5.0	9.0
Apr-21	9.0	N/A
May-21	3.0	N/A
Jun-21	11.0	N/A
Jul-21	7.0	N/A
Aug-21	3.0	N/A

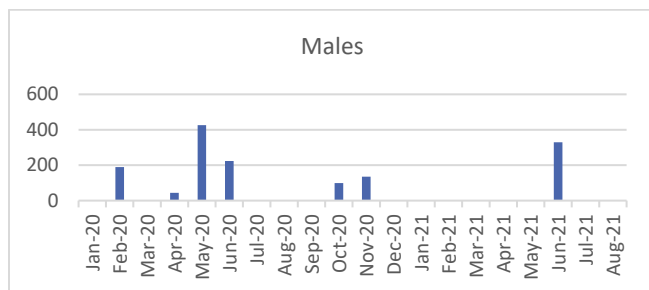
Average Length of Completed Stay on Administrative Status (Restrictive Housing Status)



Average Length of Completed Stay on Disciplinary Segregation (Restrictive Housing Status)



Average Length of Completed Stay in the Administrative Controls Unit (Special Management Status)



Note: The female population does not have an Administrative Controls Unit.



Maine Department of Corrections August 2021 Data Reporting

2.0 Correctional Programming

2.1 Correctional Program Fidelity

Beginning in the spring of 2016, DOC staff participated in a University of Cincinnati Corrections Institute (UCCI) training on fidelity monitoring using their group observation and coaching process. The form is designed to provide a platform for trained staff to observe and rate program delivery in six individual skill areas and adherence to specific program curriculums, providing an overall fidelity score. The scores can range from 0-2. A zero score indicates “needs improvement,” 1 indicates “satisfactory,” and 2 “very satisfactory.” Initial overall score goals for Maine DOC programs was set at 1.5, with no individual skill area being under 1. All scores for each observation are entered in a database that keeps cumulative overall scores for each program. Immediately following each observation, rater feedback is provided to program staff to highlight strengths and areas of needed improvement. Cumulative reporting on each program has been provided to identify Department-wide areas of need, and specific targeted training to reinforce skill areas has been provided.

The table below shows DOC core programming cumulative scores for 2021 observed programs. *The treatment program expectation is all core programs will be observed a minimum of twice per class cohort.*

Program Fidelity Scores by Program and Section Current to September 7, 2021

	Core Program Observed						
	T4C	CBI-SA	CBI-SO	CBI-IPV	LIB	Prime Life	Prime Sol
Group Structure/Format	1.70	2.00	1.88	1.90	1.50	1.67	2.00
Facilitator Knowledge/ Modeling	1.90	2.00	2.00	1.97	1.60	2.00	2.00
Teaching Skills	2.00	1.81	2.00	1.91	1.00	2.00	2.00
Behavior Management	1.53	1.87	1.90	1.92	0.63	1.86	2.00
Communication	1.90	2.00	2.00	1.97	1.60	2.00	2.00
Interpersonal Characteristics	2.00	2.00	2.00	1.96	1.00	2.00	2.00
Overall Fidelity Score	1.84	1.95	1.96	1.94	1.22	1.92	2.00
Total 2021 Observations	2	2	3	6	1	1	1

Number of 2021 Observations, by Program and Facility

Facility	T4C	CBI-SA	CBI-SO	CB I-IPV	LIB	Prime Life	Prime Sol
MCC-M							
MCC-W							
SMWRC							
MVCF	1	2	3	3		1	1
MSP				1			
MSP- RSU	1			2	1		
BCF							
Total	2	2	3	6	1	1	1



Maine Department of Corrections August 2021 Data Reporting

2.2 Case Plans & Case Management

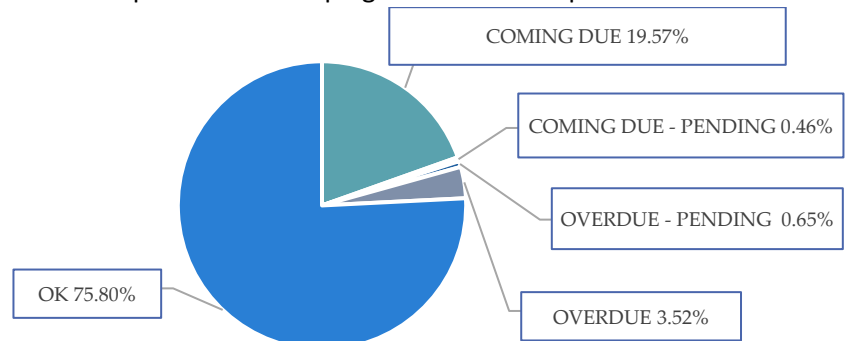
Case Plans- August 2021	BCF	MVCF	MSP	MCC Male	MCC Female	All Facility Ave
Case Plan OK	95%	96%	76%	81%	84%	86%
No CM	0%	0%	0%	0%	0%	0%
Old CM	1%	4%	3%	*20%	0%	2%
Old Case Plan Review	1%	3%	16%	8%	16%	9%
Reentry Contacts	96%	100%	100%	96%	100%	96%

*20% old CMs at MCC due to new receptions at MPU

Client Classification Reviews

Client classification is a correctional process by which each resident is rated per his/her institutional risk and is used to determine an appropriate housing unit. There are four classifications for DOC residents, including: Close; Medium; Minimum; and Community. An Initial Classification is performed upon admission to a correctional facility after completion of intake assessments. After the initial classification, residents with more than 5 years must be reviewed annually. Residents with 5 years or less remaining or who are transgender, or intersex must be reviewed every 6 months. Case Managers and Unit Teams combined are responsible for keeping classifications up to date.

The chart to the right demonstrates the timeliness of statewide classification reviews for DOC residents as of September 2, 2021. "OK" and "Coming Due" statuses represent those who are up to date (95.8%). "Overdue" and "Overdue Pending" require review and finalization.



Classification reviews by facility can be found below.

	BCF		MCC - F		MCC - M		MSP		MVCF		All Facilities	
OK	146	82%	77	72%	236	82%	507	79%	196	61%	1162	75.80%
COMING DUE	30	17%	26	24%	40	14%	116	18%	88	27%	300	19.57%
COMING DUE - PENDING	0	0%	1	1%	1	0%	3	0%	2	1%	7	0.46%
OVERDUE - PENDING	0	0%	0	0%	0	0%	7	1%	3	1%	10	0.65%
OVERDUE	2	1%	3	3%	11	4%	6	1%	32	10%	54	3.52%

MaineCare & Projected Resident Releases- Through a collaboration with Department of Health and Human Services MaineCare Division, CMs can assist residents in ensuring MaineCare is in place at discharge.

Below are August 2021 releases with MaineCare status at discharge:

- 59 resident releases in August with MaineCare in place.
- 1 released with VA benefits in place
- 2 released to out of state placements
- 1 released who declined to apply



Maine Department of Corrections August 2021 Data Reporting

2.3 Opioid Use Disorder & Substance Use Disorder Treatment

The tables below highlight treatment for Opioid Use Disorder (OUD) and Substance Use Disorder (SUD) at Maine Department of Corrections' adult correctional facilities, separated by men and women's treatment cohorts. Waitlists are generated by clinically assessed need. Once a resident is placed on the waitlist, they are offered treatment when a slot becomes available in the appropriate treatment.

"Grand Total" row represents the total number of residents active or wait listed in a treatment program, by program name. It is possible for a resident to be active or waitlisted for multiple SUD/OUD treatment programs, therefore the "total unique participants" row shows the non-duplicated number active in, or on a waitlist for any OUD or SUD treatment. The "total unique male pop" row shows the number of male residents on the day this report was run, and the % of male population represented by the unique participants in the waitlisted and active columns.

Active/Waitlisted as of September 7, 2021, Year to date completions through August 2021.

Men's OUD & SUD Treatment	Active	Waitlisted
MAT	487	147
SUD CBI-SA	36	24
SUD Individual	53	12
SUD Living in Balance- Core	75	30
SUD Living in Balance- Other	4	
SUD Living in Balance- Relapse Prevention	4	
SUD Outpatient Waitlist	15	158
SUD Prime For Life	17	8
SUD Prime Solutions	19	12
SUD Residential Treatment Waitlist	1	152
SUD RSU MVCF	28	3
SUD RSUT Helping Men Recover (MSP)	4	
SUD RSUT- CBI-SA (MSP)	20	1
SUD RSUT- LIB (MSP)	1	
SUD RSUT-MSP	30	
SUD Seeking Safety	9	
SUD Stages of Change	10	2
Grand Total	813	549
Total Unique Male Participants	566	439
Total Unique Male Population (1,492)	38%	29%

Men's OUD & SUD Completed 2021	Aug	YTD Total
MAT	35	245
SUD CBI-SA		26
SUD Individual	6	38
SUD Living in Balance- Core	16	98
SUD Living in Balance- Other	1	4
SUD Living in Balance- Relapse Prevention	3	24
SUD Prime For Life		26
SUD Prime Solutions		26
SUD Residential Treatment Waitlist	1	17
SUD RSU MVCF	2	27
SUD RSUT Helping Men Recover (MSP)	7	41
SUD RSUT- CBI-SA (MSP)	7	46
SUD RSUT- LIB (MSP)	7	39
SUD RSUT-MSP	5	37
SUD Stages of Change		25
Grand Total	90	719
Total Unique Male Completers YTD	77	476

Women's OUD & SUD Treatment	Active	Waitlisted
MAT	52	15
SUD CBI-SA	10	1
SUD Co-Dependent No More	1	
SUD Individual	4	1
SUD Living in Balance- Core		3
SUD Living in Balance- Relapse Prevention	6	
SUD Outpatient Waitlist	2	5
SUD Women's SUD Services	40	13
Grand Total	115	38
Total Unique Female Participants	64	30
Total Unique Female Population (117)	55%	26%

Women's OUD & SUD Completed 2021	Aug	YTD Total
MAT	4	32
SUD Co-Dependent No More	4	21
SUD Individual		3
SUD Living in Balance- Relapse Prevention	9	25
SUD Women's SUD Services		26
Grand Total	17	107
Total Unique Female Completers YTD	14	69



Maine Department of Corrections August 2021 Data Reporting

Treatment Programming - Men

The programs listed below are the core programming for the male DOC population. They include programming for all adult male facilities.

“Grand Total” row represents the total number of residents active or wait listed in a treatment program, by program name. It is possible for a resident to be active or waitlisted for multiple treatment programs, therefore the “total unique participants” row shows the non-duplicated number active in, or on a waitlist for any program. The “total unique male pop” row shows the number of male residents on the day this report was run, and the % of male population represented by the unique participants in the waitlisted and active columns.

Active/Waitlist as of September 7, 2021, completions for August 2021.

Men's Treatment Program	Active	Waitlisted	Men's Completions August 2021	Successful
Alternatives To Violence		33	Anger Management	1
Anger Management	2	22	Challenge Program	9
Beyond Trauma	1		Commitment To Change	1
CBI-IPV	26	86	Criminal Addictive Thinking	2
Challenge Program	9	36	Helping Men Recover	11
Commitment To Change	7	12	Nonviolent Communication	17
Criminal Addictive Thinking	8	11	NVC Foundations	4
Helping Men Recover	44	7	Planning Your Release	2
Houses Of Healing	9	23	PSB Building a Balanced Life	10
Inside-Out Dads	11	41	R&R2	1
Long Distance Dads	1	41	SAFE	1
New Freedom	54	28	Thinking for a Change	3
Nonviolent Communication	5	47	YARP	1
NVC Foundations	11	3	Grand Total	63
Planning Your Release	5	14		
PSB Tx Building a Balanced Life	1			
PSB Tx CBI-SO MVCF	32	21		
PSB Tx Maintenance	7			
PSB Tx Program MVCF	29	2		
PSB Tx SAPHE		3		
Process Group	8			
Psychology Of Incarceration	2	41		
R&R2	6	46		
Recovery Club	3	1		
Recovery Peer Support- Coach	9	17		
Recovery Peer Support- Participant	18	10		
Restorative Justice	11	2		
SAFE	18	113		
The Impact of Crime	18	42		
Thinking for a Change	2	121		
YARP	11	10		
Grand Total	368	833		
Total Unique Male Participants	301	588		
Total Unique Male Population (1,492)	20%	39%		



Maine Department of Corrections August 2021 Data Reporting

Treatment Programming - Women

The programs listed below are the core programming for the female DOC population. They include programming for all adult female residents.

“Grand Total” row represents the total number of residents active or wait listed in a treatment program, by program name. It is possible for a resident to be active or waitlisted for multiple treatment programs, therefore the “total unique participants” row shows the non-duplicated number active in, or on a waitlist for any program. The “total unique male pop” row shows the number of male residents on the day this report was run, and the % of male population represented by the unique participants in the waitlisted and active columns.

Active/Waitlist as of August 9, 2021, completions for July 2021.

Women's Treatment Program	Active	Waitlisted
Anger Management	1	3
Criminal Addictive Thinking	18	5
Healing Trauma	1	1
Healthy Relationships	17	6
Helping Women Recover	7	4
Mom's Helping Mom's	1	
Moving On	2	16
NAMI- First Aid	4	
New Freedom	6	
Problem Sexual Behavior Tx Women	3	1
Recovery Coach Academy		1
Recovery Peer Support- Coach	6	
Recovery Peer Support- Participant	18	2
SAFE	3	3
Thinking for a Change		4
Grand Total	87	46
Total Unique Female Participants	55	38
Total Unique Female Population (117)	47%	33%

Women's Program Completion	Successful
Criminal Addictive Thinking	5
Grand Total	5



Maine Department of Corrections August 2021 Data Reporting

2.4 Statewide Education and Vocational Programming - Men & Women

The table below shows active/waitlisted as of 9/7/2021, and successful completions for August 2021.

Education & Vocational Programs	Active		Waitlisted	
	F	M	F	M
Adult Basic Education	1	32		7
HiSET Prep Math	3	81	1	43
HiSET Prep Reading	2	58	1	32
HiSET Prep Social Studies	3	50		27
HiSET Prep Science	1	51		37
HiSET Prep Writing	1	72		36
HiSET/HiSET prep	1		1	3
College- Semester	30	73	3	13
College- Associate's Degree	20	48		13
College- Bachelor's Degree	4	15		2
College- Master's Degree	1	4		
PhD		1		
Post-Secondary/College prep	6	1		12
College	1	23		17
SCP Education Hold		46		2
HSED waitlist (CM referral to edu)		1		24
EMCC Badging		1		
College Transition		12		1
Servsafe Certification	6	10	1	46
Auto Mechanics		4		7
Bee Keeping				8
Building Trades		2		2
Culinary Arts	3			2
OSHA Certification		1		22
Work Ready	1	8	9	20
Small Engines		2		11
Welding		8		23
Master Gardener		1		7
NCCER		20	3	69
Grand Total	84	625	19	486

Edu & Voc Completed Programs	Successful	
	F	M
Adult Basic Education		1
College- Semester	2	12
HiSET Prep Math	1	1
HiSET Prep Reading		1
HiSET Prep Science		2
HiSET Prep Writing		1
HSED waitlist (CM referral to edu)		1
Servsafe Certification	2	
WCCC Cert. Prod. Tech. Certification	1	
Grand Total	6	19

Active in College as of 9/7/2021

Facility	College Degree Program	Gender	Active
BCF	College- Associate's Degree	M	2
	College- Bachelor's Degree	M	1
	PhD	M	1
MCC	College- Associate's Degree	F	5
	College- Associate's Degree	M	16
	College- Bachelor's Degree	F	1
	College- Bachelor's Degree	M	2
SMWRC	College- Associate's Degree	F	13
	College- Bachelor's Degree	F	3
	College- Master's Degree	F	1
MSP	College- Associate's Degree	M	22
	College- Bachelor's Degree	M	10
	College- Master's Degree	M	4
MVCF	College- Associate's Degree	M	7
	College- Bachelor's Degree	M	2
Grand Total			90

College Programming at Maine Department of Corrections

For over 20 years, the Maine Department of Corrections has been providing opportunities for residents to participate in and complete college programming. With over 100 college degrees awarded to residents since 2009, the college program has had a transformative impact on the culture of corrections and in the mindset of residents.

For more on the MDOC College Education Program, please see our report "MDOC College Program" at

<https://www.maine.gov/corrections/CollegeProgramData>



Maine Department of Corrections August 2021 Data Reporting

Statewide Classroom Observations

Education Observation Expectations: Two observations per class cohort. Scoring scale for skill areas is 1= meets standard, 2= exceeds standard, 0=needs improvement. All classrooms have a goal of 1.5 or higher in all skill areas.

The table below shows DOC education programming observations cumulative scores for 2021 as of September 7, 2021.

Facility	All HiSET	All ABE	Work Ready	Non-Traditional	Grand Total
MCC-M					0
MCC-W					0
SMWRC					0
MVCF			2	5	7
BCF					0
MSP					0
Total	0	0	2	5	7

Skill Area	HiSET	ABE	Work Ready	Non-Traditional
Lesson Planning			2	2
Student Engagement Responsiveness			2	2
Class Mgt & Leadership			2	2
Monitoring & Assessment			2	2
Totals Observation Score			2.00	2.00

Hi-SET Subtest Completions and High School Equivalency Diplomas (HSED) Earned

HiSET Subtest successful completions, by facility, by subject, for June were pulled on August 9, 2021.

HiSET Subtests Passed August 2021						
Facility	Math	Reading	Science	Soc Studies	Writing	Total
BCF	1	0	0	0	1	2
MCC-M	0	0	0	0	0	0
MCC-F	1	0	0	0	0	1
MSP	0	1	1	0	0	2
MVCF	0	0	1	0	0	1
Total	2	1	2	0	1	6

HSED completers, by facility and completion month. These numbers are pulled from CORIS and periodically compared to Department of Education records for reconciliation. The month indicated below is the actual month the HSED was awarded and issued by Maine Department of Education.

Facility	2021 Jan	2021 Feb	2021 Mar	2021 April	2021 May	2021 Jun	2021 July	2021 Aug	2021 Sept	2021 Oct	2021 Nov	2021 Dec	2021 Total
BCF	0	0	0	0	0	1	0	0					1
MCC-M	0	0	0	0	0	0	0	0					0
MCC-F	0	1	4	2	0	0	0	0					7
MSP	0	0	0	0	0	1	2	0					3
MVCF	1	0	1	2	1	1	1	0					7
Totals	1	1	5	4	1	3	3	0					18



Maine Department of Corrections August 2021 Data Reporting

Facility Grade Level Breakdown

This chart shows the current highest grade-level breakdown of the Adult Facility Population, as of August 6, 2021.

	Women	%	Men	%	Total	%
Not In CORIS	26	21%	178	12%	204	13%
0-8th Grade	4	3%	74	5%	78	5%
9th-11th	8	7%	218	15%	226	14%
HSD/HSED	78	63%	932	62%	1010	62%
Technical/Trade	1	1%	8	1%	9	1%
Associate	2	2%	42	3%	44	3%
Bachelor	3	2%	38	3%	41	3%
Masters	0	0%	6	0%	6	0%
PHD	1	1%	0	0%	1	0%
Grand Total	123	100%	1496	100%	1619	100%

Department of Education HSED 2016-2020 (completed while incarcerated)

	2016 Total	2017 Total	2018 Total	2019 Total	2020 Total
BCF	8	3	4	3	3
DCF	7	2	N/A	N/A	0
MCC-All	11	12	19	20	9
MSP	30	24	27	19	8
MVCF	22	18	20	19	15
Totals	78	59	70	61	35

Apprenticeships at MDOC

MDOC has partnered with MDOL and Maine employers to provide four registered apprenticeships to its residents. Apprenticeships provide training and career pathways to high-quality jobs that allow apprentices to earn while they learn.

MDOC provides the following apprenticeship program to residents:

Carpentry – Carpentry apprentices may earn credentials of NCCER carpentry 1,2 and 3 as well as complete a 1,2, or 3-year apprenticeship in carpentry. Selected candidates must have the NCCER CORE Curriculum completed prior to enrollment in the apprenticeship.

Current Enrollment: 3

Culinary Arts – Culinary apprentices may earn a ServSafe certification and will learn the skills required to work as a line cook in a commercial kitchen. Skills covered include food safety, storage, ordering, basic preparation, and more.

Current Enrollment: 2

Material Handler – Material handler apprentices will earn an OSHA Forklift Operators certification and are trained in warehouse operations such as order picking, stock rotation, packing, shipping, ordering, purchase Order use, invoicing, and more.

Current Enrollment: 3

Wood Harvesting – Wood Harvesting apprentices may earn a Certified Logging Professional Certification. Apprentices will learn safety requirements, OSHA requirements, directional felling, and equipment operation.

Current Enrollment: 7

For more information on apprenticeships:

visit: [https://www.maine.gov/labor/jobs_training/apprenticeship/#:~:text=The%20Maine%20Apprenticeship%20Program%20\(MAP,technical%20and%20theoretical%20course%20work](https://www.maine.gov/labor/jobs_training/apprenticeship/#:~:text=The%20Maine%20Apprenticeship%20Program%20(MAP,technical%20and%20theoretical%20course%20work)



Maine Department of Corrections August 2021 Data Reporting

2.5 Programming Tablets

The programming tablets in our MDOC facilities are corrections grade and operate on a closed, managed network that allows residents access to thousands of hours of free academic, vocational, life skills, and therapeutic programming designed for all learning levels. Currently there are over 700 tablets available to residents at specific levels in the following facilities: Maine State Prison, Maine Correctional Center, and Mountain View Correctional Facility.

“Productive Hours” is the total amount of time residents spent in active programming and “Total Hours” includes “Productive Hours” plus entertainment hours used. Residents earn entertainment time for active programming time.

August 2021 Tablet Data Points

Unique Active Residents	979
Total Productive Hours	20,643
Total Entertainment Hours	9,260
Total Hours	29,903
Average Hours per Resident	30.54
% of Total Hours that were Productive	69.03%

	Unique Active Residents	Total Productive Hours	Total Entertainment Hours	Total Hours	Average Hours per Resident	% of Total Hours that were Productive
MCC - M	171	6,139	4,398	10,537	61.6	58.26%
MCC - F	64	760	664	1,424	22.3	53.37%
MSP	578	11,475	3,380	14,855	25.7	77.25%
MVCF	166	2,269	819	3,088	18.6	73.49%

Department Wide Course Completions in August by Course Type

Job Skills	907	Recovery	76
Spirituality	442	Legal	57
GED	362	Reading	53
Adult Basic Education	253	Making Changes	52
Career Exploration	163	College	41
Inspiration	115	Finance	19
Health	113	Lectures	5
Job Search	96	Documentaries	2
Reentry	87		



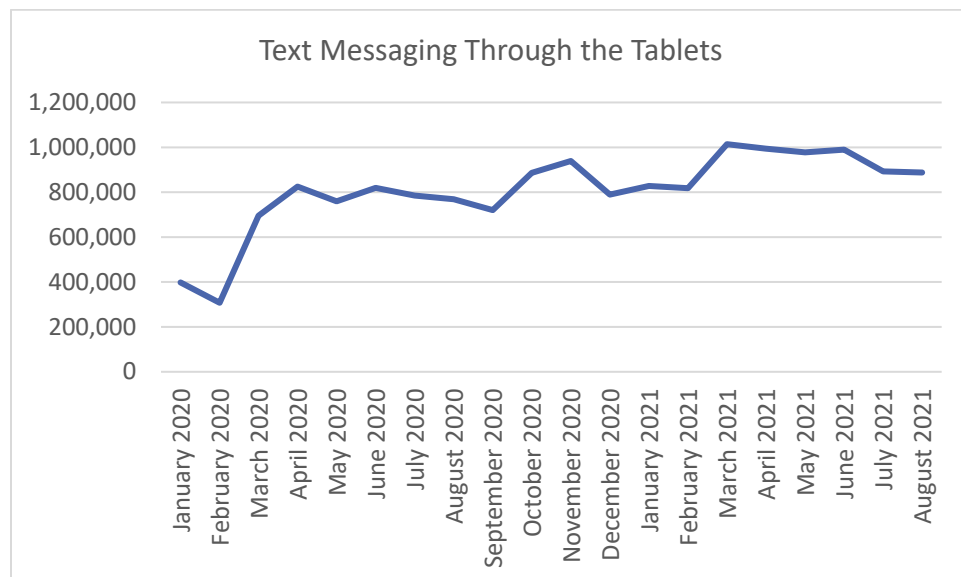
Maine Department of Corrections August 2021 Data Reporting

Top Courses Completed by Facility

Maine DOC tracks the courses that are completed on the tablets each month. The chart below reports the top five completed courses at each facility in August 2021.

MCC-Males	Resident Announcement: MAT Expansion	98
	Eric the Car Guy - Brakes	75
	Central Church Coming Soon To EDOVO	42
	Medication-Assisted Treatment Directive Update	41
	Memo to Clients within the Department of Corrections	40
MCC-Females	Resident Announcement: MAT Expansion	31
	Announcement: MAT Expansion	9
	Prison Fellowship Virtual Easter Hope Event	6
	Learner Engagement Survey	6
	Medication-Assisted Treatment Directive Update	4
MSP	MSP Kitchen Menu	1,529
	Resident Announcement: MAT Expansion	401
	Eric the Car Guy - Noises	108
	Christian Prayer - Part I - Prayer in the Christian Life	89
	MSP Contact Visitation Memo - July 2021	87
MVCF	Resident Announcement: MAT Expansion	178
	Announcement: MAT Expansion	65
	Learner Engagement Survey	23
	Eric the Car Guy - Noises	18
	NCCER Preparation	14

The tablets also offer residents the ability to communicate with family and other supports via text messaging. The graph below shows the number of messages sent per month from all MDOC adult facilities.





Maine Department of Corrections August 2021 Data Reporting

3.0 Classification

3.1 Average Monthly Gain, by Year, by Gender

This chart shows the average daily gain/loss of adult facility residents, by gender and calendar year.

Year	Average Monthly Gain		
	Men	Women	All
2015	0.83	4.08	4.92
2016	5.33	2.25	7.25
2017	1.25	0.42	1.67
2018	-6.17	2.00	-4.08
2019	-13.75	-1.00	-14.75
2020	-28.42	-1.08	-29.5
2021 to Date	-12.00	1.00	-10.88
2015-2020	-7.34	1.10	-6.26

Admissions & Releases by Facility

August 2021	BCF	MCC-Men	MCC-Women	MSP	MVCF	Totals
Admissions for New Charges	N/A	33	1	0	N/A	34
Admissions for Probation Violations	N/A	26	0	0	N/A	26
Releases to Probation	3	12	0	9	9	33
Straight Releases	5	9	4	8	9	35

3.2 Current Custody Ratings

Custody Rating Overtime- 2020 & 2021

		Aug 2020	Sep 2020	Oct 2020	Nov 2020	Dec 2020	Jan 2021	Feb 2021	Mar 2021	Apr 2021	May 2021	June 2021	July 2021	Aug 2021
Male	Close	11%	10%	10%	10%	10%	11%	11%	12%	12%	12%	11%	11%	10%
	Medium	47%	49%	50%	49%	50%	51%	51%	51%	51%	50%	49%	51%	51%
	Minimum	26%	26%	25%	25%	24%	24%	23%	23%	23%	24%	24%	25%	25%
	Community	11%	12%	13%	13%	10%	11%	10%	11%	10%	9%	10%	11%	10%
	Unclassified	5%	3%	2%	2%	5%	3%	5%	3%	4%	5%	6%	2%	4%
	Grand Total	100%	100%	100%	100%	100%	100%	100%	100%	100%	100%	100%	100%	100%
Female	Close	3%	3%	3%	3%	2%	2%	2%	2%	2%	2%	2%	2%	2%
	Medium	24%	23%	25%	24%	30%	28%	28%	29%	24%	26%	25%	31%	35%
	Minimum	28%	29%	29%	25%	26%	28%	28%	27%	34%	37%	39%	35%	33%
	Community	39%	38%	40%	46%	41%	41%	37%	40%	35%	32%	27%	31%	27%
	Unclassified	6%	7%	3%	3%	2%	1%	5%	2%	4%	2%	7%	1%	3%
	Grand Total	100%	100%	100%	100%	100%	100%	100%	100%	100%	100%	100%	100%	100%



Maine Department of Corrections August 2021 Data Reporting

3.3 Facility Transfers

Number of Transfers between Facilities

Transfer from Location	Transfer to Location	Aug-20	Sep-20	Oct-20	Nov-20	Dec-20	Jan-21	Feb-21	Mar-21	Apr-21	May-21	Jun-21	Jul-21	Aug-21
Bolduc Correctional Facility	MCC	0	0	0	0	0	0	0	0	0	0	0	0	0
	MSP	2	5	4	1	4	2	3	2	0	0	5	2	5
	MVCF	0	0	0	0	0	0	5	2	0	1	0	0	0
Maine Correctional Center	BCF	0	0	0	0	0	0	0	0	0	0	16	17	17
	MSP	1	0	0	1	3	0	2	15	2	22	21	6	19
	MVCF	43	57	22	0	0	22	29	25	37	16	30	31	10
Maine State Prison	BCF	12	15	5	0	13	3	13	6	3	19	13	9	5
	MCC	3	1	0	0	1	0	2	1	0	1	0	1	1
	MVCF	2	0	0	0	0	2	6	1	10	10	7	21	1
Mountain View Correctional Facility	BCF	0	0	0	0	0	0	1	2	1	2	0	1	0
	MCC	1	15	0	0	0	5	10	1	2	1	2	0	1
	MSP	2	0	0	0	3	0	1	0	6	0	0	7	3
Grand Total		66	93	31	2	24	34	72	55	61	72	94	95	62



Maine Department of Corrections August 2021 Data Reporting

Return to Higher Custody by Facility

Transfers to higher custody are listed based on the incident reason connected to the date of transfer. For any transfer that does not have a related incident, the transfer reason is listed towards the bottom of the section for each facility.

Facility	Incident Reason	20-Jul	20-Aug	20-Sep	20-Oct	20-Nov	20-Dec	21-Jan	21-Feb	21-Mar	21-Apr	21-May	21-Jun	21-Jul	21-Aug
BCF	Assault-Cl. on Cl. w/out Ser. Injury					1							2		
	Contraband Found - Alcohol														
	Contraband Found - Cell Phone(s)														
	Contraband Found - Drugs						1			1					1
	Contraband Found - Medication														
	Contraband Found - Tobacco												1		
	Drug Test - Positive		2				2						1		
	Failure to Comply/Program			1											
	Fight														
	Theft														
	<i>Below are transfer reasons for those transfers without a related incident</i>														
	Change of Custody Level													1	
	Higher Security	1						1	1	1					1
	Medical	2		3	3		1	1	2				1	1	
	Population Distribution														
	Safety														1
	Security			1											2
	BCF Totals	3	2	5	3	1	4	2	3	2	0	0	5	2	5
MVCF	Assault-Client on Cl. w/ Ser. Injury						1								1
	Assault-Client on Cl. w/out Ser. Injury														
	Contraband Found - Drugs														
	Contraband Found - Tobacco												1		
	Damage to Property														
	DEI														
	Drug Test - Positive							1	1						
	Fight-Client on Client														1
	Failure to Comply/Program		1												
	Major Disturbance														
	Suicide Behavior, No Injury														
	Suicide Behavior, With Injury										1			1	
	Self-Inflicted Injury		1					1	1						
	Tattooing														
	Threatening (to staff)									1					
	Weapon(s) Involved/Seized														
	<i>Below are transfer reasons for those transfers without a related incident</i>														
	Change of Custody Level										5				
	Higher Security														1
	Medical								1					2	1
	Population Distribution	1		15				3	8		2	1			
	Security		1				2						1	4	
	MVCF Totals	1	3	15	0	0	3	5	11	1	8	1	2	7	4



Maine Department of Corrections August 2021 Data Reporting

Supervised Community Confinement Program (SCCP) Cases by Month

The purpose of the Supervised Community Confinement Program is to provide a means of successful reentry of facility residents into the community. Residents transferred to supervised community confinement are still considered facility residents while in the program. The place of confinement is in the community, rather than in a correctional facility. Participation in this program is a privilege that may be afforded to residents who meet the established criteria.

The charts below show the placements, completions, and violations of SCCP, as well as the census at the end of each month.

Males	20-Aug	20-Sep	20-Oct	20-Nov	20-Dec	21-Jan	21-Feb	21-Mar	21-Apr	21-May	21-Jun	21-Jul	21-Aug
End of Previous Month Census	32	36	31	24	21	16	16	10	12	8	8	9	10
SCCP Placements	10	5	3	3	0	4	2	3	2	1	2	1	3
SCCP Completions	4	10	10	6	5	3	8	1	5	1	1	0	5
Violations (return to custody)	2	0	0	0	0	1	0	0	1	0	0	0	0
End of Month SCCP Census	36	31	24	21	16	16	10	12	8	8	9	10	8

Females	20-Aug	20-Sep	20-Oct	20-Nov	20-Dec	21-Jan	21-Feb	21-Mar	21-Apr	21-May	21-Jun	21-Jul	21-Aug
End of Previous Month Census	18	18	15	16	17	20	21	19	21	19	16	15	11
SCCP Placements	5	5	4	4	4	3	2	5	3	2	4	0	3
SCCP Completions	5	7	3	3	1	1	3	3	4	4	5	4	3
Violations (return to custody)	0	1	0	0	0	1	1	0	1	1	0	0	0
End of Month SCCP Census	18	15	16	17	20	21	19	21	19	16	15	11	11

2021 Totals	Males	Female
Placements	18	22
Completions	24	27
Violations	2	4



Maine Department of Corrections August 2021 Data Reporting

4.0 Prison Industries Report

Prison Industries exist at all adult facilities and provides vocational skill training and work opportunities for residents. The wage earned goes towards room and board, paying fines and restitution, and for resident expense and savings accounts.

The chart breaks down each job by facility location, number of employees, and total of numbers worked during a given month's pay period. Depending when paydays fall, one month can show an extra pay week.

Resident Jobs by Facility and Wages Earned

Facility	Job Designation	April		May		June		July		August	
		# of Emp.	Total Hrs.	# of Emp.	Total Hrs.	# of Emp.	Total Hrs.	# of Emp.	Total Hrs.	# of Emp.	Total Hrs.
BCF	Showroom	3	509.0	3	504.0	3	945.5	3	628.0	3	508.0
BCF	Plateshop	7	1,032.0	8	1,048.5	6	1,315.5	7	904.0	8	1,312.0
MSP	Upholstery PIE Program	3	23.9	3	250.0	2	235.0	3	344.7	3	235.5
MSP	Upholstery	6	291.6	3	170.0	6	703.0	6	391.6	5	399.6
MSP	Woodshop	66	3,605.7	71	4,857.3	67	6,022.4	74	9,805.3	72	7,226.0
MSP	Metal Shop	7	411.4	6	479.8	6	954.2	6	602.6	7	703.4
MSP	Finishing Shop	9	514.6	9	663.8	9	1,275.3	12	1,004.1	13	1,106.5
MSP	Card Design/ Drawing	1	10.0	1	12.0	1	16.0	1	24.0	1	25.0
MSP	Fly Tying	-	-	-	-	-	-	8	8.0	-	-
MCC	Upholstery	3	283.00	4	281.50	2	200.00	4	489.50	4.00	351.50
MCC	Stitching & Embroidery	3	41.75	3	7.75	3	30.00	5	397.50	17.00	576.95
MCC	Print Shop	4	414.00	5	336.50	4	367.00	4	440.50	4.00	377.50
MVCF	Pine Grove	5	580.50	2	385.50	2	206.50	1	137.00	-	-
MVCF	Sawmill	11	1,541.00	11	1,573.00	12	1,289.00	11	1,080.40	9.00	1,417.00
MVCF	Tug Toys	3	166.00	6	299.00	2	62.00	-	-	-	-
MVCF	Woodshop	7	714.00	7	675.50	9	1,284.00	8	897.51	8.00	1,226.00
Grand totals		138.00	10,138.45	142.00	11,544.15	134.00	14,905.40	153.00	17,154.71	154.00	15,464.95

Total Wages Paid Out by Month

The chart below shows by month, the total wages paid to all Industries resident employees for the hours worked in the chart above.

Facility	Jan-21	Feb-21	March-21	April-21	May-21	June-21	July-21	Aug-21
MSP/BCF	\$12,972.10	\$15,200.39	\$20,711.72	\$19,927.69	\$27,432.17	\$35,371.36	\$39,171.06	\$33,678.70
MCC/SMWRC	\$1,904.55	\$2,505.01	\$1,713.20	\$890.74	\$762.46	\$808.71	\$1,537.43	\$1,726.87
MVCF	\$3,667.00	\$4,113.25	\$3,588.75	\$9262.00	\$5,021.25	\$5,563.88	\$4,116.19	\$4,559.00
Grand Total	\$18,543.65	\$21,818.65	\$26,013.67	\$30,080.43	\$33,215.88	\$41,743.95	\$44,869.68	\$39,964.57



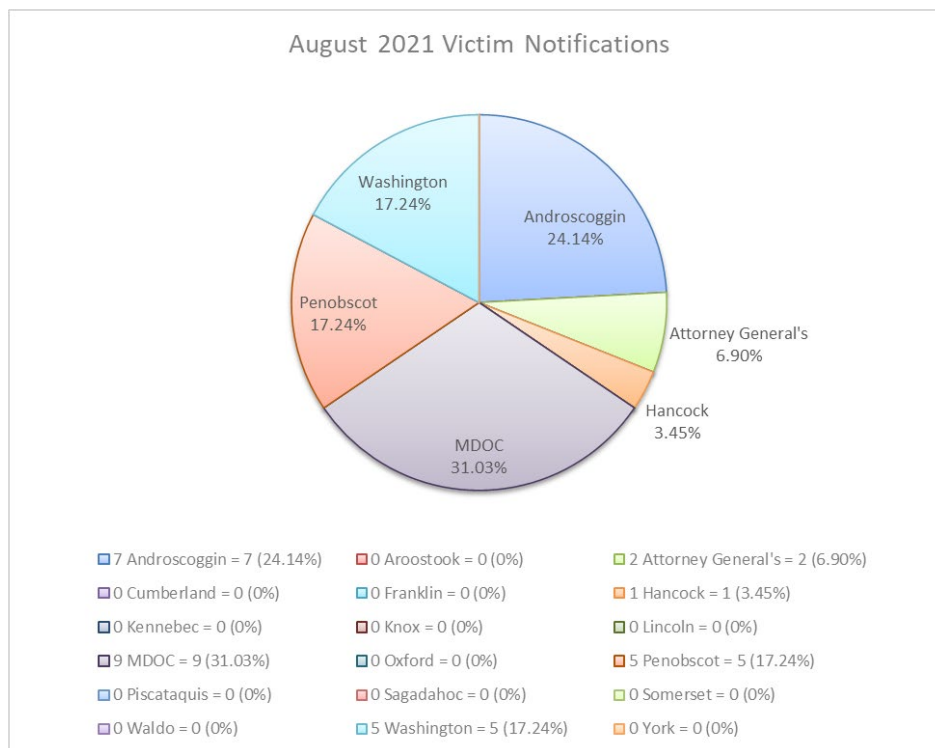
Maine Department of Corrections August 2021 Data Reporting

5.0 Office of Victim Services

August 2021 Highlights

Victim Notification:

One of the major duties of the Maine Department of Corrections (MDOC), Office of Victim Services (OVS) is to register victims of crime for victim notification of adult or juvenile resident release and enforce such requests as outlined in Statute. In August 2021, a total of 29 victims registered for victim notification. The chart indicates which agency assisted the victim in filing the victim notification request with the MDOC. The MDOC OVS assisted in 9 victim notification requests, totaling 31.03% of the requests for August.



Safety planning:

The MDOC victim advocates track information pertaining to releases of persons with problem sexual behavior or domestic violence history into the community and provides support services to crime victims prior to a registered person with problem sexual behavior or domestic violence history being released from an MDOC facility.

Victim wrap around meetings, or “victim safety planning meetings”, are offered to all victims, and/or victim’s parents/guardians if the victim is a minor, in preparation for the resident’s release. Victim Services aims to have the meetings at least two weeks prior to the release date hoping that as much of the resident’s re-entry plan information is current and available. These meetings are held at a Probation Office closest to where the victim lives. Only participants requested by the victims attend the meetings. Participants include, but are not limited to, Probation Officer, Victim Services Advocate, Victim and/or victim’s parents/guardian, Law Enforcement



Maine Department of Corrections August 2021 Data Reporting

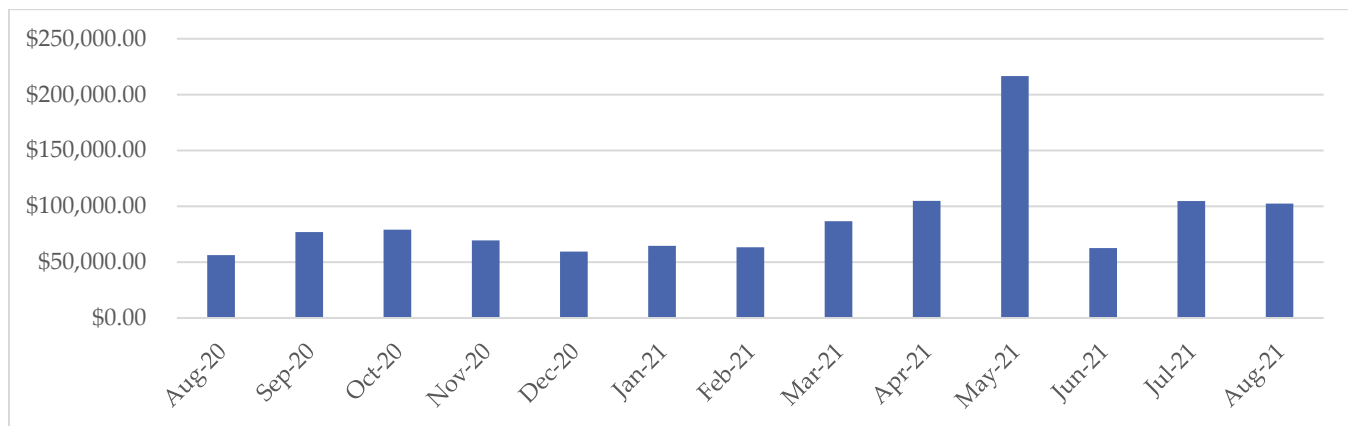
Officer(s) and an advocate from the Sexual Assault Center or Domestic Violence Resource Center that is located closest to the victim. Due to COVID-19 and the need for social distancing, safety planning meetings are currently held online. In August, 2 safety planning meetings were held at the request of victims.

Restitution:

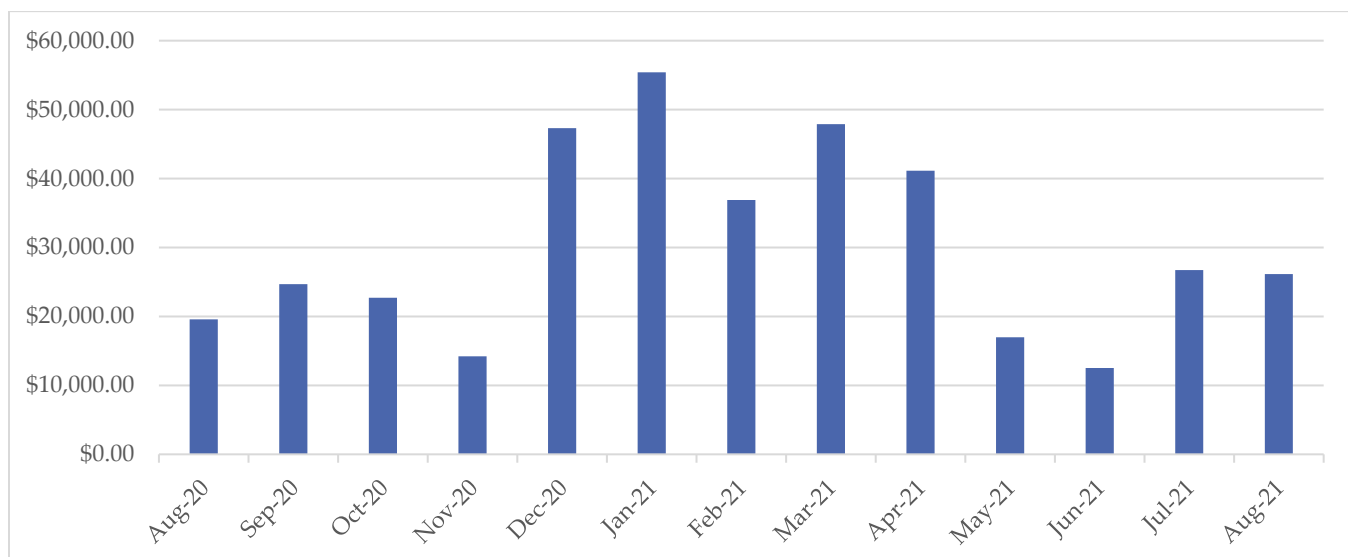
In August, the Maine Department of Corrections collected \$102,467.38 in restitution. Restitution checks disbursed to crime victims in August totaled \$56,238.82, of which, \$26,134.63 were funds that would not have been disbursed without the research done by OVS.

In August the OVS reviewed 107 resident and/or client restitution cases which included 180 contacts with victims, collateral contacts researching the case, and connecting with the Court and District Attorney's Office staff to assist crime victims.

RESTITUTION COLLECTION



MONIES DISBURSED DUE TO ADVOCATE RESEARCH





Maine Department of Corrections August 2021 Data Reporting

6.0 Adult Community Corrections

6.1 Adult Community Caseloads as of September 3, 2021.

“Active” clients are any probationer on community supervision that requires direct contact on a regular basis.

“Passive” clients require less contact on a regular basis. Clients on a passive status can be placed on active status at any time.

		Region 1	Region 2	Region 3	Grand Total
Active	Probation	850	1294	1061	3205
	Parole	2	6	2	10
	SCCP	9	6	4	19
	Interstate Compact In	63	76	97	236
	Pending Violation	137	146	148	431
	Pending Violation - Incarcerated	116	132	134	382
Passive	County Jail	21	15	35	71
	Partial Revocation - County Jail	12	15	16	43
	Interstate Active Detainer	12	0	0	12
	Interstate Compact Out	85	48	49	182
	Warrant Absconded	210	357	343	910
Grand Total		1517	2095	1889	5501

		Asian		Black or African American		Native American		Native Hawaiian or Pacific Islander		Two or More Races		Unknown		White		Grand Total
Client Status		M	F	M	F	M	F	M	F	M	F	M	F	M	F	
Active	Probation	14	1	151	8	42	17	1	0	20	5	53	15	2328	550	3205
	Parole	0	0	0	0	0	0	0	0	0	0	0	0	10	0	10
	SCCP	0	0	1	0	0	1	0	0	1	1	0	0	6	9	19
	Interstate Compact In	1	0	6	0	5	0	2	0	2	0	9	1	169	41	236
	Pending Violation	0	0	19	3	6	2	0	0	2	1	6	2	285	105	431
	Pending Violation - Incarcerated	1	1	34	1	11	2	0	0	3	0	6	1	275	47	382
	Total	16	2	211	12	64	22	3	0	28	7	74	19	3073	752	4283
Passive	County Jail	0	0	5	1	1	2	0	0	1	0	0	0	50	11	71
	Interstate Active Detainer	0	0	4	0	0	0	0	0	0	0	1	0	7	0	12
	Interstate Compact Out	1	1	54	6	2	0	0	0	6	0	7	1	88	16	182
	Partial Revocation - County Jail	0	0	4	0	0	1	0	0	0	0	1	0	32	5	43
	Warrant Absconded	1	1	84	7	20	3	1	0	5	1	49	9	596	133	910
	Total	2	2	151	14	23	6	1	0	12	1	58	10	773	165	1218



Maine Department of Corrections August 2021 Data Reporting

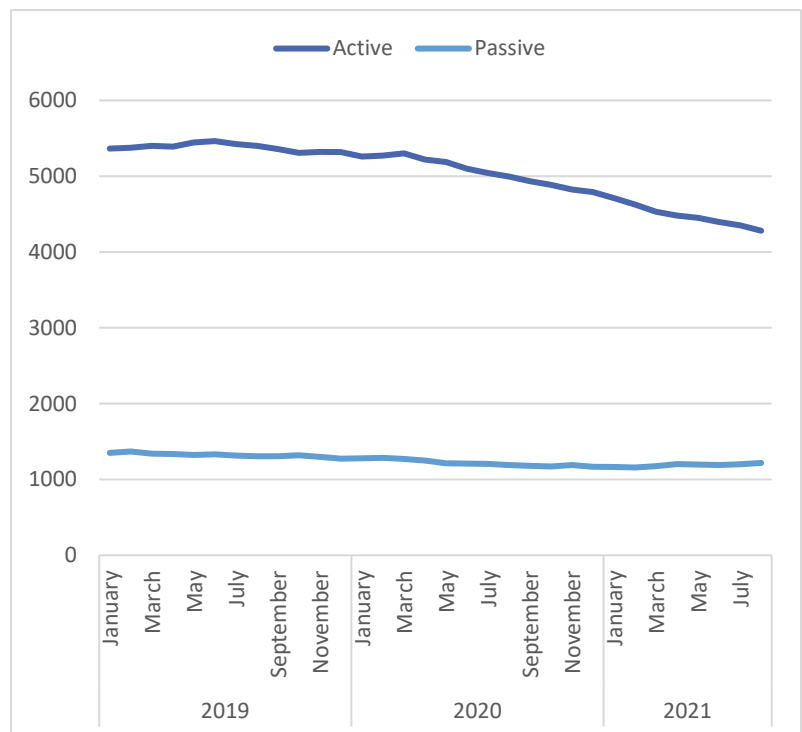
6.2 Average Age and Race of Adult Probationers by Gender

	Male	Female
As of 8/31/2021	41	40

Race	Male		Female	
Asian	14	0.54%	1	0.17%
Black or African American	151	5.79%	8	1.34%
Native American	42	1.61%	17	2.85%
Native Hawaiian or Pacific Islander	1	0.04%	0	0.00%
Two or More Races	20	0.77%	5	0.84%
Unknown	53	2.03%	15	2.52%
White	2328	89.23%	550	92.28%
Grand Total	2609	100.00%	596	100.00%

6.3 Community Population Over Time

		Active	Passive
2020	January	5259	1279
	February	5271	1286
	March	5302	1271
	April	5220	1249
	May	5187	1214
	June	5098	1209
	July	5042	1205
	August	4995	1191
	September	4934	1180
	October	4886	1172
	November	4824	1191
	December	4791	1167
2021	January	4710	1164
	February	4626	1158
	March	4531	1175
	April	4480	1204
	May	4451	1196
	June	4397	1191
	July	4352	1201
	August	4281	1217





Maine Department of Corrections August 2021 Data Reporting

6.4 Violations & Revocations

Violations are broken up into three categories and are detailed below to help better understand the table.

- Felony – Probation Violation based on new criminal conduct that is a felony charge.
- Misdemeanor – Probation Violation based on new misdemeanor charges.
- Technical Violation – Probation violation that is technical in nature. Examples include- failure to report, contact with a victim, failure to participate in treatment, and absconding from probation (not limited to these).

Revocations are broken up into three categories and are detailed below to help better understand the table.

- Full Revocation – A probationer has violated the terms of their current probation and will be serving their underlying sentence at a Maine DOC facility.
- Probation Revocation with Continuation – Probationer will be serving time for a probation violation in either a county jail or in a Maine DOC facility. Upon release, the probationer will continue probation.
- Probation Revocation with Termination – Probationer will serve time for their probation violation in a county jail or Maine DOC facility. Upon release, the person will not be on probation.

August Revocations		County Jail						DOC Facility					
		Male			Female			Male			Female		
		R 1	R 2	R 3	R 1	R 2	R 3	R 1	R 2	R 3	R 1	R 2	R 3
Violation Type	Revocation												
Felony	Full Revocation			2				1	4	2			
	Probation Revocation with Continuation	2	4	1	1		1	1	1	1			
	Probation Revocation with Termination	1	3	3		1			4	3			1
Misdemeanor	Full Revocation										1		
	Probation Revocation with Continuation	2	6	1			2						
	Probation Revocation with Termination		1						2				
Technical	Probation Revocation with Continuation	2	7	6	1	2	1		1	1			
	Probation Revocation with Termination	2	1	3				2		3			
Grand Total		9	22	16	2	3	4	4	12	10	1	0	1

Community Investigations Completed

Investigation Type	Region 1		Region 2		Region 3		Dept. August Total	Dept. YTD Total
	August	YTD	August	YTD	August	YTD		
Conditions	0	2	1	1	0	0	1	3
Furlough Investigation	1	1	0	0	0	0	1	1
Pardon	0	8	0	7	2	12	2	27
Pre-Sentence Investigation	0	0	0	0	1	4	1	4
SCCP	1	19	5	25	2	14	8	58
Interstate Compact Investigations							19	110
Totals	2	30	6	33	5	30	32	203



Maine Department of Corrections
Correctional Programming Division
25 Tyson Drive
Augusta, ME 04330
Phone (207) 287-2711
Fax (207) 287-4370

<http://www.maine.gov/corrections>

The mission of the Department of Corrections is to reduce the likelihood that juvenile and adult offenders will re-offend, by providing practices, programs and services which are evidence-based, and which hold the offenders accountable.