

April 2026

MDOC Adult Data Report



MDOC Data Team

This document contains key adult correctional data points to assist management and staff in making evidence-based decisions.

Randall Liberty
Commissioner

Anthony Cantillo
Deputy Commissioner

Maine Department of Corrections
25 Tyson Drive
State House Station 111
Augusta Maine 04333-0111
207-287-2711

5/11/2026



Maine Department of Corrections April 2026 Data Reporting

Contents

1.0 Population & Demographics	3
1.1 Incarcerated Population	3
1.2 Behavioral Health Services	4
1.3 Administrative Control Unit Population	5
1.4 Restrictive Housing Population	7
2.0 Correctional Programming	10
2.1 Resident Classification Reviews.....	10
2.2 DOC Programming by Type	11
3.0 Classification	12
3.1 Average Monthly Gain, by Year, by Gender	12
3.2 Current Custody Ratings.....	12
3.3 Facility Transfers.....	13
4.0 Supervised Community Confinement Program (SCCP)	14
5.0 Prison Industries Report.....	15
6.0 Office of Victim Services.....	16
7.0 Adult Community Corrections.....	18
7.1 Adult Community Caseloads	18
7.2 Average Age and Race of Adult Probationers by Gender	19
7.3 Community Population Over Time	19
7.4 Community Investigations.....	20
7.5 Leading the Way.....	20
7.6 Probation Successful Completions:	21
7.7 Violations & Revocations.....	21



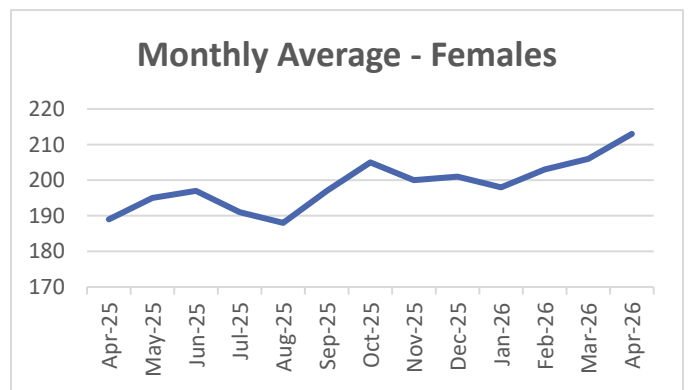
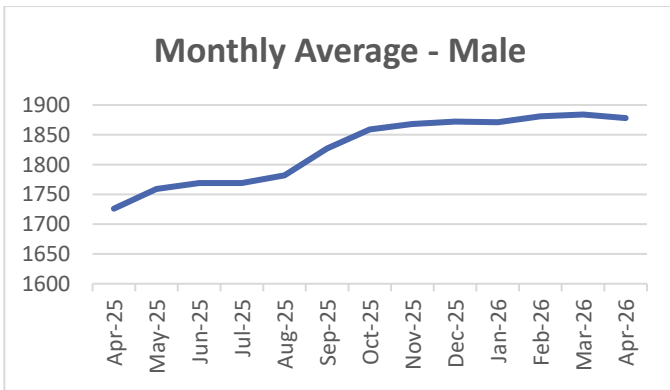
Maine Department of Corrections April 2026 Data Reporting

1.0 Population & Demographics

1.1 Incarcerated Population

2025-2026 average population, by month, by gender. Average Population YTD is based only on 2026 months.

Month-Year	Male	Female	Total
April 2025	1726	189	1915
May 2025	1759	195	1954
June 2025	1769	197	1966
July 2025	1769	191	1960
August 2025	1782	188	1970
September 2025	1827	197	2024
October 2025	1859	205	2064
November 2025	1868	200	2069
December 2025	1872	201	2074
January 2026	1871	198	2069
February 2026	1881	203	2084
March 2026	1884	206	2090
April 2026	1878	213	2091
Average Population YTD	1879	205	2084



Population Demographics

Average Age

	Male	Female
April 2026	42	40

Racial Breakdown by Gender

	Male	Female
Asian	0.51%	0.16%
Black or African American	13.81%	1.89%
Native American	3.14%	3.28%
Native Hawaiian	0.05%	0.00%
Two or More Races	0.92%	0.47%
Unknown	1.60%	0.00%
White	79.97%	94.20%
Totals	100%	100%



Maine Department of Corrections April 2026 Data Reporting

Current Population by Controlling Sentence

The table to the right shows the total population by controlling sentence. The “Null” category is a result of the correctional information system not being able to determine a controlling sentence. The “Attempt” category represents several offense types where the controlling offense was attempted but not successful. Controlling offense reflects all adult facility population on May 4, 2026.

Controlling Sentence	Total	%	Controlling Sentence	Total	%
Null	59	3%	Murder	232	11%
Arson	26	1%	Offenses/Family	4	0%
Assault/Threaten	323	15%	OUI	20	1%
Attempt	27	1%	Property Damage	7	0%
Bail	16	1%	Public Admin	19	1%
Burglary	87	4%	Public Order	1	0%
Conspiracy	6	0%	Public Safety	1	0%
Drugs- Trafficking	506	24%	Robbery	70	3%
Drugs- Possession	68	3%	Sex Offenses	281	13%
Drugs- Other	6	0%	Stalking/Terrorize	6	0%
Falsification	19	1%	Theft	110	5%
Forgery	10	0%	Traffic Criminal	57	3%
Kidnapping	16	1%	Trespass	5	0%
Manslaughter	81	4%	Weapons	24	1%

1.2 Behavioral Health Services

Wellpath provided behavioral health services for April 2026:

- Substance use disorder assessments — 85
- Behavioral health intakes — 106
- Behavioral health sick calls answered — 570
- Adult facility residents on psych meds — 963
 - 173 females
 - 790 males
- IMHU screenings — 0
- IMHU groups offered — 49
- Number of times IMHU residents attended groups — 388
- Average number of IMHU daily individual therapy sessions — 5

Intensive Mental Health Unit (IMHU) Average Population

MDOC recognizes the need to provide structured intensive mental health services in a specialized mental health housing unit to accommodate the needs of male prisoners experiencing serious mental health problems.

The table to the right shows the average daily population in the IMHU by month, while below shows annual ADP.

IMHU Month/Year	Average Pop
April 2025	25
May 2025	24
June 2025	24
July 2025	24
August 2025	23
September 2025	25
October 2025	28
November 2025	29
December 2025	28
January 2026	28
February 2026	27
March 2026	26
April 2026	27
Avg ADP 2026 YTD	27

Year	2014	2015	2016	2017	2018	2019	2020	2021	2022	2023	2024	2025	2026
ADP	22	21	22	26	26	27	23	27	26	26	24	25	27



Maine Department of Corrections April 2026 Data Reporting

Mountain View Correctional Facility Special Clinical Housing Unit (SCHU)

SCHU provides residents with long term or terminal health conditions or disabilities (to include mental health) daily monitoring, medication, and/or support services for activities of daily living at a nursing intervention level. The SCHU is made up of two housing units at Mountain View Correctional Center. Nursing staff are available 24/7. Resident care is provided by medication technicians, Certified Nurses Aids, and Registered Nurses.

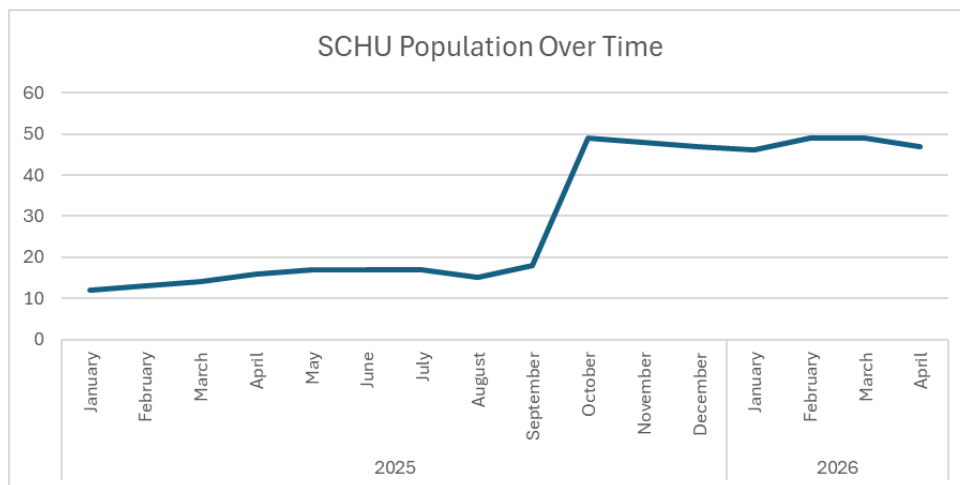
In addition to nursing care, SCHU utilizes Behavioral Health Technicians to offer groups to provide healthy leisure activities including yoga, prosocial groups, bingo, current events, and scavenger hunts. Residents of the SCHU also have access to a fish tank, outside garden, and exercise equipment.

“Helping Hands” are volunteer residents working on SCHU who provide daily assistance to residents. Some of the tasks include assistance with cleaning rooms, pushing wheelchairs, and reading and writing assistance.

SCHU Information	25-Dec	26-Jan	26-Feb	26-Mar	26-Apr
# On SCHU Waitlist	2	5	2	0	0
# Of Intakes	2	2	4	4	3
# Of Residents On SCHU	38	40	39	41	41
# Needing Help with ADLs	9	10	10	12	11
# With Ambulation issues	16	17	18	26	26
# With Incontinence Issues	1	1	3	4	5
# Diabetic- Significant insulin or monitoring needs	8	9	10	11	11
# On Oxygen	4	4	3	3	4
# With Dementia	1	1	1	1	0
# With Cancer	3	3	1	1	1
# Receiving Palliative Care	0	0	0	0	0

Age Range of Residents

50 or < years old	3	4	3	3	2
50-59 years old	6	6	5	4	3
60-69 years old	13	14	12	15	16
70 > years old	16	16	19	19	20



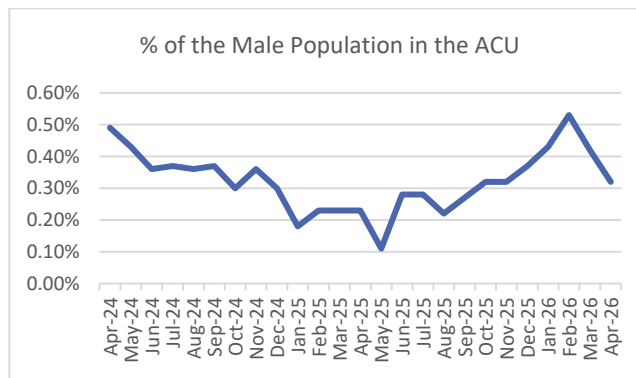


Maine Department of Corrections April 2026 Data Reporting

1.3 Administrative Control Unit Population

The Administrative Control Unit (ACU) is a housing unit at the Maine State Prison for residents in need of an extended period of intensive security and programming, when a return to a larger general population may pose an on-going or serious threat to the safety of others, risk of escape, or another repeated or serious threat to facility security. Residents in the ACU are afforded at least four (4) hours of time out of cell, per day, and are afforded access to programs, services, and communications comparable to general population housing areas.

The percent of the adult male population that was housed in the Administrative Control Unit (ACU) during the month of April 2026 was 0.32% (6 residents). The percent of the adult male population in ACU over the past two years is shown in the graph below.



The below tables show the demographics of residents in the Administrative Control Unit during the month of April 2026.

Race	Males	
	Count	Percentage
Asian	0	0.0%
Black or African American	4	66.67%
Native American	0	0.0%
'Native Hawaiian or Pacific Islander	0	0.0%
Two or More Races	0	0.0%
Unknown	1	16.67%
White	1	16.67%

Age Groups	Males	
	Count	Percentage
20's	3	50.00%
30's	1	16.67%
40's	2	33.33%
50's	0	0.0%
60's	0	0.0%
70's	0	0.0%



Maine Department of Corrections April 2026 Data Reporting

1.4 Restrictive Housing Population

Restrictive housing at MDOC is defined as housing that separates a resident from the general population and restricts the resident to his or her cell twenty-two (22) hours or more per day for the safe and secure operation of the facility.

Administrative status is the MDOC’s designation used when placing a resident in restrictive housing. Administrative status is the placement of a resident in a cell in a restrictive housing unit separated from the general population or in another housing unit only for as long as necessary as a result of a determination that there is a direct threat to the safety of persons or a clear threat to the safe and secure operation of the facility if the prisoner is on a less restrictive status.

The number of stays below and to the left are the number of times any resident spent any amount of time on the status during the month of April 2026. The number of unique residents below and to the right, are the number of residents that spent any amount of time on the status during the month of April 2026.

Number of Stays for Each Status	Male	Female
Administrative Status	46	3
Disciplinary Segregation	11	0

Number of Unique Residents for Each Status	Male	Female
Administrative Status	43	3
Disciplinary Segregation	11	0

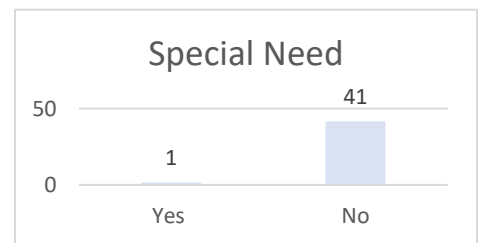
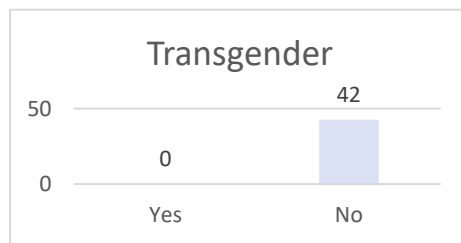
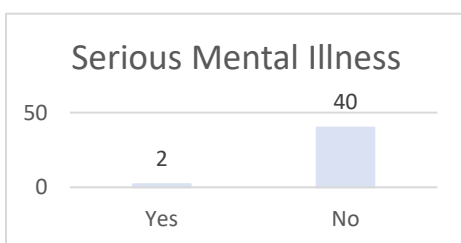
The tables below show the demographics of residents on a restrictive housing status during the month of April 2026.

Race	Male		Female	
	Count	Percentage	Count	Percentage
Asian	0	0.0%	0	0.0%
Black or African American	10	20.41%	0	0.0%
Native American	0	0.0%	0	0.0%
Nat. Hawaiian or Pac. Islander	0	0.0%	0	0.0%
Two or More Races	0	0.0%	0	0.0%
Unknown	0	0.0%	0	0.0%
White	39	79.59%	3	100.00%

Age Groups	Male		Female	
	Count	Percentage	Count	Percentage
20's	10	20.41%	1	33.33%
30's	22	44.90%	1	33.33%
40's	9	18.37%	1	33.33%
50's	6	12.24%	0	0.00%
60's	2	4.08%	0	0.0%
70's	0	0.0%	0	0.0%
80's	0	0.0%	0	0.0%

An administrative status placement is an option of last resort, to be used only when a less restrictive alternative has not been or would not be effective to resolve the threat posed. This is especially important if a client has any medical or mental health condition that might contraindicate the placement.

In April, there were two residents with a serious mental illness at time of Administrative Status placement, and one with a special need. “Special need” refers to residents with higher psychiatric acuity who need consistent/regular and frequent engagement with the mental health and psychiatric teams. No residents identified as transgender.





Maine Department of Corrections April 2026 Data Reporting

For residents placed on Administrative Status during the month of April 2026, the following table lists the reasons for the Administrative Status placement.

Reason for Placement	# of Residents	Reason for Placement	# of Residents
Contraband	9	Safety Concerns	4
Threatening	8	Trafficking	3
Physical Altercation	7	Under the Influence	3
Assault	5	Observation	1
Refusing Staff Orders	5		

Average Daily Population on a Restrictive Housing Status by Type

The below tables show the average daily population of residents on a restrictive housing status, as well as the ADP on those statuses as a percent of the total population for the month of April 2026.

Male	
Restrictive Housing Type	ADP on Status
Administrative Status	6.33
Disciplinary Segregation	7.50
Daily Average of Males on RH Status	13.83
% of Male Population on RH Status	0.74%

Female	
Restrictive Housing Type	ADP on Status
Administrative Status	0.23
Disciplinary Segregation	0.00
Daily Average of Females on RH Status	0.23
% of Female Population on RH Status	0.10%

Average Daily Population on a Restrictive Housing Status by Type and Facility

Gender	Facility	Average Daily Population on Administrative Status in April 2026
Females	MCC	0.23
	Daily Average of Females on Administrative Status	0.23
	% of Female Population on Administrative Status	0.10%
Males	MSP	5.33
	MCC	0.77
	MVCF	0.23
	Daily Average of Males on Administrative Status	6.33
	% of Male Population on Administrative Status	0.34%
All Residents Daily Average on Administrative Status		6.56
% of Total Population on Administrative Status		0.31%

Gender	Facility	Average Daily Population on Disciplinary Segregation Status in April 2026
Females	MCC	0.00
	Daily Average of Females on Disciplinary Segregation	0.00
	% of Female Population on Disciplinary Segregation	0.00%
Males	MSP	7.50
	MCC	0.00
	MCVCF	0.00
	Daily Average of Males on Disciplinary Segregation	7.50
	% of Male Population on Disciplinary Segregation	0.40%
All Residents Daily Average on Disciplinary Segregation		7.50
% of Total Population on Disciplinary Segregation		0.36%

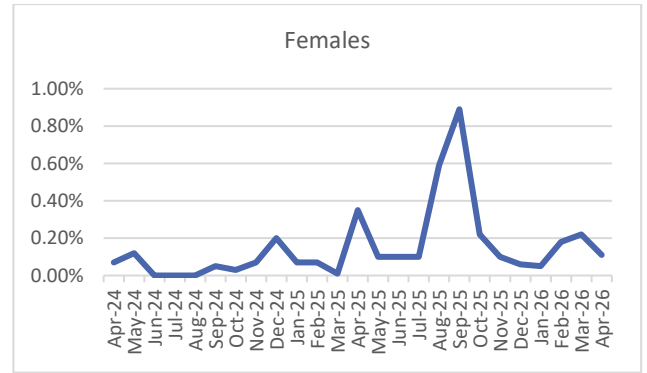
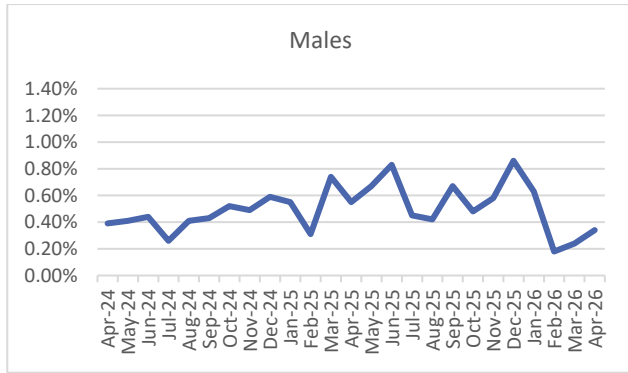


Maine Department of Corrections April 2026 Data Reporting

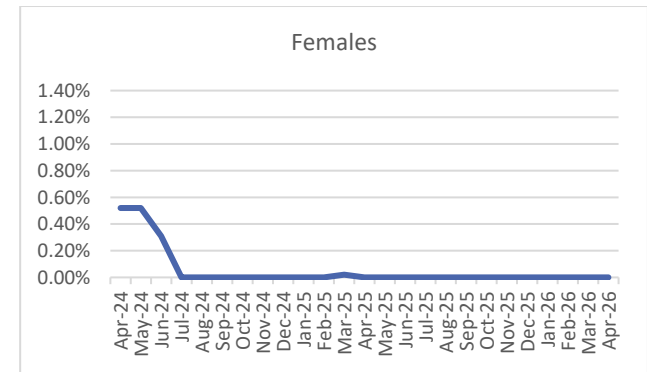
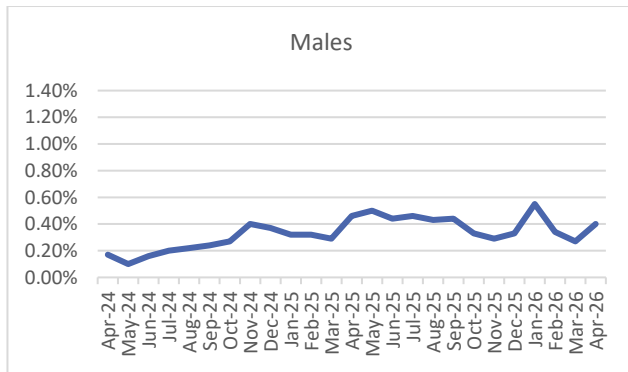
Average Daily Population on a Restrictive Housing Status as a Percent of the Population

The below graphs show the average daily population as a percent of the population for each type of Restrictive Housing status.

Percent of the Population on Administrative Status



Percent of the Population on Disciplinary Segregation



Average Length of Completed Stay on a Restrictive Housing Status

The tables below show the average number of days residents spent on each status. The data includes all residents whose status ended during each month.

Males	Admin	Disc
May-25	3.60	37.00
Jun-25	3.29	64.16
Jul-25	6.35	123.00
Aug-25	2.83	32.20
Sept-25	4.49	47.00
Oct-25	4.44	45.50
Nov-25	5.70	None Completed
Dec-25	6.35	108.00
Jan-26	5.00	28.83
Feb-26	4.67	46.12
Mar-26	3.31	40.50
Apr-26	3.14	53.25

Females	Admin	Disc
May-25	0.67	None Completed
Jun-25	2.00	None Completed
Jul-25	1.00	None Completed
Aug-25	1.88	None Completed
Sept-25	2.83	None Completed
Oct-25	4.43	None Completed
Nov-25	2.00	None Completed
Dec-25	3.00	None Completed
Jan-26	2.75	None Completed
Feb-26	4.00	None Completed
Mar-26	1.60	None Completed
Apr-26	2.00	None Completed



Maine Department of Corrections April 2026 Data Reporting

2.0 Correctional Programming

2.1 Resident Classification Reviews

Client classification is a correctional process by which each resident is rated per his/her institutional risk and is used to determine an appropriate housing unit. There are four classifications for MDOC residents, including: Close, Medium, Minimum, and Community. An Initial Classification is performed upon admission to a correctional facility after completion of intake assessments. After the initial classification, residents with more than 5 years must be reviewed annually. Residents with 5 years or less remaining, or who are transgender, or intersex must be reviewed every 6 months. Case Managers and Unit Teams combined are responsible for keeping classifications up to date.

Classification reviews by facility can be found below (as of May 8, 2026).

Classification Review Status	BCF	DCF	MCC-F	MCC-M	MSP	MVCF	Total
Ok	149	41	162	188	685	303	1528
Coming Due	37	4	36	35	173	84	369
Coming Due- Pending Classification	4	0	1	0	5	3	13
Overdue- Pending Classification	5	1	3	3	9	9	30
Overdue	7	0	2	9	21	5	44
Facility Totals	202	46	204	235	893	404	1984
Not requiring review (within 60 days to release)							115
Grand Total							2099

Case Managers (CM) and Case Plans (CP) The table refers to the status of resident case plans, as well as the percentage of resident reentry case plan notes entered that are required per MDOC policy April 2026 data).

	BCF	DCF	MCC-F	MCC-M	MSP	MVCF	All Facility Average
Case Plan OK	83%	100%	82%	89%	81%	99%	89%
Old CP Review	16%	0%	15%	6%	7%	1%	8%
Old CM	1%	0%	3%	5%	12%	0%	4%
Reentry Contacts Completed	100%	100%	97%	95%	88%	100%	97%
Contact Standards	94%	55%	91%	71%	80%	93%	81%



Maine Department of Corrections April 2026 Data Reporting

2.2 DOC Programming by Type

Active and waitlisted numbers are non-duplicated in each treatment or programming area, as of May 7, 2026.

Substance Use Disorder Treatment “Tier 2” outpatient level treatment services:

		Active	Waitlisted
Tier 2	Female	7	75
	Male	91	534

Substance Use Disorder Treatment “Tier 1” residential level treatment services:

		Active	Waitlisted
Tier 1	Female	1	19
	Male	21	20

Medications for Substance Use Disorder (MSUD) treatment services:

		Active	Waitlisted
MSUD	Female	146	1
	Male	885	14

Education Programming, excluding college degree programs:

		Active	Waitlisted
Education Programs	Female	29	4
	Male	206	82

College and College Degree Programs:

		Active	Waitlisted
College	Female	47	4
	Male	153	19

Vocational Programming:

		Active	Waitlisted
Vocational Programs	Female	30	5
	Male	268	360

Other Programming:

Program Name	Active		Waitlisted	
	F	M	F	M
Anger Management	7	7	17	65
Building Resiliency	0	0	1	0
CBI-IPV	0	69	0	141
Challenge Program- Orientation	0	2	0	1
Challenge Program - Rational Thinking	0	9	0	4
Grief And Loss	0	0	0	1
Healthy Relationships	2	0	2	2
Houses Of Healing	0	6	0	11
Hustle 2.0	0	0	0	1
Inside-Out Dads	0	1	0	66
Long Distance Dads	0	0	0	7
MBH - Parenting Inside Out	6	0	12	0
MPRN	0	0	0	0
New Freedom	0	8	0	18
Nonviolent Communication	0	0	0	33
NVC Foundations	0	0	0	2
Planning Your Release	0	0	0	10
Prison Fellowship Academy	0	12	0	3
Problem Sexual Behavior Tx Building a Balanced Life	2	49	2	107
Psychology Of Incarceration	0	3	0	18
R&R2	0	0	0	35
Recovery Coach Academy	1	0	1	12
Recovery Coach Ethics Training	0	0	1	4
Recovery Peer Support- Coach	11	23	0	12
Recovery Peer Support- Participant	7	20	0	5
Resident Advisory Council	0	15	0	0
Restorative Justice	0	0	0	2
Restorative Justice - Be Heard	1	1	3	2
SAFE	0	21	31	49
The Impact of Crime	0	0	1	23
Thinking for a Change	0	22	4	124
YARP	0	29	0	14
Grand Total	37	297	75	772



Maine Department of Corrections April 2026 Data Reporting

3.0 Classification

3.1 Average Monthly Gain, by Year, by Gender

This chart shows the average gain/loss of adult facility residents, by gender and calendar year. 2026 includes the current year's months to date.

Year	Average Monthly Gain		
	Males	Females	All
2015	0.83	4.08	4.92
2016	5.33	2.25	7.25
2017	1.25	0.42	1.67
2018	-6.17	2.00	-4.08
2019	-13.75	-1.00	-14.75
2020	-28.42	-1.08	-29.5
2021	-7.58	1.25	-6.25
2022	8.58	5.42	14.00
2023	15.75	5.17	20.92
2024	8.50	2.42	10.92
2025	15.75	0.75	16.50
2015-2025	0.01	1.97	1.96
2026	11.25	5.00	16.25

Admissions & Releases by Facility

April 2026	BCF	DCF	MCC-M	MCC-F	MSP	MVCF	Totals
Admissions for New Charges	N/A	N/A	28	3	2	0	33
Admissions for Probation Violations	N/A	N/A	23	8	0	0	31
Releases to Probation	2	0	9	1	17	5	34
Straight Releases	7	1	2	4	12	3	29

3.2 Current Custody Ratings

Custody Rating Overtime - 2025 & 2026

		Apr-25	May-25	Jun-25	Jul-25	Aug-25	Sep-25	Oct-25	Nov-25	Dec-25	Jan-26	Feb-26	Mar-26	Apr-26
Male	Close	8%	8%	8%	8%	8%	7%	8%	8%	7%	8%	8%	8%	8%
	Medium	51%	52%	51%	52%	52%	52%	53%	53%	47%	52%	52%	52%	52%
	Minimum	20%	20%	20%	20%	20%	20%	19%	19%	17%	18%	19%	20%	18%
	Community	17%	17%	17%	17%	17%	17%	17%	16%	27%	17%	17%	16%	18%
	Unclassified	5%	4%	3%	4%	3%	5%	4%	4%	2%	4%	4%	4%	5%
	Grand Total	100%	100%	100%	100%	100%	100%	100%	100%	100%	100%	100%	100%	100%
Female	Close	2%	3%	4%	3%	3%	4%	3%	3%	2%	4%	5%	4%	4%
	Medium	40%	37%	37%	37%	36%	35%	38%	35%	32%	37%	35%	35%	36%
	Minimum	27%	30%	32%	30%	30%	35%	33%	31%	24%	30%	31%	34%	33%
	Community	26%	25%	24%	27%	25%	21%	26%	25%	41%	27%	25%	21%	22%
	Unclassified	5%	5%	3%	2%	6%	5%	1%	6%	0%	1%	4%	6%	4%
	Grand Total	100%	100%	100%	100%	100%	100%	100%	100%	100%	100%	100%	100%	100%



Maine Department of Corrections April 2026 Data Reporting

3.3 Facility Transfers

Number of Transfers between Facilities

Transfer from:	Transfer to:	25-Apr	25-May	25-Jun	25-Jul	25-Aug	25-Sep	25-Oct	25-Nov	25-Dec	26-Jan	26-Feb	26-Mar	26-Apr
BCF	DCF	0	1	1	0	0	0	2	0	0	0	0	0	0
	MCC	0	0	0	0	0	0	0	1	0	0	0	0	0
	MSP	1	1	1	4	6	15	3	3	3	3	5	5	1
	MVCF	0	1	0	1	0	1	0	0	0	1	0	0	0
DCF	BCF	0	0	1	0	0	0	0	0	0	0	0	0	1
	MCC	0	0	0	0	0	0	0	0	0	0	0	0	0
	MSP	0	0	0	0	0	1	1	0	0	0	0	0	0
	MVCF	0	0	0	3	1	1	0	0	0	1	1	3	2
MCC	BCF	2	8	4	10	1	5	12	3	6	2	7	12	1
	DCF	0	0	0	0	1	0	0	0	0	0	0	4	0
	MSP	34	26	24	87	67	60	33	36	49	41	39	63	37
	MVCF	21	14	14	46	12	29	12	22	15	18	15	22	11
MSP	BCF	5	11	7	12	11	18	6	10	8	8	8	6	10
	DCF	0	0	0	1	0	0	0	2	1	2	2	2	2
	MCC	5	2	2	3	3	3	3	2	3	1	4	1	1
	MVCF	8	6	8	12	10	7	18	8	10	16	11	62	5
MVCF	BCF	1	0	0	1	1	2	0	2	2	1	0	0	3
	DCF	1	0	1	4	3	1	3	2	1	1	0	1	2
	MCC	1	0	0	0	0	0	1	0	0	1	0	0	1
	MSP	12	2	4	5	4	4	6	5	1	9	3	4	6
Grand Total		91	72	67	189	120	147	100	96	100	104	95	185	83



Maine Department of Corrections April 2026 Data Reporting

4.0 Supervised Community Confinement Program (SCCP)

The purpose of the Supervised Community Confinement Program is to provide a means of successful reentry of facility residents into the community. Residents transferred to supervised community confinement are still considered facility residents while in the program. The place of confinement is in the community, rather than in a correctional facility. Participation in this program is a privilege that may be afforded to residents who meet the established criteria.

Current Participant Data as of 05/01/2026

Current Participants by Facility

Male	BCF	18
	DCF	5
	MCC	1
	MSP	1
	MVCF	24
Female	SMWRC	17
Total		66

Current Participants Race & Gender Demographics

Race	SCCP Participants		MDOC Population	
	M	F	M	F
Asian	0.0%	0.0%	0.5%	0.5%
Black or African American	2.0%	5.9%	13.9%	1.9%
Native American	0.0%	5.9%	3.1%	2.8%
Native Hawaiian	0.0%	0.0%	0.1%	0.0%
Two or More Races	0.0%	0.0%	1.0%	0.5%
Unknown	2.0%	0.0%	1.6%	0.0%
White	95.9%	88.2%	79.8%	94.4%
Total	100%	100%	100%	100%

Current Participants by Region

Region 1	14
Region 2	25
Region 3	27
Total	66

		Jan	Feb	Mar	Apr	May	Jun	Jul	Aug	Sept	Oct	Nov	Dec	2026
Male	SCCP Placements	15	12	10	2	-	-	-	-	-	-	-	-	39
	SCCP Completions	5	8	4	10	-	-	-	-	-	-	-	-	27
	Violations (return to custody)	1	1	2	0	-	-	-	-	-	-	-	-	4
Female	SCCP Placements	3	2	6	2	-	-	-	-	-	-	-	-	13
	SCCP Completions	3	0	0	3	-	-	-	-	-	-	-	-	6
	Violations (return to custody)	0	2	1	0	-	-	-	-	-	-	-	-	3
All	SCCP Placements	18	14	16	4	-	-	-	-	-	-	-	-	52
	SCCP Completions	8	8	4	13	-	-	-	-	-	-	-	-	33
	Violations (return to custody)	1	3	3	0	-	-	-	-	-	-	-	-	7

SCCP applicants and participants may appeal the decision to deny their transfer to SCCP or the decision to remove them from the program. The decisions made after the review of each appeal are included in the table below.

Response to Appeal	Appeal of SCCP Transfer Denial		Appeal of Removal from SCCP	
	April 2026	2026	April 2026	2026
Decision Upheld	10	15	0	0
Decision Reversed	0	0	0	0
Decision Modified	0	0	0	0
Remanded for Further Review	0	0	0	0
Total Decisions after Appeal	10	15	0	0



Maine Department of Corrections April 2026 Data Reporting

5.0 Prison Industries Report

Prison Industries exist at all adult facilities and provide vocational skill training and work opportunities for residents. The wage earned goes towards room and board, paying fines and restitution, and for resident expenses and savings accounts.

The chart breaks down each job by facility location, number of employees, and total numbers worked during a given month's pay period. Depending on when paydays fall, one month can show an extra pay week. The "MSP/MCC Women" Facility designation means women at MCC who were working on a project under MSP's Industries.

Resident Jobs by Facility and Wages Earned

Facility	Job Designation	October		November		December		January		February		March		April	
		# of Emp.	Total Hrs.	# of Emp.	Total Hrs.	# of Emp.	Total Hrs.	# of Emp.	Total Hrs.	# of Emp.	Total Hrs.	# of Emp.	Total Hrs.	# of Emp.	Total Hrs.
BCF	Showroom	4	696.00	4	522.00	3	664.00	3	592.00	5	633.00	4	780.00	4	929.50
BCF	Plateshop	7	1,088.00	6	1,056.00	6	5,808.00	6	940.00	6	845.00	5	640.00	7	1,016.00
MSP	Upholstery PIE Program	-	0.00	-	0.00	-	0.00	-	0.00	-	0.00	-	0.00	-	0.00
MSP	Upholstery	7	689.30	7	723.90	6	416.40	6	582.00	6	512.60	6	579.90	6	617.60
MSP	Woodshop	74	9,295.40	70	8,901.50	66	6,156.70	60	6,892.38	60	6,601.20	61	7,392.10	57	7,289.50
MSP	Machine Shop	5	797.50	5	880.30	7	776.90	8	1,192.60	9	1,305.50	9	1,218.60	9	1,298.20
MSP	Finishing Shop	12	1,461.10	12	1,340.20	11	1,034.30	12	1,307.30	11	1,062.80	11	1,101.00	12	1,257.50
MSP	Card Design/ Drawing	-	0.00	-	0.00	2	8.00	-	0.00	-	0.00	-	0.00	-	0.00
MSP	Fly Tying	-	0.00	-	0.00	-	0.00	-	0.00	-	0.00	-	0.00	-	0.00
MSP	KEY CHAINS	4	156.00	-	0.00	3	117.00	-	0.00	-	0.00	-	0.00	-	0.00
MSP	MCC Women	-	0.00	-	0.00	-	0.00	-	0.00	-	0.00	-	0.00	-	0.00
MCC	Garments	-	0.00	-	0.00	-	0.00	-	0.00	-	0.00	-	0.00	-	0.00
MCC	Upholstery	7	718.00	-	0.00	4	522.50	4	568.50	4	574.50	6	561.50	5	809.50
MCC	Stitching & Embroidery	17	715.25	-	0.00	12	539.00	15	734.25	9	572.50	12	557.25	10	691.75
MCC	Print Shop	10	304.00	-	0.00	11	254.50	12	506.00	12	425.50	8	372.00	9	436.50
MVCF	Pine Grove	-	0.00	-	0.00	-	0.00	-	0.00	-	0.00	-	0.00	-	0.00
MVCF	Sawmill	14	1,759.00	16	1,756.10	12	1,799.00	9	1,224.00	9	1,224.00	12	1,208.85	15	1,671.50
MVCF	Tug Toys	-	0.00	-	0.00	-	0.00	-	0.00	-	0.00	-	0.00	-	0.00
MVCF	Woodshop	7	1,121.50	-	0.00	-	0.00	-	0.00	-	0.00	-	0.00	-	0.00
Grand Totals		168.00	18,801.05	120.00	15,180.00	143.00	18,096.30	135.00	14,539.03	131.00	13,756.60	134.00	14,411.20	134.00	16,017.55

Total Wages Paid Out by Month

The chart below shows, by month, the total wages paid to all resident Industries employees for the hours worked (correlating hours reflected in the chart above).

	Oct-25	Nov-25	Dec-25	Jan-26	Feb-26	Mar-26	Apr-2026
MSP/BCF	\$42,342.81	\$40,004.64	\$32,844.75	\$35,745.92	\$33,676.83	\$35,409.17	\$38,639.12
MCC/SMWRC	\$4,676.43	\$4,368.20	\$4,996.63	\$5,747.51	\$4,914.89	\$4,914.89	\$5,549.88
MVCF	\$6,966.50	\$4,123.25	\$4,387.50	\$3,269.00	\$3,269.00	\$3,269.00	\$4,061.50
Grand Total	\$53,958.74	\$48,496.09	\$42,228.88	\$44,762.43	\$41,860.72	\$41,860.72	\$48,250.50



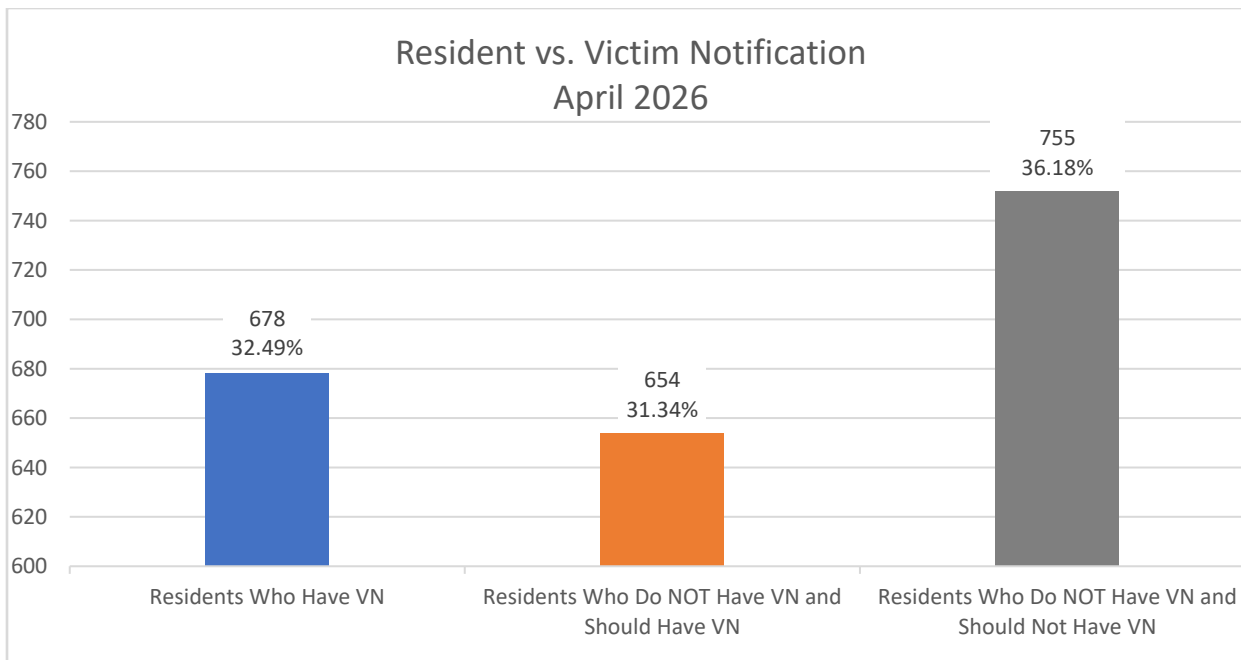
6.0 Office of Victim Services

April 2026 Highlights

Victim Notification:

MDOC, Office of Victim Services (OVS) registers victims of crime for notification of adult or juvenile resident release and enforce such requests as outlined in Statute.

- Number notification requests assisted by the MDOC OVS: 10
- Total new victims registered for notification in April 2026: 42



Safety Planning:

OVS advocates track information pertaining to releases of persons with problem sexual behavior or domestic violence history into the community. The victim advocate(s) provides support services, referrals, resources, and safety planning to crime victims prior to a registered person with problem sexual behavior or domestic violence history being released from an MDOC facility.

Victim’s wrap around meetings, or “victim safety planning meetings”, are offered to all victims, and/or victim’s parents/guardians if the victim is a minor, in preparation for the resident’s release.

- Safety Planning meetings for April 2026: 3

Restitution:

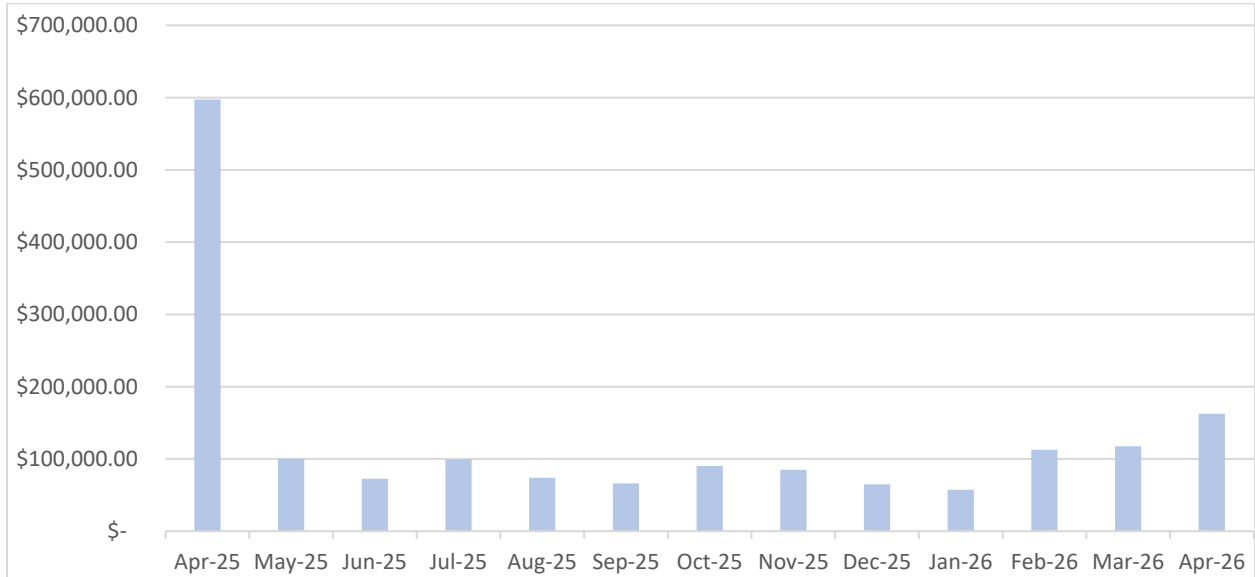
- Collected: \$162,573.76
- Disbursed to victims: \$158,540.99
- Cases researched: 91
- Victim contacts involved: 110
- Amount only disbursed due to research of OVS: \$33,463.66



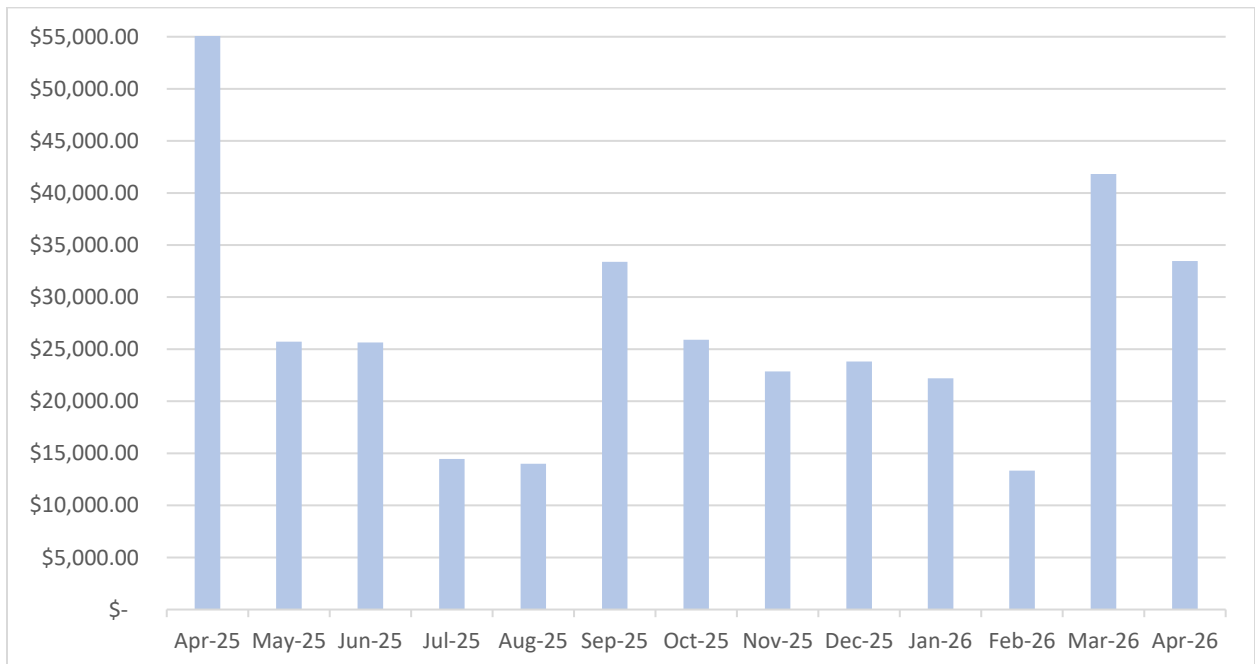
Maine Department of Corrections April 2026 Data Reporting

RESTITUTION COLLECTION

*Starting in March 2025, the amount of restitution collected reflects monies previously not included in the monthly chart totals. The additional restitution funds were collected through DOC online payments option.



MONIES DISBURSED DUE TO ADVOCATE RESEARCH





Maine Department of Corrections April 2026 Data Reporting

7.0 Adult Community Corrections

7.1 Adult Community Caseloads

Adult Community statistics are as of **April 30, 2026**.

“Active” clients are any probationer on community supervision that requires direct contact on a regular basis. “Passive” clients require less contact on a regular basis. Clients on a passive status can be placed on active status at any time.

Client Status		Reg I	Reg II	Reg III	Grand Total
Active	Probation	1005	1509	1327	3841
	Parole	2	5	1	8
	SCCP	14	25	27	66
	Interstate Compact In	80	71	85	236
	Pending Violation	105	170	155	430
	Pending Violation - Incarcerated	100	166	145	411
Passive	County Jail	17	16	48	81
	Partial Revocation - County Jail	12	12	14	38
	Interstate Active Detainer	9	2	0	11
	Interstate Compact Out	93	72	37	202
	Warrant Absconded	220	358	348	926
Grand Total		1657	2406	2187	6250

Adult Community Caseload Clients by Status & Race

Client Status	Asian		Black or African American		Native American		Native Hawaiian or Pacific Islander		Two or More Races		Unknown		White		Grand Total	
	M	F	M	F	M	F	M	F	M	F	M	F	M	F		
Active	Probation	18	4	198	17	64	16	9	0	31	3	100	26	2665	690	3841
	Parole	0	0	0	0	0	0	0	0	0	0	0	0	7	1	8
	SCCP	0	0	1	1	0	1	0	0	0	0	1	0	47	15	66
	Interstate Compact In	0	0	15	2	3	0	0	0	5	0	4	1	173	33	236
	Pending Violation	1	0	16	3	6	1	2	0	1	1	7	3	308	81	430
	Pending Violation - Incarcerated	1	0	35	4	12	1	0	0	6	0	10	6	276	59	410
Passive	County Jail	0	0	7	0	0	2	0	0	0	0	8	2	57	5	81
	Interstate Active Detainer	1	0	2	0	0	0	0	0	0	3	0	5	0	11	
	Interstate Compact Out	4	0	42	4	1	0	1	0	4	1	13	3	114	15	202
	Partial Revocation - County Jail	0	0	2	1	1	0	0	0	2	0	1	1	29	1	38
	Warrant Absconded	3	1	91	9	22	2	1	0	7	1	50	16	595	129	927
Grand Total		28	5	409	41	109	23	13	0	56	6	197	58	4276	1029	6250



Maine Department of Corrections April 2026 Data Reporting

7.2 Average Age and Race of Adult Probationers by Gender

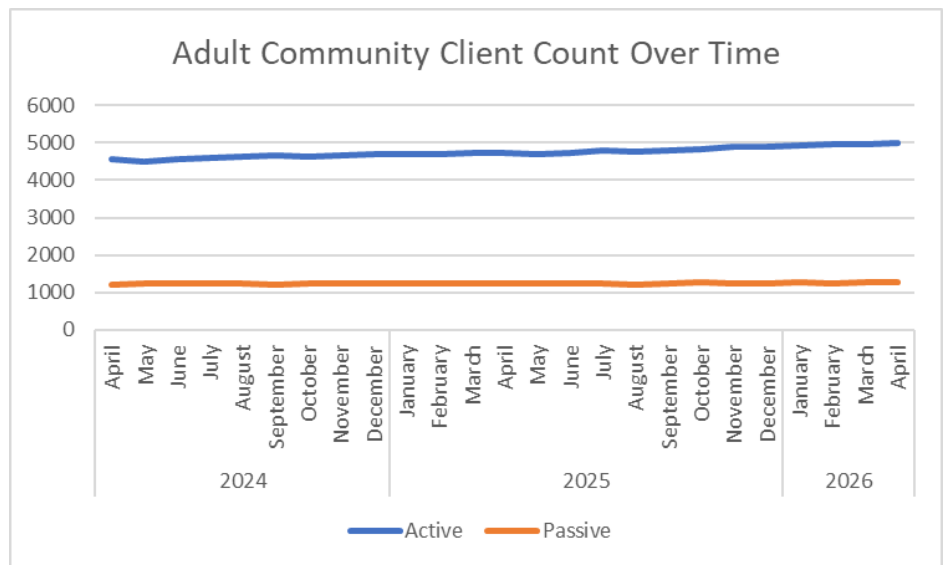
Adult Community statistics are as of **April 30, 2026**.

	Male	Female
Average Age	42	40

Race	Male		Female	
	Count	Percentage	Count	Percentage
Asian	28	1%	5	0%
Black or African American	409	8%	41	4%
Native American	109	2%	23	2%
Native Hawaiian or Pac. Islander	13	0%	0	0%
Two or More Races	56	1%	6	1%
Unknown	297	6%	58	5%
White	4276	84%	1029	89%
Grand Total	5088	100%	1162	100%

7.3 Community Population Over Time

Month/Year	Active	Passive
April 2024	4552	1204
May 2024	4499	1254
June 2024	4577	1229
July 2024	4584	1227
August 2024	4623	1238
September 2024	4663	1223
October 2024	4641	1241
November 2024	4663	1227
December 2024	4688	1226
January 2025	4706	1255
February 2025	4678	1251
March 2025	4725	1252
April 2025	4730	1242
May 2025	4704	1250
June 2025	4731	1237
July 2025	4782	1227
August 2025	4775	1222
September 2025	4791	1239
October 2025	4817	1267
November 2025	4886	1247
December 2025	4899	1255
January 2026	4915	1265
February 2026	4948	1256
March 2026	4973	1277
April 2026	4988	1269





Maine Department of Corrections April 2026 Data Reporting

7.4 Community Investigations

Category of Investigation	Reg I		Reg II		Reg III		Apr 2026	Total 2026
	Apr	2026	Apr	2026	Apr	2026		
Furlough Investigation	0	0	1	6	2	7		13
Pardon	0	2	0	5	0	1		8
Pre-Sentence Investigation	0	0	1	1	2	3		4
SCCP	3	15	9	33	10	47		93
Interstate Compact Investigations							15	113

7.5 Leading the Way and Waypoint Community Transitional Residential Programs

“Leading the Way” is a Transitional Living Program in Bangor which currently has 22 beds, 2 of which are kept for emergency placements. The community-based transitional residential program provides a safe, structured, living residence designed around fostering engagement with needed community-based support and services, including behavioral health, substance use treatment, independent living skills, and other targeted intervention services to help individuals rebuild after justice involvement.

	On Probation	On SCCP	Drug Court (also on probation)	Total
Census 4/30/2026	10	2	0	12

	Beginning Census	Admissions	Discharges	End of Month Census	Violations
June 2025	14	4	4	14	2
July 2025	14	2	2	14	1
August 2025	14	2	5	11	3
September 2025	11	5	5	11	1
October 2025	11	11	8	14	4
November 2025	14	3	1	16	1
December 2025	16	6	6	16	1
January 2026	16	8	4	20	5
February 2026	20	6	7	19	4
March 2026	19	2	6	15	3
April 2026	15	5	8	12	1

**Violations do not necessarily change the census, as a residents can receive a violation but potentially remain in the program*

“Waypoint” is a Transitional Living Program in Auburn which currently has 8 beds. The community-based transitional residential program provides a safe, structured, living residence designed around engagement with needed support and services, including behavioral health, independent living skills, and other targeted intervention services to help individuals rebuild after justice involvement.

	On Probation	On SCCP	Drug Court (also on probation)	Total
Census 4/30/2026	7	3	0	10

	Beginning Census	Admissions	Discharges	End of Month Census	Violations
September 2025	8	1	1	8	1
October 2025	8	0	1	7	0
November 2025	7	2	1	8	1
December 2025	8	2	3	7	0
January 2026	7	2	0	9	0
February 2026	9	1	1	9	0
March 2026	9	1	3	7	2
April 2026	7	4	1	10	0



Maine Department of Corrections April 2026 Data Reporting

7.6 Probation Successful Completions:

Completion of probation is considered successful when a client is transferred from probation to society because their probation has terminated due to completion of the sentence. Should a client have a full revocation, or a partial revocation with termination, then their probation ends unsuccessfully.

Probation Terminations April 2026	Total	% Of Total
Successful Completions	167	84%
Full or Partial Revocations with Termination	32	16%
Total Discharges from Probation	199	100%

7.7 Violations & Revocations

Violations are broken up into three categories and are detailed below to help better understand the table.

- Felony – Probation Violation based on new criminal conduct that is a felony charge.
- Misdemeanor – Probation Violation based on new misdemeanor charges.
- Technical Violation – Probation violation that is technical in nature. Examples include- failure to report, contact with a victim, failure to participate in treatment, and absconding from probation (not limited to these).

Revocations are broken into three categories and are detailed below to help better understand the table.

- Full Revocation – A probationer has violated the terms of their current probation and will be serving their underlying sentence at a MDOC facility.
- Probation Revocation with Continuation – Probationer will be serving time for a probation violation in either a county jail or in a MDOC facility. Upon release, the probationer will continue probation.
- Probation Revocation with Termination – Probationer will serve time for their probation violation in a county jail or MDOC facility. Upon release, the person will not be on probation.

April 2026 Revocations by Type and Region		County Jail						MDOC Facility						Totals
		Male			Female			Male			Female			All Genders
Violation Type	Revocation Type	R 1	R 2	R 3	R 1	R 2	R 3	R 1	R 2	R 3	R 1	R 2	R 3	All Regions
Felony	Full Revocation	1	0	1	0	0	1	0	1	1	0	0	1	6
	Probation Revocation with Continuation	1	4	5	2	2	1	0	1	3	1	0	1	21
	Probation Revocation with Termination	0	2	3	0	0	1	0	1	2	0	1	0	10
Misdemeanor	Full Revocation	0	0	0	0	0	1	0	0	1	0	0	1	3
	Probation Revocation with Continuation	5	1	3	0	0	2	0	0	0	0	0	1	12
	Probation Revocation with Termination	1	0	0	0	1	1	1	0	0	0	0	0	4
Technical	Full Revocation	0	0	0	0	1	0	0	0	0	0	0	0	1
	Probation Revocation with Continuation	7	9	13	1	0	1	0	0	1	0	0	0	32
	Probation Revocation with Termination	1	2	0	0	0	1	2	1	1	0	0	0	8
Grand Total		16	18	25	3	4	9	3	4	9	1	1	4	97



Maine Department of Corrections
Correctional Programming Division
25 Tyson Drive
Augusta, ME 04330
Phone (207) 287-2711
Fax (207) 287-4370
<http://www.maine.gov/corrections>

Making our communities safer by reducing harm through supportive intervention, empowering change, and restoring lives is the mission of the Maine Department of Corrections.