



HEALTH QUARTERLY STATEMENT

AS OF SEPTEMBER 30, 2023
OF THE CONDITION AND AFFAIRS OF THE

Arcadian Health Plan, Inc.

NAIC Group Code 0119 0119 NAIC Company Code 12151 Employer's ID Number 20-1001348
(Current) (Prior)

Organized under the Laws of Washington, State of Domicile or Port of Entry WA

Country of Domicile United States of America

Licensed as business type: Other

Is HMO Federally Qualified? Yes [] No [X]

Incorporated/Organized 04/06/2004 Commenced Business 01/01/2005

Statutory Home Office 711 Capitol Way S., Suite 204, Olympia, WA, US 98501
(Street and Number) (City or Town, State, Country and Zip Code)

Main Administrative Office 500 West Main Street
(Street and Number)
Louisville, KY, US 40202, 502-580-1000
(City or Town, State, Country and Zip Code) (Area Code) (Telephone Number)

Mail Address P.O. Box 740036, Louisville, KY, US 40201-7436
(Street and Number or P.O. Box) (City or Town, State, Country and Zip Code)

Primary Location of Books and Records 500 West Main Street
(Street and Number)
Louisville, KY, US 40202, 502-580-1000
(City or Town, State, Country and Zip Code) (Area Code) (Telephone Number)

Internet Website Address www.humana.com

Statutory Statement Contact Liz Young, 502-580-3025
(Name) (Area Code) (Telephone Number)
DOIINQUIRIES@humana.com, 502-580-2099
(E-mail Address) (FAX Number)

OFFICERS

President Bruce Dale Broussard Chief Financial Officer Ashley Nicole Burton #
VP, Associate General Counsel & Corporate Secretary Joseph Matthew Ruschell SVP, Chief Actuary Vanessa Marie Olson

OTHER

<u>John Edward Barger III, SVP, Medicaid President</u>	<u>Susan Marie Diamond, Executive VP-Finance</u>	<u>Courtney Danielle Durall, Assistant Corporate Secretary & Director, ESG Strategy</u>
<u>Daniel Kevin Feld #, Associate VP, Tax</u>	<u>John-Paul William Felter, SVP, Chief Accounting Officer & Controller</u>	<u>Catherine Elva Field #, SVP, Medicare Divisional Leader</u>
<u>Jeremy Leon Gaskill, VP, Medicare Regional President</u>	<u>John Stephen Littig #, SVP, EG Medical</u>	<u>Robert Martin Marcoux Jr., VP & Treasurer</u>
<u>Matthew George Moore, Regional President</u>	<u>Sean Joseph O'Reilly, SVP, Chief Compliance Officer</u>	<u>William Mark Preston, VP, Investments</u>
<u>George Renaudin II, President, Medicare & Medicaid</u>	<u>Frederick William Roth #, VP, Medicare Supplement</u>	<u>Leah Sonnenschein Schraudenbach #, SVP, Chief Risk Officer</u>
<u>Gilbert Alan Stewart, SVP, Medicare Divisional Leader</u>	<u>Michael Poul Tilton, SVP, Specialty & Retiree Solutions</u>	<u>Daniel Andrew Tufto, Chief Executive Officer</u>
<u>Ralph Martin Wilson, Vice President</u>		

DIRECTORS OR TRUSTEES

Bruce Dale Broussard Joseph Matthew Ruschell Daniel Andrew Tufto #

State of Kentucky SS:
County of Jefferson

The officers of this reporting entity being duly sworn, each depose and say that they are the described officers of said reporting entity, and that on the reporting period stated above, all of the herein described assets were the absolute property of the said reporting entity, free and clear from any liens or claims thereon, except as herein stated, and that this statement, together with related exhibits, schedules and explanations therein contained, annexed or referred to, is a full and true statement of all the assets and liabilities and of the condition and affairs of the said reporting entity as of the reporting period stated above, and of its income and deductions therefrom for the period ended, and have been completed in accordance with the NAIC Annual Statement Instructions and Accounting Practices and Procedures manual except to the extent that: (1) state law may differ; or, (2) that state rules or regulations require differences in reporting not related to accounting practices and procedures, according to the best of their information, knowledge and belief, respectively. Furthermore, the scope of this attestation by the described officers also includes the related corresponding electronic filing with the NAIC, when required, that is an exact copy (except for formatting differences due to electronic filing) of the enclosed statement. The electronic filing may be requested by various regulators in lieu of or in addition to the enclosed statement.

Bruce Dale Broussard
President

Joseph Matthew Ruschell
VP, Associate General Counsel & Corporate Secretary

Robert Martin Marcoux, Jr.
VP & Treasurer

Subscribed and sworn to before me this 8th day of November, 2023

- a. Is this an original filing? Yes [X] No []
b. If no,
1. State the amendment number.....
2. Date filed
3. Number of pages attached.....

Julia Wentworth
Notary Public
January 10, 2025



Julia Wentworth
Notary Public
State at Large
Kentucky

STATEMENT AS OF SEPTEMBER 30, 2023 OF THE Arcadian Health Plan, Inc.

ASSETS

	Current Statement Date			4 December 31 Prior Year Net Admitted Assets
	1 Assets	2 Nonadmitted Assets	3 Net Admitted Assets (Cols. 1 - 2)	
1. Bonds	1,495,175,949	0	1,495,175,949	1,369,569,043
2. Stocks:				
2.1 Preferred stocks	0	0	0	0
2.2 Common stocks	0	0	0	0
3. Mortgage loans on real estate:				
3.1 First liens	0	0	0	0
3.2 Other than first liens.....	0	0	0	0
4. Real estate:				
4.1 Properties occupied by the company (less \$0 encumbrances)	0	0	0	0
4.2 Properties held for the production of income (less \$0 encumbrances)	0	0	0	0
4.3 Properties held for sale (less \$0 encumbrances)	0	0	0	0
5. Cash (\$ (3,183,391)), cash equivalents (\$ 1,028,502,195) and short-term investments (\$0)	1,025,318,804	0	1,025,318,804	183,315,526
6. Contract loans (including \$0 premium notes)	0	0	0	0
7. Derivatives	0	0	0	0
8. Other invested assets	0	0	0	0
9. Receivables for securities	0	0	0	0
10. Securities lending reinvested collateral assets	0	0	0	0
11. Aggregate write-ins for invested assets	0	0	0	0
12. Subtotals, cash and invested assets (Lines 1 to 11)	2,520,494,753	0	2,520,494,753	1,552,884,569
13. Title plants less \$0 charged off (for Title insurers only)	0	0	0	0
14. Investment income due and accrued	10,601,739	0	10,601,739	8,991,023
15. Premiums and considerations:				
15.1 Uncollected premiums and agents' balances in the course of collection	3,815,796	486,635	3,329,162	1,045,878
15.2 Deferred premiums, agents' balances and installments booked but deferred and not yet due (including \$0 earned but unbilled premiums)	0	0	0	0
15.3 Accrued retrospective premiums (\$ 14,340,853) and contracts subject to redetermination (\$117,864,182)	132,205,035	0	132,205,035	119,607,010
16. Reinsurance:				
16.1 Amounts recoverable from reinsurers	0	0	0	0
16.2 Funds held by or deposited with reinsured companies	0	0	0	0
16.3 Other amounts receivable under reinsurance contracts	0	0	0	0
17. Amounts receivable relating to uninsured plans	2,122,189	885,060	1,237,129	12,081,007
18.1 Current federal and foreign income tax recoverable and interest thereon	0	0	0	0
18.2 Net deferred tax asset	17,187,365	587,494	16,599,871	16,599,871
19. Guaranty funds receivable or on deposit	0	0	0	0
20. Electronic data processing equipment and software	0	0	0	0
21. Furniture and equipment, including health care delivery assets (\$0)	3,976	3,976	0	0
22. Net adjustment in assets and liabilities due to foreign exchange rates	0	0	0	0
23. Receivables from parent, subsidiaries and affiliates	46,635,707	0	46,635,707	8,214,381
24. Health care (\$ 172,861,374) and other amounts receivable	218,759,876	45,793,861	172,966,015	129,339,942
25. Aggregate write-ins for other than invested assets	50,433,418	50,433,418	0	0
26. Total assets excluding Separate Accounts, Segregated Accounts and Protected Cell Accounts (Lines 12 to 25)	3,002,259,853	98,190,443	2,904,069,410	1,848,763,682
27. From Separate Accounts, Segregated Accounts and Protected Cell Accounts	0	0	0	0
28. Total (Lines 26 and 27)	3,002,259,853	98,190,443	2,904,069,410	1,848,763,682
DETAILS OF WRITE-INS				
1101.	0	0	0	0
1102.				
1103.				
1198. Summary of remaining write-ins for Line 11 from overflow page	0	0	0	0
1199. Totals (Lines 1101 through 1103 plus 1198)(Line 11 above)	0	0	0	0
2501. Prepaid Commissions	26,871,587	26,871,587	0	0
2502. Prepaid Expenses	15,483,280	15,483,280	0	0
2503. Provider Contracts	5,681,993	5,681,993	0	0
2598. Summary of remaining write-ins for Line 25 from overflow page	2,396,558	2,396,558	0	0
2599. Totals (Lines 2501 through 2503 plus 2598)(Line 25 above)	50,433,418	50,433,418	0	0

LIABILITIES, CAPITAL AND SURPLUS

	Current Period			Prior Year
	1 Covered	2 Uncovered	3 Total	4 Total
1. Claims unpaid (less \$0 reinsurance ceded)	650,319,966	25,833,086	676,153,052	629,451,120
2. Accrued medical incentive pool and bonus amounts	69,685,447	0	69,685,447	92,630,827
3. Unpaid claims adjustment expenses	3,645,104	0	3,645,104	3,784,664
4. Aggregate health policy reserves, including the liability of \$0 for medical loss ratio rebate per the Public Health Service Act	40,533,897	0	40,533,897	37,465,480
5. Aggregate life policy reserves	0	0	0	0
6. Property/casualty unearned premium reserve	0	0	0	0
7. Aggregate health claim reserves	0	0	0	0
8. Premiums received in advance	637,324,546	0	637,324,546	4,843,146
9. General expenses due or accrued	12,147,922	0	12,147,922	12,210,421
10.1 Current federal and foreign income tax payable and interest thereon (including \$(116,195) on realized gains (losses))	15,746,102	0	15,746,102	1,613,822
10.2 Net deferred tax liability	0	0	0	0
11. Ceded reinsurance premiums payable	0	0	0	0
12. Amounts withheld or retained for the account of others.....	23	0	23	699
13. Remittances and items not allocated	1,844,755	0	1,844,755	4,346,320
14. Borrowed money (including \$0 current) and interest thereon \$0 (including \$0 current)	0	0	0	0
15. Amounts due to parent, subsidiaries and affiliates	0	0	0	0
16. Derivatives	0	0	0	0
17. Payable for securities	61,818	0	61,818	124,864
18. Payable for securities lending	0	0	0	0
19. Funds held under reinsurance treaties (with \$0 authorized reinsurers, \$0 unauthorized reinsurers and \$0 certified reinsurers).....	0	0	0	0
20. Reinsurance in unauthorized and certified (\$0) companies	0	0	0	0
21. Net adjustments in assets and liabilities due to foreign exchange rates	0	0	0	0
22. Liability for amounts held under uninsured plans	346,726,081	0	346,726,081	131,594,010
23. Aggregate write-ins for other liabilities (including \$ 132,864 current)	521,200	0	521,200	406,473
24. Total liabilities (Lines 1 to 23)	1,778,556,861	25,833,086	1,804,389,947	918,471,847
25. Aggregate write-ins for special surplus funds	XXX	XXX	0	0
26. Common capital stock	XXX	XXX	1,000,020	1,000,020
27. Preferred capital stock	XXX	XXX	0	0
28. Gross paid in and contributed surplus	XXX	XXX	624,630,733	624,630,733
29. Surplus notes	XXX	XXX	0	0
30. Aggregate write-ins for other than special surplus funds	XXX	XXX	0	0
31. Unassigned funds (surplus)	XXX	XXX	474,048,710	304,661,082
32. Less treasury stock, at cost:				
32.10 shares common (value included in Line 26 \$0)	XXX	XXX	0	0
32.20 shares preferred (value included in Line 27 \$0)	XXX	XXX	0	0
33. Total capital and surplus (Lines 25 to 31 minus Line 32)	XXX	XXX	1,099,679,463	930,291,835
34. Total liabilities, capital and surplus (Lines 24 and 33)	XXX	XXX	2,904,069,410	1,848,763,682
DETAILS OF WRITE-INS				
2301. Unclaimed Property	521,200	0	521,200	406,473
2302.				
2303.				
2398. Summary of remaining write-ins for Line 23 from overflow page	0	0	0	0
2399. Totals (Lines 2301 through 2303 plus 2398)(Line 23 above)	521,200	0	521,200	406,473
2501.	XXX	XXX	0	0
2502.	XXX	XXX		
2503.	XXX	XXX		
2598. Summary of remaining write-ins for Line 25 from overflow page	XXX	XXX	0	0
2599. Totals (Lines 2501 through 2503 plus 2598)(Line 25 above)	XXX	XXX	0	0
3001.	XXX	XXX	0	0
3002.	XXX	XXX		
3003.	XXX	XXX		
3098. Summary of remaining write-ins for Line 30 from overflow page	XXX	XXX	0	0
3099. Totals (Lines 3001 through 3003 plus 3098)(Line 30 above)	XXX	XXX	0	0

STATEMENT OF REVENUE AND EXPENSES

	Current Year To Date		Prior Year To Date	Prior Year Ended December 31
	1 Uncovered	2 Total	3 Total	4 Total
1. Member Months	XXX	4,500,078	4,286,342	5,700,931
2. Net premium income (including \$0 non-health premium income).....	XXX	5,829,091,624	5,194,140,371	6,823,448,555
3. Change in unearned premium reserves and reserve for rate credits.....	XXX	0	0	0
4. Fee-for-service (net of \$0 medical expenses).....	XXX	0	0	0
5. Risk revenue	XXX	0	0	0
6. Aggregate write-ins for other health care related revenues	XXX	0	0	0
7. Aggregate write-ins for other non-health revenues	XXX	0	0	0
8. Total revenues (Lines 2 to 7)	XXX	5,829,091,624	5,194,140,371	6,823,448,555
Hospital and Medical:				
9. Hospital/medical benefits	182,150,040	4,299,966,511	3,841,041,596	5,082,641,888
10. Other professional services	4,510,655	106,481,830	111,502,669	140,623,443
11. Outside referrals	0	0	0	0
12. Emergency room and out-of-area	5,039,212	118,959,267	104,801,887	137,547,972
13. Prescription drugs	12,794,279	302,031,067	272,230,222	320,087,246
14. Aggregate write-ins for other hospital and medical	0	0	0	0
15. Incentive pool, withhold adjustments and bonus amounts	0	53,090,347	70,529,128	93,042,153
16. Subtotal (Lines 9 to 15)	204,494,186	4,880,529,021	4,400,105,502	5,773,942,703
Less:				
17. Net reinsurance recoveries	0	0	0	0
18. Total hospital and medical (Lines 16 minus 17)	204,494,186	4,880,529,021	4,400,105,502	5,773,942,703
19. Non-health claims (net)	0	0	0	0
20. Claims adjustment expenses, including \$265,115,924 cost containment expenses	0	285,459,940	165,141,596	225,884,343
21. General administrative expenses	0	462,120,306	407,538,852	597,471,632
22. Increase in reserves for life and accident and health contracts (including \$0 increase in reserves for life only)	0	0	0	0
23. Total underwriting deductions (Lines 18 through 22).....	204,494,186	5,628,109,267	4,972,785,950	6,597,298,677
24. Net underwriting gain or (loss) (Lines 8 minus 23)	XXX	200,982,357	221,354,422	226,149,879
25. Net investment income earned	0	59,492,542	30,295,110	47,973,538
26. Net realized capital gains (losses) less capital gains tax of \$ (2,204,571)	0	(8,293,386)	(2,054,226)	(5,075,596)
27. Net investment gains (losses) (Lines 25 plus 26)	0	51,199,156	28,240,884	42,897,943
28. Net gain or (loss) from agents' or premium balances charged off [(amount recovered \$0) (amount charged off \$0)].....	0	0	0	0
29. Aggregate write-ins for other income or expenses	0	76	56	62
30. Net income or (loss) after capital gains tax and before all other federal income taxes (Lines 24 plus 27 plus 28 plus 29)	XXX	252,181,588	249,595,362	269,047,883
31. Federal and foreign income taxes incurred	XXX	56,352,297	54,298,241	56,715,212
32. Net income (loss) (Lines 30 minus 31)	XXX	195,829,291	195,297,121	212,332,671
DETAILS OF WRITE-INS				
0601.	XXX	0	0	0
0602.	XXX	0	0	0
0603.	XXX	0	0	0
0698. Summary of remaining write-ins for Line 6 from overflow page	XXX	0	0	0
0699. Totals (Lines 0601 through 0603 plus 0698)(Line 6 above)	XXX	0	0	0
0701.	XXX	0	0	0
0702.	XXX	0	0	0
0703.	XXX	0	0	0
0798. Summary of remaining write-ins for Line 7 from overflow page	XXX	0	0	0
0799. Totals (Lines 0701 through 0703 plus 0798)(Line 7 above)	XXX	0	0	0
1401.	0	0	0	0
1402.	0	0	0	0
1403.	0	0	0	0
1498. Summary of remaining write-ins for Line 14 from overflow page	0	0	0	0
1499. Totals (Lines 1401 through 1403 plus 1498)(Line 14 above)	0	0	0	0
2901. Miscellaneous Income	0	76	56	62
2902.	0	0	0	0
2903.	0	0	0	0
2998. Summary of remaining write-ins for Line 29 from overflow page	0	0	0	0
2999. Totals (Lines 2901 through 2903 plus 2998)(Line 29 above)	0	76	56	62

STATEMENT OF REVENUE AND EXPENSES (Continued)

	1 Current Year to Date	2 Prior Year to Date	3 Prior Year Ended December 31
CAPITAL AND SURPLUS ACCOUNT			
33. Capital and surplus prior reporting year.....	930,291,835	912,923,407	912,923,407
34. Net income or (loss) from Line 32	195,829,291	195,297,121	212,332,671
35. Change in valuation basis of aggregate policy and claim reserves	0	0	0
36. Change in net unrealized capital gains (losses) less capital gains tax of \$0	1,681,397	(9,788,279)	(8,713,601)
37. Change in net unrealized foreign exchange capital gain or (loss)	0	0	0
38. Change in net deferred income tax	0	0	(1,377,879)
39. Change in nonadmitted assets	(28,123,060)	7,299,788	3,127,236
40. Change in unauthorized and certified reinsurance	0	0	0
41. Change in treasury stock	0	0	0
42. Change in surplus notes	0	0	0
43. Cumulative effect of changes in accounting principles.....	0	0	0
44. Capital Changes:			
44.1 Paid in	0	0	0
44.2 Transferred from surplus (Stock Dividend).....	0	0	0
44.3 Transferred to surplus.....	0	0	0
45. Surplus adjustments:			
45.1 Paid in	0	0	0
45.2 Transferred to capital (Stock Dividend)	0	0	0
45.3 Transferred from capital	0	0	0
46. Dividends to stockholders	0	0	(188,000,000)
47. Aggregate write-ins for gains or (losses) in surplus	0	0	0
48. Net change in capital & surplus (Lines 34 to 47)	169,387,628	192,808,630	17,368,427
49. Capital and surplus end of reporting period (Line 33 plus 48)	1,099,679,463	1,105,732,038	930,291,835
DETAILS OF WRITE-INS			
4701.	0	0	0
4702.			
4703.			
4798. Summary of remaining write-ins for Line 47 from overflow page	0	0	0
4799. Totals (Lines 4701 through 4703 plus 4798)(Line 47 above)	0	0	0

STATEMENT AS OF SEPTEMBER 30, 2023 OF THE Arcadian Health Plan, Inc.

CASH FLOW

	1 Current Year To Date	2 Prior Year To Date	3 Prior Year Ended December 31
Cash from Operations			
1. Premiums collected net of reinsurance	6,449,946,025	5,742,169,048	6,848,342,854
2. Net investment income	60,001,068	29,161,264	44,716,416
3. Miscellaneous income	0	0	0
4. Total (Lines 1 to 3)	6,509,947,093	5,771,330,312	6,893,059,270
5. Benefit and loss related payments	4,916,609,240	4,426,298,429	5,762,263,262
6. Net transfers to Separate Accounts, Segregated Accounts and Protected Cell Accounts	0	0	0
7. Commissions, expenses paid and aggregate write-ins for deductions	520,871,303	329,139,148	689,163,323
8. Dividends paid to policyholders	0	0	0
9. Federal and foreign income taxes paid (recovered) net of \$ (2,891,525) tax on capital gains (losses)	40,015,446	46,160,061	56,602,758
10. Total (Lines 5 through 9)	5,477,495,989	4,801,597,638	6,508,029,343
11. Net cash from operations (Line 4 minus Line 10)	1,032,451,104	969,732,674	385,029,927
Cash from Investments			
12. Proceeds from investments sold, matured or repaid:			
12.1 Bonds	119,085,760	249,580,195	309,952,538
12.2 Stocks	0	0	0
12.3 Mortgage loans	0	0	0
12.4 Real estate	0	0	0
12.5 Other invested assets	0	0	0
12.6 Net gains or (losses) on cash, cash equivalents and short-term investments	72	4,285	3,491
12.7 Miscellaneous proceeds	0	1,506,500	124,565
12.8 Total investment proceeds (Lines 12.1 to 12.7)	119,085,832	251,090,979	310,080,594
13. Cost of investments acquired (long-term only):			
13.1 Bonds	255,628,540	314,157,776	435,438,733
13.2 Stocks	0	0	0
13.3 Mortgage loans	0	0	0
13.4 Real estate	0	0	0
13.5 Other invested assets	0	0	0
13.6 Miscellaneous applications	63,045	0	0
13.7 Total investments acquired (Lines 13.1 to 13.6)	255,691,585	314,157,776	435,438,733
14. Net increase (or decrease) in contract loans and premium notes	0	0	0
15. Net cash from investments (Line 12.8 minus Line 13.7 and Line 14)	(136,605,753)	(63,066,797)	(125,358,140)
Cash from Financing and Miscellaneous Sources			
16. Cash provided (applied):			
16.1 Surplus notes, capital notes	0	0	0
16.2 Capital and paid in surplus, less treasury stock	0	0	0
16.3 Borrowed funds	0	0	0
16.4 Net deposits on deposit-type contracts and other insurance liabilities	0	0	0
16.5 Dividends to stockholders	0	0	188,000,000
16.6 Other cash provided (applied)	(53,842,073)	(51,929,576)	(33,478,360)
17. Net cash from financing and miscellaneous sources (Line 16.1 through Line 16.4 minus Line 16.5 plus Line 16.6)	(53,842,073)	(51,929,576)	(221,478,360)
RECONCILIATION OF CASH, CASH EQUIVALENTS AND SHORT-TERM INVESTMENTS			
18. Net change in cash, cash equivalents and short-term investments (Line 11, plus Lines 15 and 17)	842,003,278	854,736,301	38,193,427
19. Cash, cash equivalents and short-term investments:			
19.1 Beginning of year	183,315,526	145,122,099	145,122,099
19.2 End of period (Line 18 plus Line 19.1)	1,025,318,804	999,858,400	183,315,526

Note: Supplemental disclosures of cash flow information for non-cash transactions:

--	--	--	--

STATEMENT AS OF SEPTEMBER 30, 2023 OF THE Arcadian Health Plan, Inc.

EXHIBIT OF PREMIUMS, ENROLLMENT AND UTILIZATION

	1 Total	Comprehensive (Hospital & Medical)		4 Medicare Supplement	5 Vision Only	6 Dental Only	7 Federal Employees Health Benefits Plan	8 Title XVIII Medicare	9 Title XIX Medicaid	10 Credit A&H	11 Disability Income	12 Long-Term Care	13 Other Health	14 Other Non-Health
		2 Individual	3 Group											
Total Members at end of:														
1. Prior Year	471,461	0	0	0	0	0	0	471,461	0	0	0	0	0	0
2. First Quarter	496,109	0	0	0	0	0	0	496,109	0	0	0	0	0	0
3. Second Quarter	503,290	0	0	0	0	0	0	503,290	0	0	0	0	0	0
4. Third Quarter	511,092	0	0	0	0	0	0	511,092	0	0	0	0	0	0
5. Current Year	0	0	0	0	0	0	0	0	0	0	0	0	0	0
6. Current Year Member Months	4,500,078	0	0	0	0	0	0	4,500,078	0	0	0	0	0	0
Total Member Ambulatory Encounters for Period:														
7. Physician	8,016,626	0	0	0	0	0	0	8,016,626	0	0	0	0	0	0
8. Non-Physician	4,773,812	0	0	0	0	0	0	4,773,812	0	0	0	0	0	0
9. Total	12,790,438	0	0	0	0	0	0	12,790,438	0	0	0	0	0	0
10. Hospital Patient Days Incurred	840,523	0	0	0	0	0	0	840,523	0	0	0	0	0	0
11. Number of Inpatient Admissions	85,507	0	0	0	0	0	0	85,507	0	0	0	0	0	0
12. Health Premiums Written (a)	5,829,091,624	0	0	0	0	0	0	5,829,091,624	0	0	0	0	0	0
13. Life Premiums Direct	0	0	0	0	0	0	0	0	0	0	0	0	0	0
14. Property/Casualty Premiums Written	0	0	0	0	0	0	0	0	0	0	0	0	0	0
15. Health Premiums Earned.....	5,829,091,624	0	0	0	0	0	0	5,829,091,624	0	0	0	0	0	0
16. Property/Casualty Premiums Earned	0	0	0	0	0	0	0	0	0	0	0	0	0	0
17. Amount Paid for Provision of Health Care Services.....	4,915,831,641	0	0	0	0	0	0	4,915,831,641	0	0	0	0	0	0
18. Amount Incurred for Provision of Health Care Services	4,880,529,021	0	0	0	0	0	0	4,880,529,021	0	0	0	0	0	0

(a) For health premiums written: amount of Medicare Title XVIII exempt from state taxes or fees \$5,829,091,624

UNDERWRITING AND INVESTMENT EXHIBIT

ANALYSIS OF CLAIMS UNPAID - PRIOR YEAR - NET OF REINSURANCE

Line of Business	Claims Paid Year to Date		Liability End of Current Quarter		5 Claims Incurred in Prior Years (Columns 1 + 3)	6 Estimated Claim Reserve and Claim Liability December 31 of Prior Year
	1 On Claims Incurred Prior to January 1 of Current Year	2 On Claims Incurred During the Year	3 On Claims Unpaid Dec. 31 of Prior Year	4 On Claims Incurred During the Year		
1. Comprehensive (hospital and medical) individual	0	0	0	0	0	0
2. Comprehensive (hospital and medical) group	0	0	0	0	0	0
3. Medicare Supplement	0	0	0	0	0	0
4. Dental Only	0	0	0	0	0	0
5. Vision Only	0	0	0	0	0	0
6. Federal Employees Health Benefits Plan	0	0	0	0	0	0
7. Title XVIII - Medicare	363,711,062	4,476,084,853	54,227,757	621,925,295	417,938,819	629,451,120
8. Title XIX - Medicaid	0	0	0	0	0	0
9. Credit A&H	0	0	0	0	0	0
10. Disability Income	0	0	0	0	0	0
11. Long-term care	0	0	0	0	0	0
12. Other health	0	0	0	0	0	0
13. Health subtotal (Lines 1 to 12)	363,711,062	4,476,084,853	54,227,757	621,925,295	417,938,819	629,451,120
14. Health care receivables (a)	(16,043)	218,321,922	0	0	(16,043)	159,246,707
15. Other non-health	0	0	0	0	0	0
16. Medical incentive pools and bonus amounts	76,035,726	0	3,237,301	66,448,146	79,273,027	92,630,827
17. Totals (Lines 13 - 14 + 15 + 16)	439,762,831	4,257,762,931	57,465,058	688,373,441	497,227,889	562,835,240

(a) Excludes \$ 349,355 loans or advances to providers not yet expensed.

STATEMENT AS OF September 30, 2023 OF Arcadian Health Plan, Inc.

NOTES TO THE FINANCIAL STATEMENTS

1. Summary of Significant Accounting Policies and Going Concern

A. Accounting Practices

The financial statements of the Company are presented on the basis of accounting practices prescribed or permitted by the Washington Office of Insurance.

The Washington Office of Insurance (the Office) recognizes only statutory accounting practices prescribed or permitted by the State of Washington for determining and reporting the financial condition and results of operations of an insurance company, for determining its solvency under the Washington Insurance Law. The National Association of Insurance Commissioners' (NAIC) Accounting Practices and Procedures manual (NAIC SSAP) has been adopted as a component of prescribed or permitted practices by the State of Washington. The Commissioner of Insurance has the right to permit other specific practices that deviate from prescribed practices. No deviations from the Codification currently exist.

A reconciliation of the Company's net income and capital and surplus between NAIC SSAP and practices prescribed and permitted by the State of Washington is shown below:

	SSAP #	F/S Page	F/S Line #	2023	2022
Net Income					
1. Arcadian Health Plan, Inc. Washington basis	xxx	xxx	xxx	\$ 195,829,291	\$ 212,332,671
2. State Prescribed Practices that is an increase/(decrease) NAIC SSAP				-	-
3. State Permitted Practices that is an increase/(decrease) NAIC SSAP				-	-
4. NAIC SSAP	xxx	xxx	xxx	<u>\$ 195,829,291</u>	<u>\$ 212,332,671</u>
Surplus					
5. Arcadian Health Plan, Inc. Washington basis	xxx	xxx	xxx	\$ 1,099,679,463	\$ 930,291,835
6. State Prescribed Practices that is an increase/(decrease) NAIC SSAP				-	-
7. State Permitted Practices that is an increase/(decrease) NAIC SSAP				-	-
8. NAIC SSAP	xxx	xxx	xxx	<u>\$ 1,099,679,463</u>	<u>\$ 930,291,835</u>

B. Use of Estimates in the Preparation of the Financial Statements

The preparation of financial statements in conformity with Statutory Accounting Principles requires management to make estimates and assumptions that affect the reported amounts of assets and liabilities. It also requires disclosure of contingent assets and liabilities at the date of the financial statements and the reported amounts of revenue and expenses during the period. These estimates are based on knowledge of current events and anticipated future events, and accordingly, actual results could differ from those estimates.

C. Accounting Policy

Premiums are reported as earned in the period in which members are entitled to receive services, and are net of retroactive membership adjustments. Retroactive membership adjustments result from enrollment changes not yet processed, or not yet reported by an employer group or the government. Premiums received prior to such period are recorded as advance premiums.

Benefits incurred and loss adjustment expenses include claim payments, capitation payments, pharmacy costs net of rebates, allocations of certain centralized expenses, legal and administrative costs to settle claims, and various other costs incurred to provide health insurance coverage to members, as well as estimates of future payments to hospitals and others for medical care provided prior to the date of the statements of admitted assets, liabilities and surplus. Capitation payments represent monthly contractual fees disbursed to participating primary care physicians, and other providers who are responsible for providing medical care to members. Pharmacy costs represent payments for members' prescription drug benefits, net of rebates from drug manufacturers.

In addition, the Company uses the following accounting policies:

- (1) Short-term investments include investments mainly in U.S. Government obligations with a maturity of twelve months or less from the date of purchase. Short-term investments are recorded at amortized cost. The carrying value of short-term investments approximates fair value due to the short-term maturities of the investments.
- (2-4) Investments are valued and classified in accordance with methods prescribed by the NAIC. Bonds with an NAIC rating of 1 or 2 are carried at amortized cost, with all other bonds being recorded at the lower of amortized cost or fair value; redeemable preferred stocks are carried at amortized cost; and non-redeemable preferred stocks are carried at fair value. Common stocks are carried at fair value.

The Company regularly evaluates investment securities for impairment. For all securities other than loan-backed and structured securities, the Company considers factors affecting the investee, factors affecting the industry the investee operates within, and general debt and equity market trends. The Company also considers the length of time an investment's fair value has been below carrying value, the near term prospects for recovery to carrying value, and the Company's intent and ability to hold the investment until maturity or market recovery is realized. If and when a determination is made that a decline in fair value below the cost basis is other-than-temporary, the related investment is written down to its estimated fair value through earnings.

Amortization of bond premium or discount is computed using the scientific interest method.

Income from investments is recorded on an accrual basis. For the purpose of determining realized gains and losses, the cost of securities sold is based upon specific identification. Investment income due and accrued over 90 days past due is nonadmitted.

NOTES TO THE FINANCIAL STATEMENTS

- (5) Not Applicable.
- (6) For loan backed and structured securities where the securities fair value is less than the amortized cost, the Company considers several factors to determine if the security's impairment is other-than-temporary. If the Company has the intent to sell the security or if the Company does not have the intent and ability to retain the security until recovery of its fair value, the related investment is written down to its estimated fair value through earnings. If, however, the Company has the intent and ability to retain the security until recovery of its fair value, the Company considers factors affecting the investee, factors affecting the industry the investee operates within, and general debt and equity market trends. The Company also considers the length of time an investment's fair value has been below carrying value and the near term prospects for recovery to carrying value. If the determination is made, based on these factors, that the Company does expect to recover the entire amortized cost of the security, then an other-than-temporary impairment has not occurred. If, however, the determination is made that the Company does not expect to recover the entire amortized cost of the security based on the factors noted above, the Company recognizes a realized loss in earnings for the non-interest related decline. No loss is recognized for the interest impairment.
- (7) Not Applicable.
- (8) Not Applicable.
- (9) Not Applicable.
- (10-11) The estimates of future medical benefit payments are developed using actuarial methods and assumptions based upon claim payment patterns, medical cost inflation, historical development such as claim inventory levels and claim receipt patterns, and other relevant factors. Corresponding administrative costs to process outstanding claims are estimated and accrued. Estimates of future payments relating to services incurred in the current and prior periods are continually reviewed by management and adjusted as necessary.

The Company assesses the profitability of its contracts for providing health insurance coverage to its members when current operating results or forecasts indicate probable future losses. The Company records a premium deficiency liability in current operations to the extent that the sum of expected future medical costs, claim adjustment expenses and maintenance costs exceed related future premiums. Investment income is not contemplated in the calculation of the premium deficiency liability.

Management believes the Company's benefits payable and loss adjustment expense are adequate to cover future claims and loss adjustment expense payments required, however, such estimates are based on knowledge of current events and anticipated future events and, therefore, the actual liability could differ from the amounts provided.

- (12) The Company has not modified its capitalization policy from the prior period.

Equipment is stated at cost less accumulated depreciation. Depreciation expense is computed using the straight-line method over estimated useful lives generally ranging from three to five years. Improvements to leased facilities are depreciated over the shorter of the remaining lease term or the anticipated life of the improvement.

The Company recognizes an asset or liability for the deferred tax consequences of temporary differences between the tax basis of assets or liabilities and their reported amounts in the financial statements. The temporary differences will result in taxable or deductible amounts in future years when the reported amounts of the assets or liabilities are recovered or settled.

- (13) The Company estimates anticipated Pharmacy Rebate Receivables using the analysis of historical recovery patterns.
- (14) Not Applicable.
- (15) Not Applicable.

D. Going Concern

Management of the Company has evaluated the Company's ability to continue as a going concern under SSAP No. 1, *Accounting Policies, Risks & Uncertainties, and Other Disclosures* (SSAP No. 1). Based on this evaluation, Management has determined that there is no substantial doubt about the Company's ability to continue as a going concern.

2. Accounting Changes and Corrections of Errors

Not Applicable.

3. Business Combinations and Goodwill

A. Statutory Purchase Method

Not Applicable.

B. Statutory Merger

Not Applicable.

C. Assumption Reinsurance

Not Applicable.

NOTES TO THE FINANCIAL STATEMENTS

D. Impairment Loss

Not Applicable.

E. Subcomponents and Calculation of Adjusted Surplus and Total Admitted Goodwill

Not Applicable.

4. Discontinued Operations

Not Applicable.

5. Investments

A. Mortgage Loans, Including Mezzanine Real Estate Loans

Not Applicable.

B. Debt Restructuring

Not Applicable.

C. Reverse Mortgages

Not Applicable.

D. Loan-Backed Securities

(1) Prepayment assumptions for mortgage-backed/loan-backed and structured securities were obtained from industry market sources.

(2) Not Applicable.

(3) Not Applicable.

(4) The Company does not have any investments in an other-than-temporary impairment position at September 30, 2023.

Gross unrealized losses and related fair value of temporarily impaired securities that have been in a continuous unrealized loss position were as follows at September 30, 2023:

(a) The aggregate amount of unrealized losses:

1. Less than Twelve Months	\$	(7,372,000)
2. Twelve Months or Longer	\$	(68,819,694)

(b) The aggregate related fair value of securities with unrealized losses:

1. Less than Twelve Months	\$	127,748,775
2. Twelve Months or Longer	\$	426,525,466

(5) Unrealized losses are primarily due to increases in market interest rates and tighter liquidity conditions in the current markets than when the securities were purchased. All issuers of securities trading at an unrealized loss remain current on all contractual payments and the Company believes it is probable that all amounts due according to the contractual terms of the debt securities are collectible. After taking into account these and other factors, including the severity of the decline and the Company's ability and intent to hold these securities until recovery or maturity, the Company determined the unrealized losses on these investment securities were temporary and, as such, no impairment was required.

E. Dollar Repurchase Agreements and/or Securities Lending Transactions

(1) The Company has no repurchase agreements or securities lending transactions.

(2) The Company has not pledged any of its assets as collateral.

(3-7) Not Applicable.

F. Repurchase Agreements Transactions Accounted for as Secured Borrowing

Not Applicable.

G. Reverse Repurchase Agreements Transactions Accounted for as Secured Borrowing

Not Applicable.

H. Repurchase Agreements Transactions Accounted for as a Sale

Not Applicable.

I. Reverse Repurchase Agreements Transactions Accounted for as a Sale

Not Applicable.

NOTES TO THE FINANCIAL STATEMENTS

J. Real Estate

Not Applicable.

K. Low-Income Housing Tax Credits (LIHTC)

Not Applicable.

L. Restricted Assets

(1) Restricted Assets (Including Pledged)

Restricted Asset Category	1	2	3	4	5	6	7
	Total Gross (Admitted & Nonadmitted) Restricted from Current Year	Total Gross (Admitted & Nonadmitted) Restricted from Prior Year	Increase/ (Decrease) (1 minus 2)	Total Current Year Nonadmitted Restricted	Total Current Year Admitted Restricted (1 minus 4)	Percentage Gross (Admitted & Nonadmitted) Restricted to Total Assets (a)	Percentage Admitted Restricted to Total Admitted Assets (b)
a. Subject to contractual obligation for which liability is not shown	\$ -	\$ -	\$ -	\$ -	\$ -	-%	-%
b. Collateral held under security lending agreements	-	-	-	-	-	-	-
c. Subject to repurchase agreements	-	-	-	-	-	-	-
d. Subject to reverse repurchase agreements	-	-	-	-	-	-	-
e. Subject to dollar repurchase agreements	-	-	-	-	-	-	-
f. Subject to dollar reverse repurchase agreements	-	-	-	-	-	-	-
g. Placed under option contracts	-	-	-	-	-	-	-
h. Letter stock or securities restricted to sale – excluding FHLB capital stock	-	-	-	-	-	-	-
i. FHLB capital stock	-	-	-	-	-	-	-
j. On deposit with states	12,028,750	12,041,820	(13,070)	-	12,028,750	0.40%	0.41%
k. On deposit with other regulatory bodies	-	-	-	-	-	-	-
l. Pledged collateral to FHLB (including assets backing funding agreements)	-	-	-	-	-	-	-
m. Pledged as collateral not captured in other categories	-	-	-	-	-	-	-
n. Other restricted assets	-	-	-	-	-	-	-
o. Total Restricted Assets	\$ 12,028,750	\$ 12,041,820	\$ (13,070)	-	\$ 12,028,750	0.40%	0.41%

(2) Detail of Assets Pledged as Collateral Not Captured in Other Categories (Contracts that Share Similar Characteristics, Such as Reinsurance and Derivatives, Are Reported in the Aggregate)

Not Applicable.

(3) Detail of Other Restricted Assets Categories (Contracts that Share Similar Characteristics, Such as Reinsurance and Derivatives, Are Reported in the Aggregate)

Not Applicable.

(4) Collateral Received and Reflected as Assets Within the Reporting Entity's Financial Statements

Not Applicable.

M. Working Capital Finance Investments

Not Applicable.

N. Offsetting and Netting of Assets and Liabilities

Not Applicable.

O. 5GI* Securities

Not Applicable.

P. Short Sales

Not Applicable.

Q. Prepayment Penalty and Acceleration Fees

No material change since year-end December 31, 2022.

NOTES TO THE FINANCIAL STATEMENTS

R. Share of Cash Pool by Asset Type

Not Applicable.

6. Joint Ventures, Partnerships and Limited Liability Companies

- A. The Company has no investments in Joint Ventures, Partnerships or Limited Liability Companies that exceed 10.0 percent of its admitted assets.
- B. The Company did not recognize any impairment write down for its investments in Joint Ventures, Partnerships and Limited Liability Companies during the statement periods.

7. Investment Income

- A. Due and accrued income was excluded from surplus on the following basis:

All investment income due and accrued with amounts that are over 90 days past due with the exception of mortgage loans in default.

- B. The total amount excluded was \$0.

8. Derivative Instruments

Not Applicable.

9. Income Taxes

The Inflation Reduction Act (Act) was enacted on August 16, 2022 and included a new corporate alternative minimum tax (CAMT). The Act and the CAMT go into effect for tax years beginning after 2022. The Company has not determined as of September 30, 2023 if it will incur a CAMT liability in 2023. The quarterly financial statements do not include an estimated impact of the CAMT, because a reasonable estimate cannot be made. The Company has determined it will be an applicable corporation for 2023 as the average adjusted financial statement income for Humana Inc. and Subsidiaries exceeds the thresholds.

No material change since year-end December 31, 2022.

10. Information Concerning Parent, Subsidiaries and Affiliates

A.-B. The Company has several management contracts with Humana Inc. and other related parties whereby the Company is provided with medical and executive management, information systems, claims processing, billing and enrollment, and telemarketing and other services as required by the Company. Management fees charged to operations for the years ended December 31, 2022 and 2021 were \$627,245,352 and \$541,215,335, respectively. As a part of this agreement, Humana Inc. makes cash disbursements on behalf of the Company which includes, but is not limited to, medical related items, general and administrative expenses, commissions and payroll. The Company continues to be primarily liable for any outstanding payments made on behalf of the Company, should Humana Inc. not be able to fulfill its obligations.

The Company has various related party agreements with no material change since year-end December 31, 2022.

No dividends or returns of capital were paid by the Company as of September 30, 2023.

C. (1) Detail of Material Related Party Transactions

The Company has related party transactions with no material change since year-end December 31, 2022.

(2) Detail of Material Related Party Transactions Involving Services

The Company has related party transactions involving services with no material change since year-end December 31, 2022.

(3) Detail of Material Related Party Transactions Exchange of Assets and Liabilities

Not Applicable.

(4) Detail of Amounts Owed To/From a Related Party

The Company has amounts owed to/from a related party with no material change since year-end December 31, 2022.

D. At September 30, 2023, the Company reported \$46,635,707 due from Humana Inc. Amounts due to or from parent are generally settled within 90 days.

E. Not Applicable.

F. Not Applicable.

G. All outstanding shares of the Company are owned by the Parent Company.

H. Not Applicable.

I. Not Applicable.

J. Not Applicable.

NOTES TO THE FINANCIAL STATEMENTS

K. Not Applicable.

L. Not Applicable.

M. All SCA Investments

Not Applicable.

N. Investment in Insurance SCA

Not Applicable.

O. SCA Loss Tracking

Not Applicable.

11. Debt

A. Debt Including Capital Notes

The Company has no debentures outstanding.

The Company has no capital notes outstanding.

The Company does not have any reverse repurchase agreements.

B. Federal Home Loan Bank (FHLB) Agreements

The Company does not have any FHLB agreements.

12. Retirement Plans, Deferred Compensation, Postemployment Benefits and Compensated Absences and Other Postretirement Benefit Plans

A.-D. Defined Benefit Plans

Not Applicable.

E. Defined Contribution Plans

Not Applicable.

F. Multiemployer Plans

Not Applicable.

G. Consolidated/Holding Company Plans

No material change since year-end December 31, 2022.

H. Postemployment Benefits and Compensated Absences

Not Applicable.

I. Impact of Medicare Modernization Act on Postretirement Benefits (INT 04-17)

Not Applicable.

13. Capital and Surplus, Shareholders' Dividend Restrictions and Quasi-Reorganizations

A. The Company has \$16.667 par value common stock with 60,000 shares authorized and 60,000 shares issued and 60,000 outstanding. All shares are common stock shares.

B. The Company has no preferred stock outstanding.

C.-E. No material change since year-end December 31, 2022.

F. There were no restrictions placed on the Company's surplus, including for whom the surplus is being held.

G. Not Applicable.

H. Not Applicable.

I. Not Applicable.

J. The portion of unassigned funds (surplus) represented or reduced by cumulative unrealized gains and losses is \$1,681,397.

K. Not Applicable.

L. Not Applicable.

M. Not Applicable.

NOTES TO THE FINANCIAL STATEMENTS

14. Liabilities, Contingencies and Assessments

A. Contingent Commitments

Not Applicable.

B. Assessments

Not Applicable.

C. Gain Contingencies

Not Applicable.

D. Claims related extra contractual obligation and bad faith losses stemming from lawsuits

Not Applicable.

E. Joint and Several Liabilities

Not Applicable.

F. All Other Contingencies

During the ordinary course of business, the Company is subject to pending and threatened legal actions. Management of the Company does not believe that any of these actions will have a material adverse effect on the Company's surplus, results of operations or cash flows. However, the likelihood or outcome of current or future legal proceedings cannot be accurately predicted, and they could adversely affect the Company's surplus, results of operations and cash flows.

The Company is not aware of any other material contingent liabilities as of September 30, 2023.

15. Leases

Not Applicable.

16. Information about Financial Instruments With Off-Balance Sheet Risk and Financial Instruments With Concentrations of Credit Risk

The Company has no investment in Financial Instruments with Off-Balance Sheet Risk or Concentrations of Credit Risk.

17. Sale, Transfer and Servicing of Financial Assets and Extinguishments of Liabilities

A. Transfers of Receivables Reported as Sales

Not Applicable.

B. Transfer and Servicing of Financial Assets

Not Applicable.

C. Wash Sales

Not Applicable.

18. Gain or Loss to the Reporting Entity from Uninsured Plans and the Uninsured Portion of Partially Insured Plans

A. ASO Plans

Not Applicable.

B. ASC Plans

Not Applicable.

C. Medicare or Other Similarly Structured Cost Based Reimbursement Contract

(1) The Company records no revenue explicitly attributable to the cost share and reinsurance components of its Medicare or other similarly structured cost based reimbursement contracts.

(2) As of September 30, 2023, the Company has recorded a receivable from CMS of \$568,341 related to the cost share and reinsurance components of administered Medicare products. The Company does not have any receivables greater than 10% of the Company's accounts receivable from uninsured accident and health plans or \$10,000.

(3) As no revenue is recorded in connection with the cost share and reinsurance components of the Company's Medicare or other similarly structured cost based reimbursement contracts, the Company has recorded no allowances and reserves for adjustment of recorded revenues and receivables.

(4) The Company has made no adjustment to revenue resulting from audit of receivables related to revenues recorded in the prior period.

19. Direct Premium Written/Produced by Managing General Agents/Third Party Administrators

Not Applicable.

STATEMENT AS OF September 30, 2023 OF Arcadian Health Plan, Inc.

NOTES TO THE FINANCIAL STATEMENTS

20. Fair Value Measurements

A. (1) The fair value of financial assets at September 30, 2023 were as follows:

	Level 1	Level 2	Level 3	Net Asset Value (NAV)	Total
a. Assets at fair value					
Bonds					
U.S. governments	\$ -	\$ -	\$ -	\$ -	-
Tax-exempt municipal	-	-	-	-	-
Residential mortgage and other-backed	-	2,183	-	-	2,183
Corporate debt securities	-	43,246,971	-	-	43,246,971
Total bonds	-	43,249,154	-	-	43,249,154
Total assets at fair value/NAV	\$ -	\$ 43,249,154	\$ -	\$ -	\$ 43,249,154
b. Liabilities at fair value	\$ -	\$ -	\$ -	\$ -	-
Total liabilities at fair value	\$ -	\$ -	\$ -	\$ -	-

The Company reports transfers between Level 1 and Level 2 of the fair value hierarchy levels at the end of the reporting period. There were no transfers between Level 1 and Level 2 of the fair value hierarchy between December 31, 2022 and September 30, 2023.

(2) Fair Value Measurements in (Level 3) of the Fair Value Hierarchy

Not Applicable.

(3) The Company reports transfers into or out of Level 3 of the fair value hierarchy levels at the end of the reporting period. There were no transfers into or out of Level 3 of the fair value hierarchy levels between December 31, 2022 and September 30, 2023.

(4) Fair value of actively traded debt securities are based on quoted market prices. Fair value of other debt securities are based on quoted market prices of identical or similar securities or based on observable inputs like interest rates generally using a market valuation approach, or, less frequently, an income valuation approach and are generally classified as Level 2. The Company generally obtains one quoted price for each security from a third party pricing service. These prices are generally derived from recently reported trades for identical or similar securities, including adjustments through the reporting date based upon observable market information. When quoted prices are not available, the third party pricing service may use quoted market prices of comparable securities or discounted cash flow analyses, incorporating inputs that are currently observable in the markets for similar securities. Inputs that are often used in the valuation methodologies include benchmark yields, reported trades, credit spreads, broker quotes, default rates and prepayment speeds. The Company is responsible for the determination of fair value and as such, the Company performs analysis on the prices received from the third party pricing service to determine whether the prices are reasonable estimates of fair value. The Company's analysis includes a review of monthly price fluctuations as well as a quarterly comparison of the prices received from the pricing service to prices reported by the Company's third party investment advisor. Based on the Company's internal price verification procedures and review of fair value methodology documentation provided by the third party pricing service, there were no material adjustments to the prices obtained from the third party pricing service during the quarter ended September 30, 2023.

(5) Derivative Fair Values

Not Applicable.

B. Other Fair Value Disclosures

Not Applicable.

C. Fair Values for All Financial Instruments by Levels 1, 2 and 3

Type of Financial Instrument	Aggregate Fair Value	Admitted Assets	Level 1	Level 2	Level 3	Net Asset Value (NAV)	Not Practicable (Carrying Value)
Bonds and cash equivalents	\$ 2,337,602,045	\$ 2,523,678,144	\$ 1,028,502,195	\$ 1,309,099,850	\$ -	\$ -	-

D. Financial Instruments for which Not Practicable to Estimate Fair Values

Not Applicable.

21. Other Items

A. Extraordinary Items

The emergence and spread of the novel coronavirus, or COVID-19, beginning in the first quarter of 2020 has impacted the Company's business. During periods of increased incidences of COVID-19, there was a reduction in non-COVID-19 hospital admissions and lower overall healthcare system consumption that decreased utilization. Likewise COVID-19 treatment and testing costs increased utilization. During 2022, the Company experienced lower overall utilization of the healthcare system than anticipated, as the reduction in COVID-19 utilization following the increased incidence associated with the Omicron variant outpaced the increase in non-COVID-19 utilization. The significant disruption in utilization during 2020 also impacted the Company's ability to implement clinical initiatives to manage health care costs and chronic conditions of its members, and appropriately document their risk profiles, and, as such, affecting 2021 revenue under the risk adjustment payment model for Medicare Advantage plans. Finally, changes in utilization patterns and actions taken in 2021 as a result of the COVID-19 pandemic, including the suspension of certain financial recovery programs for a

NOTES TO THE FINANCIAL STATEMENTS

period of time and shifting the timing of claim payments and provider capitation surplus payments, impacted claim reserve development and operating cash flows for 2021.

The COVID-19 National Emergency declared in 2020 was terminated on April 10, 2023 and the Public Health Emergency expired on May 11, 2023.

B. Troubled Debt Restructuring: Debtors

Not Applicable.

C. Other Disclosures and Unusual Items

Not Applicable.

D. Business Interruption Insurance Recoveries

Not Applicable.

E. State Transferable and Non-transferable Tax Credits

Not Applicable.

F. Subprime Mortgage Related Risk Exposure

(1) The Company consults with its external investment managers to assess its subprime mortgage related risk exposure. Certain characteristics are utilized to determine if a mortgage-backed security has subprime exposure. The main characteristics reviewed when determining this are the collateral and structure of the security, the loan purpose, loan documentation, occupancy, geographical location, loan size and type. Subprime mortgage borrowers typically have lower credit scores, lower loan balances and higher loan-to-values than other conforming loans. Management's practices include reviewing quantitative and qualitative credit models that analyze loan-level collateral composition, historical underwriter performance trends, the impact of macroeconomic factors, and issuer risks; as well as reviewing the estimation of security cash flows and monthly model calibrations.

(2) Direct exposure through investments in sub-prime mortgage loans.

The Company has no direct exposure through investment to sub-prime mortgage loans.

(3) Direct exposure through other investments:

- a. Residential mortgage backed securities – No substantial exposure noted.
- b. Commercial mortgage backed securities – No substantial exposure noted.
- c. Collateralized debt obligations – No substantial exposure noted.
- d. Structured securities – No substantial exposure noted.
- e. Equity investment in SCAs – No substantial exposure noted.
- f. Other assets – No substantial exposure noted.
- g. Total – No substantial exposure noted.

(4) Underwriting exposure to sub-prime mortgage risk through Mortgage Guaranty coverage, Financial Guaranty coverage, Directors and Officers liability coverage, or Errors and Omissions liability coverage.

The Company does not have sub-prime mortgage risk.

Classification of mortgage related securities is primarily based on information from outside data services, including rating agency actions. When considering our exposure, the Company evaluated the percentage of full documentation loans, percent of owner occupied properties, FICO scores, average margin for ARM loans, percent of loans with prepayment penalties, the existence of non-traditional underwriting standards, among other factors.

G. Retained Assets

Not Applicable.

H. Insurance Linked Securities

Not Applicable.

22. Events Subsequent

The Company is not aware of any events or transactions occurring subsequent to the close of the books for this statement which may have a material effect on its financial condition. Subsequent events have been considered through November 6, 2023 for the Statutory Statement issued on November 6, 2023.

23. Reinsurance

A. Ceded Reinsurance Report

Section 1 – General Interrogatories

(1) Are any of the reinsurers, listed in Schedule S as non-affiliated, owned in excess of 10.0 percent or controlled, either directly or indirectly, by the company or by any representative, officer, trustee, or director of the company?

Yes () No (X)

NOTES TO THE FINANCIAL STATEMENTS

- (2) Have any policies issued by the company been reinsured with a company chartered in a country other than the United States (excluding U.S. Branches of such companies) that is owned in excess of 10.0 percent or controlled directly or indirectly by an insured, a beneficiary, a creditor or an insured or any other person not primarily engaged in the insurance business?

Yes () No (X)

Section 2 – Ceded Reinsurance Report – Part A

- (1) Does the company have any reinsurance agreements in effect under which the reinsurer may unilaterally cancel any reinsurance for reasons other than for nonpayment of premium or other similar credits?

Yes () No (X)

- (2) Does the reporting entity have any reinsurance agreements in effect such that the amount of losses paid or accrued through the statement date may result in a payment to the reinsurer of amounts that, in aggregate and allowing for offset of mutual credits from other reinsurance agreements with the same reinsurer, exceed the total direct premium collected under the reinsured policies?

Yes () No (X)

Section 3 – Ceded Reinsurance Report – Part B

- (1) What is the estimated amount of the aggregate reduction in surplus, (for agreements other than those under which the reinsurer may unilaterally cancel for reasons other than for nonpayment of premium or other similar credits that are reflected in Section 2 above) of termination of ALL reinsurance agreements, by either party, as of the date of this statement? Where necessary, the company may consider the current or anticipated experience of the business reinsured in making this estimate. \$0

- (2) Have any new agreements been executed or existing agreements amended, since January 1 of the year of this statement, to include policies or contracts that were in force or which had existing reserves established by the company as of the effective date of the agreement?

Yes () No (X)

B. Uncollectible Reinsurance

Not Applicable.

C. Commutation of Ceded Reinsurance

Not Applicable.

D. Certified Reinsurer Rating Downgraded or Status Subject to Revocation

Not Applicable.

24. Retrospectively Rated Contracts and Contracts Subject to Redetermination

- A. The Company estimates accrued retrospective premium adjustments for its Medicare business through a mathematical approach using an algorithm based upon settlement procedures defined by contracts with CMS.

- B. The Company records accrued retrospective premium as an adjustment to earned premiums.

- C. The amount of net premiums written by the Company at September 30, 2023 that are subject to retrospective rating features was \$5,829,091,624, or 100.00% of the total net premiums written. No other net premiums written by the Company are subject to retrospective rating features.

- D. Medical loss ratio rebates required pursuant to the Public Health Service Act

Not Applicable.

- E. Risk Sharing Provisions of the Affordable Care Act

Not Applicable.

25. Change in Incurred Claims and Claim Adjustment Expenses

Benefits and loss adjustment expenses payable, net of health care receivables, as of December 31, 2022, were \$566,619,903. As of September 30, 2023, \$443,255,156 has been paid for incurred claims and claim adjustment expenses attributable to insured events of prior years. Reserves remaining for prior years are now \$57,757,396 as a result of re-estimation of unpaid claims and claim adjustment expenses. Therefore, there has been a \$65,607,352 favorable prior-year development since December 31, 2022. The decrease is generally the result of ongoing analysis of recent loss development trends. Original estimates are increased or decreased as additional information becomes known regarding individual claims. Included in this decrease, the Company experienced \$65,607,352 of favorable prior year claim development on retrospectively rated policies. However, the business to which it relates is subject to premium adjustments.

26. Intercompany Pooling Arrangements

Not Applicable.

27. Structured Settlements

The Company has no structured settlements.

NOTES TO THE FINANCIAL STATEMENTS

28. Health Care Receivables

A. Pharmaceutical Rebate Receivables

Quarter	Estimate Pharmacy Rebates as Reported on Financial Statements	Pharmacy Rebates as Billed or Otherwise Confirmed	Actual Rebates Received Within 90 Days of Billing	Actual Rebates Received Within 91 to 180 Days of Billing	Actual Rebates Received More than 181 Days after Billing
12/31/2023	\$ -	\$ -	\$ -	\$ -	\$ -
9/30/2023	176,460,312	176,460,312	-	-	-
6/30/2023	181,044,276	178,197,813	175,458,382	-	-
3/31/2023	166,091,165	162,429,658	160,122,543	1,358,847	-
12/31/2022	131,966,284	123,840,380	123,840,380	-	-
9/30/2022	142,784,215	135,976,224	135,404,769	-	571,455
6/30/2022	167,818,545	162,175,025	160,569,283	-	1,605,742
3/31/2022	163,031,381	144,945,051	134,847,010	1,182,382	8,915,659
12/31/2021	133,869,323	132,243,706	132,093,250	-	150,456
9/30/2021	139,264,551	137,619,794	135,377,493	1,668,848	573,453
6/30/2021	165,379,681	164,783,334	163,854,908	-	928,426
3/31/2021	128,534,860	134,301,583	134,046,721	-	254,862

B. Risk Sharing Receivables

Not Applicable.

29. Participating Policies

The Company has no participating policies.

30. Premium Deficiency Reserves

Not Applicable.

31. Anticipated Salvage and Subrogation

Not Applicable.

GENERAL INTERROGATORIES

PART 1 - COMMON INTERROGATORIES

GENERAL

- 1.1 Did the reporting entity experience any material transactions requiring the filing of Disclosure of Material Transactions with the State of Domicile, as required by the Model Act? Yes [] No [X]
- 1.2 If yes, has the report been filed with the domiciliary state? Yes [] No []
- 2.1 Has any change been made during the year of this statement in the charter, by-laws, articles of incorporation, or deed of settlement of the reporting entity? Yes [X] No []
- 2.2 If yes, date of change: 01/19/2023
- 3.1 Is the reporting entity a member of an Insurance Holding Company System consisting of two or more affiliated persons, one or more of which is an insurer? Yes [X] No []
If yes, complete Schedule Y, Parts 1 and 1A.
- 3.2 Have there been any substantial changes in the organizational chart since the prior quarter end? Yes [] No [X]
- 3.3 If the response to 3.2 is yes, provide a brief description of those changes.
NA
- 3.4 Is the reporting entity publicly traded or a member of a publicly traded group? Yes [X] No []
- 3.5 If the response to 3.4 is yes, provide the CIK (Central Index Key) code issued by the SEC for the entity/group. 0000049071
- 4.1 Has the reporting entity been a party to a merger or consolidation during the period covered by this statement? Yes [] No [X]
- 4.2 If yes, provide the name of the entity, NAIC Company Code, and state of domicile (use two letter state abbreviation) for any entity that has ceased to exist as a result of the merger or consolidation.

1 Name of Entity	2 NAIC Company Code	3 State of Domicile
Not Applicable.		

5. If the reporting entity is subject to a management agreement, including third-party administrator(s), managing general agent(s), attorney-in-fact, or similar agreement, have there been any significant changes regarding the terms of the agreement or principals involved? Yes [] No [X] N/A []
If yes, attach an explanation.
.....
- 6.1 State as of what date the latest financial examination of the reporting entity was made or is being made. 12/31/2020
- 6.2 State the as of date that the latest financial examination report became available from either the state of domicile or the reporting entity. This date should be the date of the examined balance sheet and not the date the report was completed or released. 12/31/2020
- 6.3 State as of what date the latest financial examination report became available to other states or the public from either the state of domicile or the reporting entity. This is the release date or completion date of the examination report and not the date of the examination (balance sheet date). 06/07/2022
- 6.4 By what department or departments?
The Washington Department of Insurance
- 6.5 Have all financial statement adjustments within the latest financial examination report been accounted for in a subsequent financial statement filed with Departments? Yes [X] No [] N/A []
- 6.6 Have all of the recommendations within the latest financial examination report been complied with? Yes [X] No [] N/A []
- 7.1 Has this reporting entity had any Certificates of Authority, licenses or registrations (including corporate registration, if applicable) suspended or revoked by any governmental entity during the reporting period? Yes [] No [X]
- 7.2 If yes, give full information:
.....
- 8.1 Is the company a subsidiary of a bank holding company regulated by the Federal Reserve Board? Yes [] No [X]
- 8.2 If response to 8.1 is yes, please identify the name of the bank holding company.
.....
- 8.3 Is the company affiliated with one or more banks, thrifts or securities firms? Yes [] No [X]
- 8.4 If response to 8.3 is yes, please provide below the names and location (city and state of the main office) of any affiliates regulated by a federal regulatory services agency [i.e. the Federal Reserve Board (FRB), the Office of the Comptroller of the Currency (OCC), the Federal Deposit Insurance Corporation (FDIC) and the Securities Exchange Commission (SEC)] and identify the affiliate's primary federal regulator.

1 Affiliate Name	2 Location (City, State)	3 FRB	4 OCC	5 FDIC	6 SEC

GENERAL INTERROGATORIES

- 9.1 Are the senior officers (principal executive officer, principal financial officer, principal accounting officer or controller, or persons performing similar functions) of the reporting entity subject to a code of ethics, which includes the following standards? Yes No
- (a) Honest and ethical conduct, including the ethical handling of actual or apparent conflicts of interest between personal and professional relationships;
- (b) Full, fair, accurate, timely and understandable disclosure in the periodic reports required to be filed by the reporting entity;
- (c) Compliance with applicable governmental laws, rules and regulations;
- (d) The prompt internal reporting of violations to an appropriate person or persons identified in the code; and
- (e) Accountability for adherence to the code.
- 9.11 If the response to 9.1 is No, please explain:
- 9.2 Has the code of ethics for senior managers been amended? Yes No
- 9.21 If the response to 9.2 is Yes, provide information related to amendment(s).
Ethics Every Day was amended in June 2023 to update content based on operational changes, clarify content where necessary and perform general document maintenance.
- 9.3 Have any provisions of the code of ethics been waived for any of the specified officers? Yes No
- 9.31 If the response to 9.3 is Yes, provide the nature of any waiver(s).

FINANCIAL

- 10.1 Does the reporting entity report any amounts due from parent, subsidiaries or affiliates on Page 2 of this statement? Yes No
- 10.2 If yes, indicate any amounts receivable from parent included in the Page 2 amount: \$ 46,635,707

INVESTMENT

- 11.1 Were any of the stocks, bonds, or other assets of the reporting entity loaned, placed under option agreement, or otherwise made available for use by another person? (Exclude securities under securities lending agreements.) Yes No
- 11.2 If yes, give full and complete information relating thereto:
12. Amount of real estate and mortgages held in other invested assets in Schedule BA: \$ 0
13. Amount of real estate and mortgages held in short-term investments: \$ 0
- 14.1 Does the reporting entity have any investments in parent, subsidiaries and affiliates? Yes No
- 14.2 If yes, please complete the following:
- | | 1
Prior Year-End
Book/Adjusted
Carrying Value | 2
Current Quarter
Book/Adjusted
Carrying Value |
|---|--|---|
| 14.21 Bonds | \$ 0 | \$ 0 |
| 14.22 Preferred Stock | \$ 0 | \$ 0 |
| 14.23 Common Stock | \$ 0 | \$ 0 |
| 14.24 Short-Term Investments | \$ 0 | \$ 0 |
| 14.25 Mortgage Loans on Real Estate | \$ 0 | \$ 0 |
| 14.26 All Other | \$ 0 | \$ 0 |
| 14.27 Total Investment in Parent, Subsidiaries and Affiliates (Subtotal Lines 14.21 to 14.26) | \$ 0 | \$ 0 |
| 14.28 Total Investment in Parent included in Lines 14.21 to 14.26 above | \$ 0 | \$ 0 |
- 15.1 Has the reporting entity entered into any hedging transactions reported on Schedule DB? Yes No
- 15.2 If yes, has a comprehensive description of the hedging program been made available to the domiciliary state? Yes No N/A
- If no, attach a description with this statement.
16. For the reporting entity's security lending program, state the amount of the following as of the current statement date:
- 16.1 Total fair value of reinvested collateral assets reported on Schedule DL, Parts 1 and 2. \$ 0
- 16.2 Total book/adjusted carrying value of reinvested collateral assets reported on Schedule DL, Parts 1 and 2 \$ 0
- 16.3 Total payable for securities lending reported on the liability page. \$ 0

GENERAL INTERROGATORIES

17. Excluding items in Schedule E - Part 3 - Special Deposits, real estate, mortgage loans and investments held physically in the reporting entity's offices, vaults or safety deposit boxes, were all stocks, bonds and other securities, owned throughout the current year held pursuant to a custodial agreement with a qualified bank or trust company in accordance with Section 1, III - General Examination Considerations, F. Outsourcing of Critical Functions, Custodial or Safekeeping Agreements of the NAIC Financial Condition Examiners Handbook? Yes [X] No []
- 17.1 For all agreements that comply with the requirements of the NAIC Financial Condition Examiners Handbook, complete the following:

1 Name of Custodian(s)	2 Custodian Address
JP Morgan Chase	4 Metro Tech Center, 6th Floor, Mail Code: NY1-C512, Brooklyn, NY 11245, Attn: Charline Ottley

- 17.2 For all agreements that do not comply with the requirements of the NAIC Financial Condition Examiners Handbook, provide the name, location and a complete explanation:

1 Name(s)	2 Location(s)	3 Complete Explanation(s)

- 17.3 Have there been any changes, including name changes, in the custodian(s) identified in 17.1 during the current quarter? Yes [] No [X]
- 17.4 If yes, give full information relating thereto:

1 Old Custodian	2 New Custodian	3 Date of Change	4 Reason

- 17.5 Investment management – Identify all investment advisors, investment managers, broker/dealers, including individuals that have the authority to make investment decisions on behalf of the reporting entity. For assets that are managed internally by employees of the reporting entity, note as such. ["...that have access to the investment accounts"; "...handle securities"]

1 Name of Firm or Individual	2 Affiliation
BLACKROCK FINANCIAL MANAGEMENT, INC	U.....
Humana Inc.	I.....

- 17.5097 For those firms/individuals listed in the table for Question 17.5, do any firms/individuals unaffiliated with the reporting entity (i.e. designated with a "U") manage more than 10% of the reporting entity's invested assets?..... Yes [X] No []

- 17.5098 For firms/individuals unaffiliated with the reporting entity (i.e. designated with a "U") listed in the table for Question 17.5, does the total assets under management aggregate to more than 50% of the reporting entity's invested assets?..... Yes [X] No []

- 17.6 For those firms or individuals listed in the table for 17.5 with an affiliation code of "A" (affiliated) or "U" (unaffiliated), provide the information for the table below.

1	2	3	4	5
Central Registration Depository Number	Name of Firm or Individual	Legal Entity Identifier (LEI)	Registered With	Investment Management Agreement (IMA) Filed
107105	BLACKROCK FINANCIAL MANAGEMENT, INC	549300LVXY1VJKE13M84	The SEC	DS.....

- 18.1 Have all the filing requirements of the Purposes and Procedures Manual of the NAIC Investment Analysis Office been followed? Yes [X] No []
- 18.2 If no, list exceptions:

19. By self-designating 5GI securities, the reporting entity is certifying the following elements for each self-designated 5GI security:
- a. Documentation necessary to permit a full credit analysis of the security does not exist or an NAIC CRP credit rating for an FE or PL security is not available.
 - b. Issuer or obligor is current on all contracted interest and principal payments.
 - c. The insurer has an actual expectation of ultimate payment of all contracted interest and principal.
- Has the reporting entity self-designated 5GI securities? Yes [] No [X]

20. By self-designating PLGI securities, the reporting entity is certifying the following elements of each self-designated PLGI security:
- a. The security was purchased prior to January 1, 2018.
 - b. The reporting entity is holding capital commensurate with the NAIC Designation reported for the security.
 - c. The NAIC Designation was derived from the credit rating assigned by an NAIC CRP in its legal capacity as a NRSRO which is shown on a current private letter rating held by the insurer and available for examination by state insurance regulators.
 - d. The reporting entity is not permitted to share this credit rating of the PL security with the SVO.
- Has the reporting entity self-designated PLGI securities? Yes [] No [X]

21. By assigning FE to a Schedule BA non-registered private fund, the reporting entity is certifying the following elements of each self-designated FE fund:
- a. The shares were purchased prior to January 1, 2019.
 - b. The reporting entity is holding capital commensurate with the NAIC Designation reported for the security.
 - c. The security had a public credit rating(s) with annual surveillance assigned by an NAIC CRP in its legal capacity as an NRSRO prior to January 1, 2019.
 - d. The fund only or predominantly holds bonds in its portfolio.
 - e. The current reported NAIC Designation was derived from the public credit rating(s) with annual surveillance assigned by an NAIC CRP in its legal capacity as an NRSRO.
 - f. The public credit rating(s) with annual surveillance assigned by an NAIC CRP has not lapsed.
- Has the reporting entity assigned FE to Schedule BA non-registered private funds that complied with the above criteria? Yes [] No [X]

GENERAL INTERROGATORIES

PART 2 - HEALTH

1. Operating Percentages:
- 1.1 A&H loss percent88.3 %
 - 1.2 A&H cost containment percent 4.5 %
 - 1.3 A&H expense percent excluding cost containment expenses 8.3 %
- 2.1 Do you act as a custodian for health savings accounts? Yes [] No [X]
- 2.2 If yes, please provide the amount of custodial funds held as of the reporting date\$.....0
- 2.3 Do you act as an administrator for health savings accounts? Yes [] No [X]
- 2.4 If yes, please provide the balance of the funds administered as of the reporting date\$.....0
3. Is the reporting entity licensed or chartered, registered, qualified, eligible or writing business in at least two states? Yes [X] No []
- 3.1 If no, does the reporting entity assume reinsurance business that covers risks residing in at least one state other than the state of domicile of the reporting entity? Yes [] No []

SCHEDULE S - CEDED REINSURANCE

Showing All New Reinsurance Treaties - Current Year to Date

1 NAIC Company Code	2 ID Number	3 Effective Date	4 Name of Reinsurer	5 Domiciliary Jurisdiction	6 Type of Reinsurance Ceded	7 Type of Business Ceded	8 Type of Reinsurer	9 Certified Reinsurer Rating (1 through 6)	10 Effective Date of Certified Reinsurer Rating
NONE									

SCHEDULE T - PREMIUMS AND OTHER CONSIDERATIONS

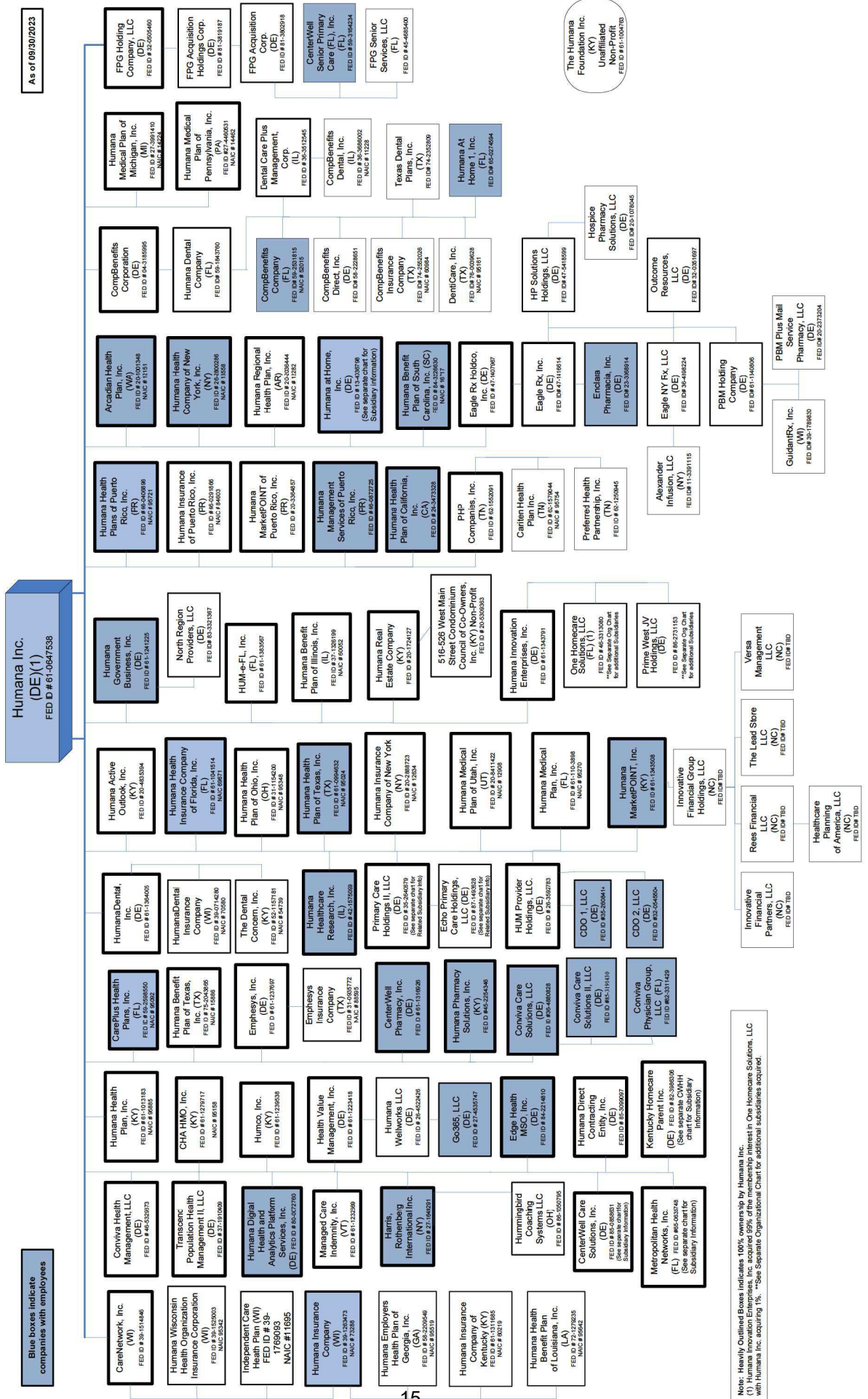
Current Year to Date - Allocated by States and Territories

States, etc.	1 Active Status (a)	Direct Business Only									
		2 Accident and Health Premiums	3 Medicare Title XVIII	4 Medicaid Title XIX	5 CHIP Title XXI	6 Federal Employees Health Benefits Program Premiums	7 Life and Annuity Premiums & Other Considerations	8 Property/Casualty Premiums	9 Total Columns 2 Through 8	10 Deposit-Type Contracts	
1. Alabama	AL	L	.0	586,165,553	.0	.0	.0	.0	.0	586,165,553	.0
2. Alaska	AK	L	.0	.0	.0	.0	.0	.0	.0	.0	.0
3. Arizona	AZ	L	.0	.0	.0	.0	.0	.0	.0	.0	.0
4. Arkansas	AR	L	.0	456,966,827	.0	.0	.0	.0	.0	456,966,827	.0
5. California	CA	L	.0	1,284,251,677	.0	.0	.0	.0	.0	1,284,251,677	.0
6. Colorado	CO	N	.0	.0	.0	.0	.0	.0	.0	.0	.0
7. Connecticut	CT	N	.0	.0	.0	.0	.0	.0	.0	.0	.0
8. Delaware	DE	N	.0	.0	.0	.0	.0	.0	.0	.0	.0
9. District of Columbia	DC	N	.0	.0	.0	.0	.0	.0	.0	.0	.0
10. Florida	FL	N	.0	.0	.0	.0	.0	.0	.0	.0	.0
11. Georgia	GA	N	.0	.0	.0	.0	.0	.0	.0	.0	.0
12. Hawaii	HI	N	.0	.0	.0	.0	.0	.0	.0	.0	.0
13. Idaho	ID	L	.0	9,987,401	.0	.0	.0	.0	.0	9,987,401	.0
14. Illinois	IL	N	.0	.0	.0	.0	.0	.0	.0	.0	.0
15. Indiana	IN	L	.0	1,071,340,700	.0	.0	.0	.0	.0	1,071,340,700	.0
16. Iowa	IA	N	.0	.0	.0	.0	.0	.0	.0	.0	.0
17. Kansas	KS	N	.0	.0	.0	.0	.0	.0	.0	.0	.0
18. Kentucky	KY	L	.0	401,138,898	.0	.0	.0	.0	.0	401,138,898	.0
19. Louisiana	LA	N	.0	.0	.0	.0	.0	.0	.0	.0	.0
20. Maine	ME	L	.0	82,241,994	.0	.0	.0	.0	.0	82,241,994	.0
21. Maryland	MD	N	.0	.0	.0	.0	.0	.0	.0	.0	.0
22. Massachusetts	MA	N	.0	.0	.0	.0	.0	.0	.0	.0	.0
23. Michigan	MI	N	.0	.0	.0	.0	.0	.0	.0	.0	.0
24. Minnesota	MN	N	.0	.0	.0	.0	.0	.0	.0	.0	.0
25. Mississippi	MS	N	.0	.0	.0	.0	.0	.0	.0	.0	.0
26. Missouri	MO	L	.0	.0	.0	.0	.0	.0	.0	.0	.0
27. Montana	MT	N	.0	.0	.0	.0	.0	.0	.0	.0	.0
28. Nebraska	NE	L	.0	1,538	.0	.0	.0	.0	.0	1,538	.0
29. Nevada	NV	N	.0	.0	.0	.0	.0	.0	.0	.0	.0
30. New Hampshire	NH	L	.0	27,995,691	.0	.0	.0	.0	.0	27,995,691	.0
31. New Jersey	NJ	N	.0	.0	.0	.0	.0	.0	.0	.0	.0
32. New Mexico	NM	N	.0	.0	.0	.0	.0	.0	.0	.0	.0
33. New York	NY	N	.0	.0	.0	.0	.0	.0	.0	.0	.0
34. North Carolina	NC	N	.0	.0	.0	.0	.0	.0	.0	.0	.0
35. North Dakota	ND	N	.0	.0	.0	.0	.0	.0	.0	.0	.0
36. Ohio	OH	N	.0	.0	.0	.0	.0	.0	.0	.0	.0
37. Oklahoma	OK	L	.0	10,559,204	.0	.0	.0	.0	.0	10,559,204	.0
38. Oregon	OR	N	.0	.0	.0	.0	.0	.0	.0	.0	.0
39. Pennsylvania	PA	N	.0	.0	.0	.0	.0	.0	.0	.0	.0
40. Rhode Island	RI	N	.0	.0	.0	.0	.0	.0	.0	.0	.0
41. South Carolina	SC	L	.0	851,822,664	.0	.0	.0	.0	.0	851,822,664	.0
42. South Dakota	SD	N	.0	.0	.0	.0	.0	.0	.0	.0	.0
43. Tennessee	TN	N	.0	.0	.0	.0	.0	.0	.0	.0	.0
44. Texas	TX	L	.0	(805)	.0	.0	.0	.0	.0	(805)	.0
45. Utah	UT	N	.0	.0	.0	.0	.0	.0	.0	.0	.0
46. Vermont	VT	N	.0	.0	.0	.0	.0	.0	.0	.0	.0
47. Virginia	VA	L	.0	368,385,354	.0	.0	.0	.0	.0	368,385,354	.0
48. Washington	WA	L	.0	552,812,892	.0	.0	.0	.0	.0	552,812,892	.0
49. West Virginia	WV	L	.0	125,422,034	.0	.0	.0	.0	.0	125,422,034	.0
50. Wisconsin	WI	N	.0	.0	.0	.0	.0	.0	.0	.0	.0
51. Wyoming	WY	L	.0	.0	.0	.0	.0	.0	.0	.0	.0
52. American Samoa	AS	N	.0	.0	.0	.0	.0	.0	.0	.0	.0
53. Guam	GU	N	.0	.0	.0	.0	.0	.0	.0	.0	.0
54. Puerto Rico	PR	N	.0	.0	.0	.0	.0	.0	.0	.0	.0
55. U.S. Virgin Islands	VI	N	.0	.0	.0	.0	.0	.0	.0	.0	.0
56. Northern Mariana Islands	MP	N	.0	.0	.0	.0	.0	.0	.0	.0	.0
57. Canada	CAN	N	.0	.0	.0	.0	.0	.0	.0	.0	.0
58. Aggregate Other Aliens	OT	XXX	.0	.0	.0	.0	.0	.0	.0	.0	.0
59. Subtotal	XXX	.0	5,829,091,624	.0	.0	.0	.0	.0	.0	5,829,091,624	.0
60. Reporting Entity Contributions for Employee Benefit Plans	XXX	.0	.0	.0	.0	.0	.0	.0	.0	.0	.0
61. Totals (Direct Business)	XXX	.0	5,829,091,624	.0	.0	.0	.0	.0	.0	5,829,091,624	.0
DETAILS OF WRITE-INS											
58001.	XXX	.0	.0	.0	.0	.0	.0	.0	.0	.0	.0
58002.	XXX	.0	.0	.0	.0	.0	.0	.0	.0	.0	.0
58003.	XXX	.0	.0	.0	.0	.0	.0	.0	.0	.0	.0
58998. Summary of remaining write-ins for Line 58 from overflow page	XXX	.0	.0	.0	.0	.0	.0	.0	.0	.0	.0
58999. Totals (Lines 58001 through 58003 plus 58998)(Line 58 above)	XXX	.0	.0	.0	.0	.0	.0	.0	.0	.0	.0

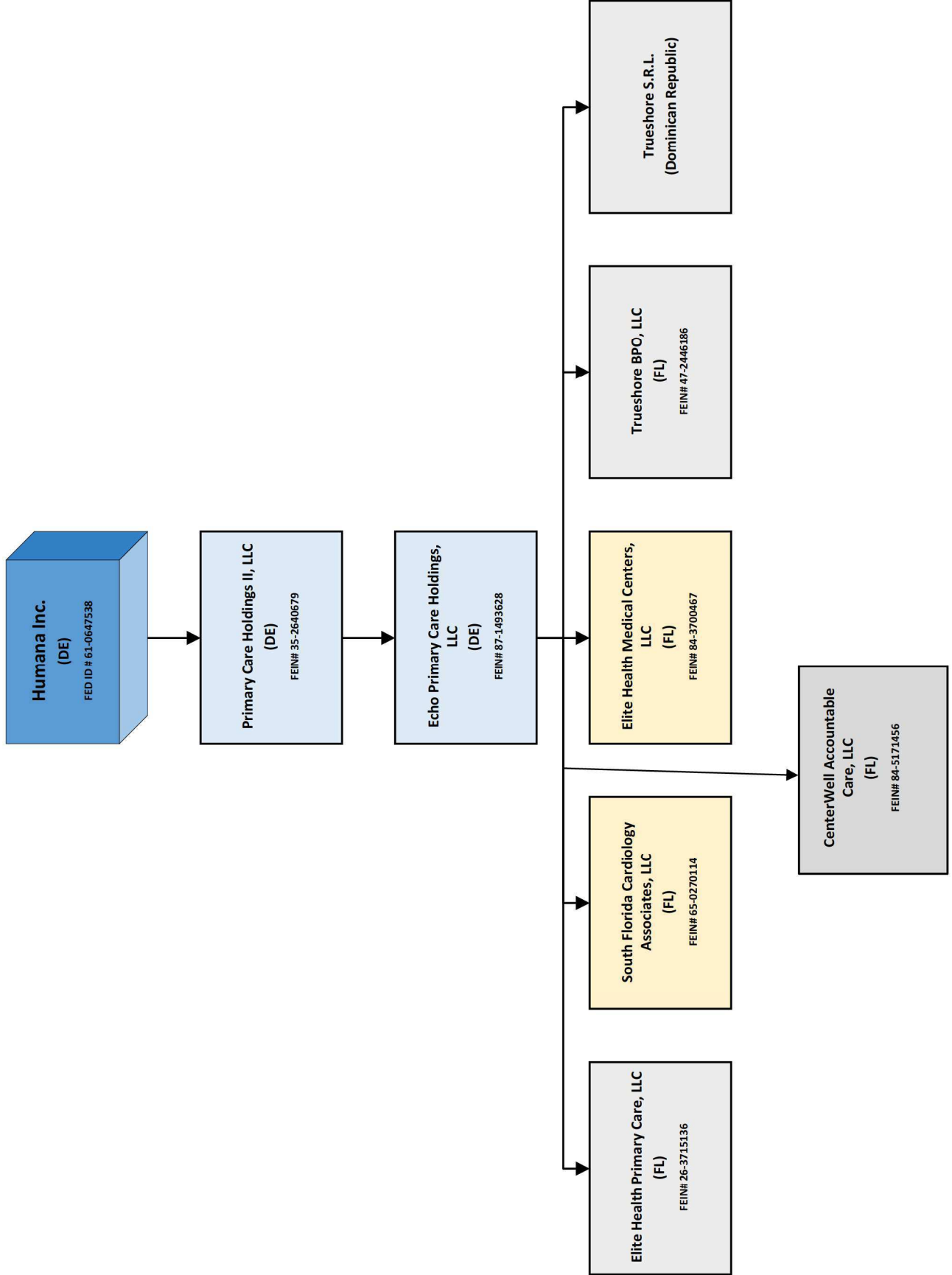
(a) Active Status Counts:

- 1. L - Licensed or Chartered - Licensed insurance carrier or domiciled RRG..... 19
- 2. R - Registered - Non-domiciled RRGs..... 0
- 3. E - Eligible - Reporting entities eligible or approved to write surplus lines in the state. 0
- 4. Q - Qualified - Qualified or accredited reinsurer..... 0
- 5. N - None of the above - Not allowed to write business in the state..... 38

STATEMENT AS OF SEPTEMBER 30, 2023 OF THE Arcadian Health Plan, Inc.

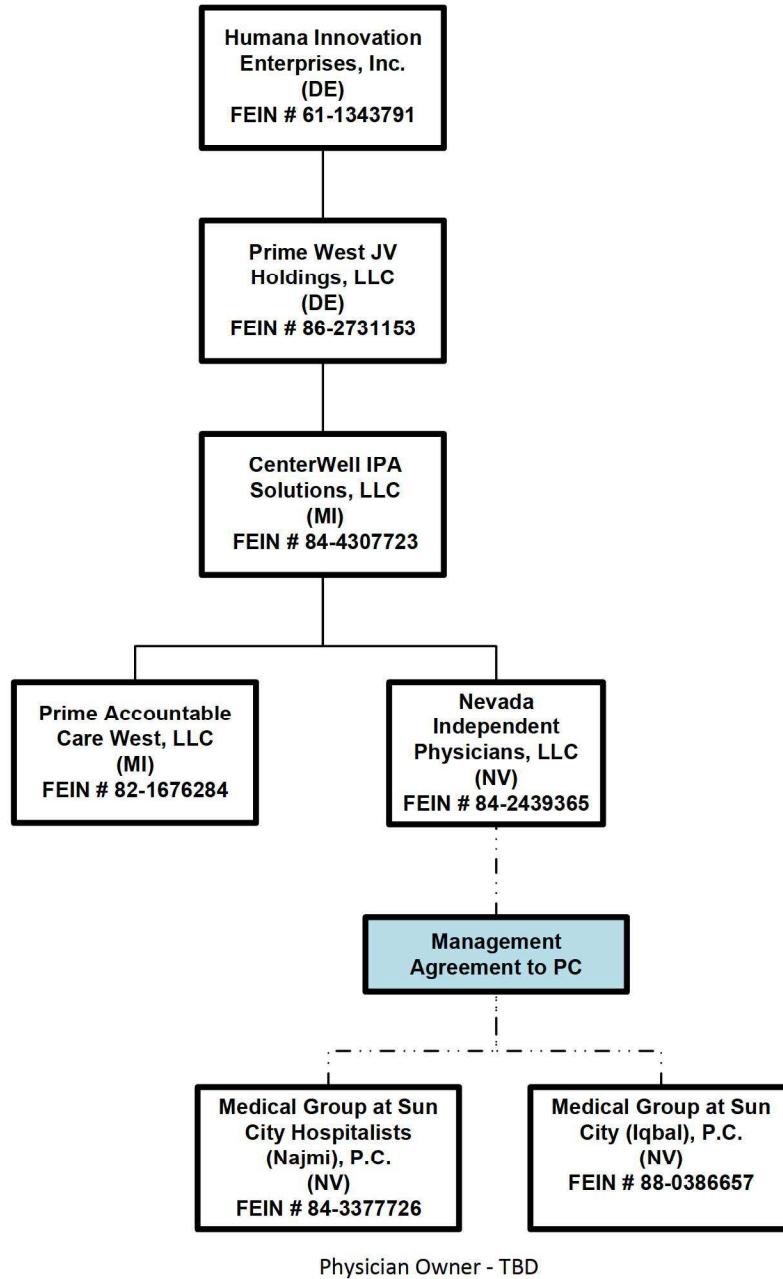


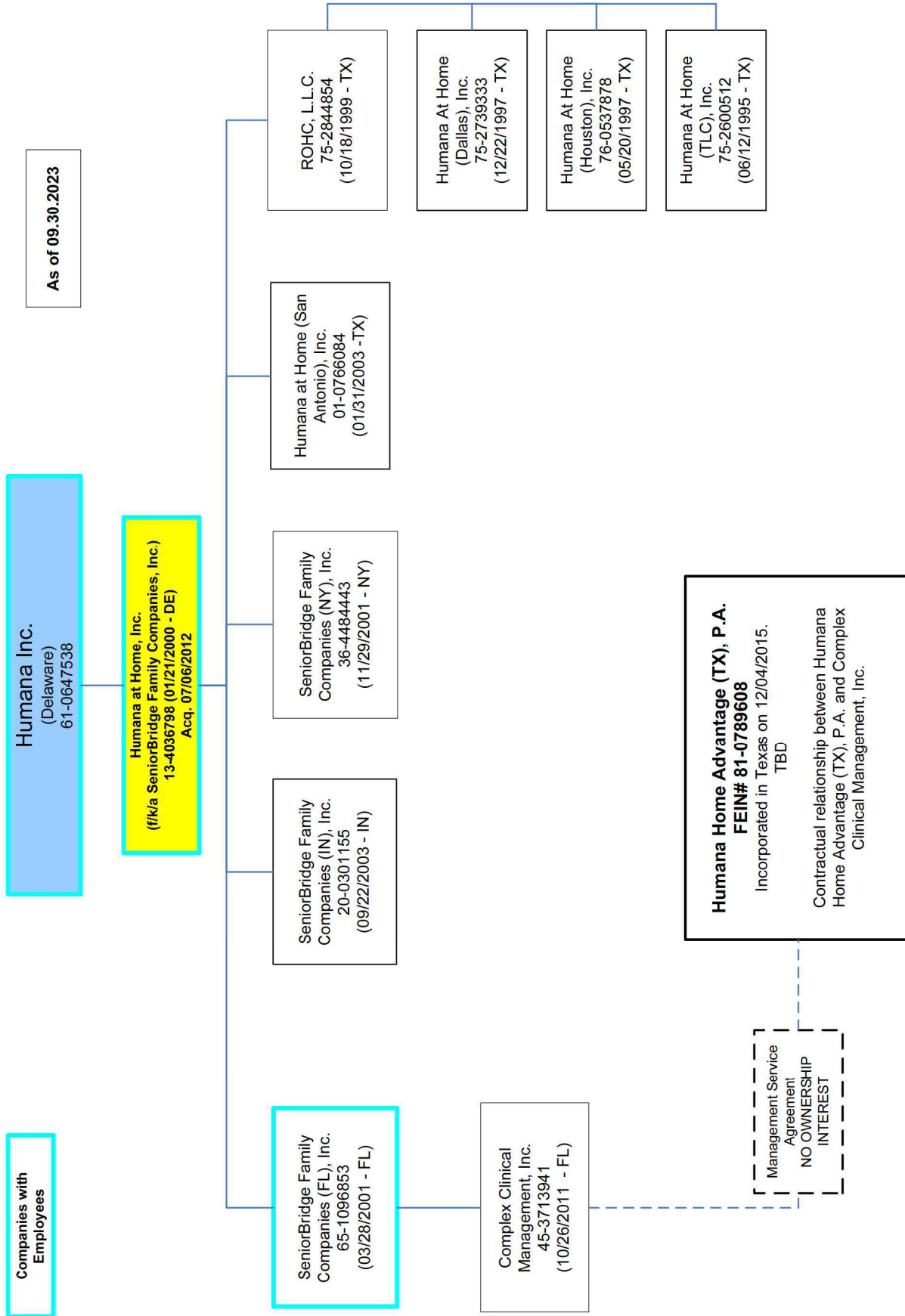
Echo Primary Care Holdings Organization Chart



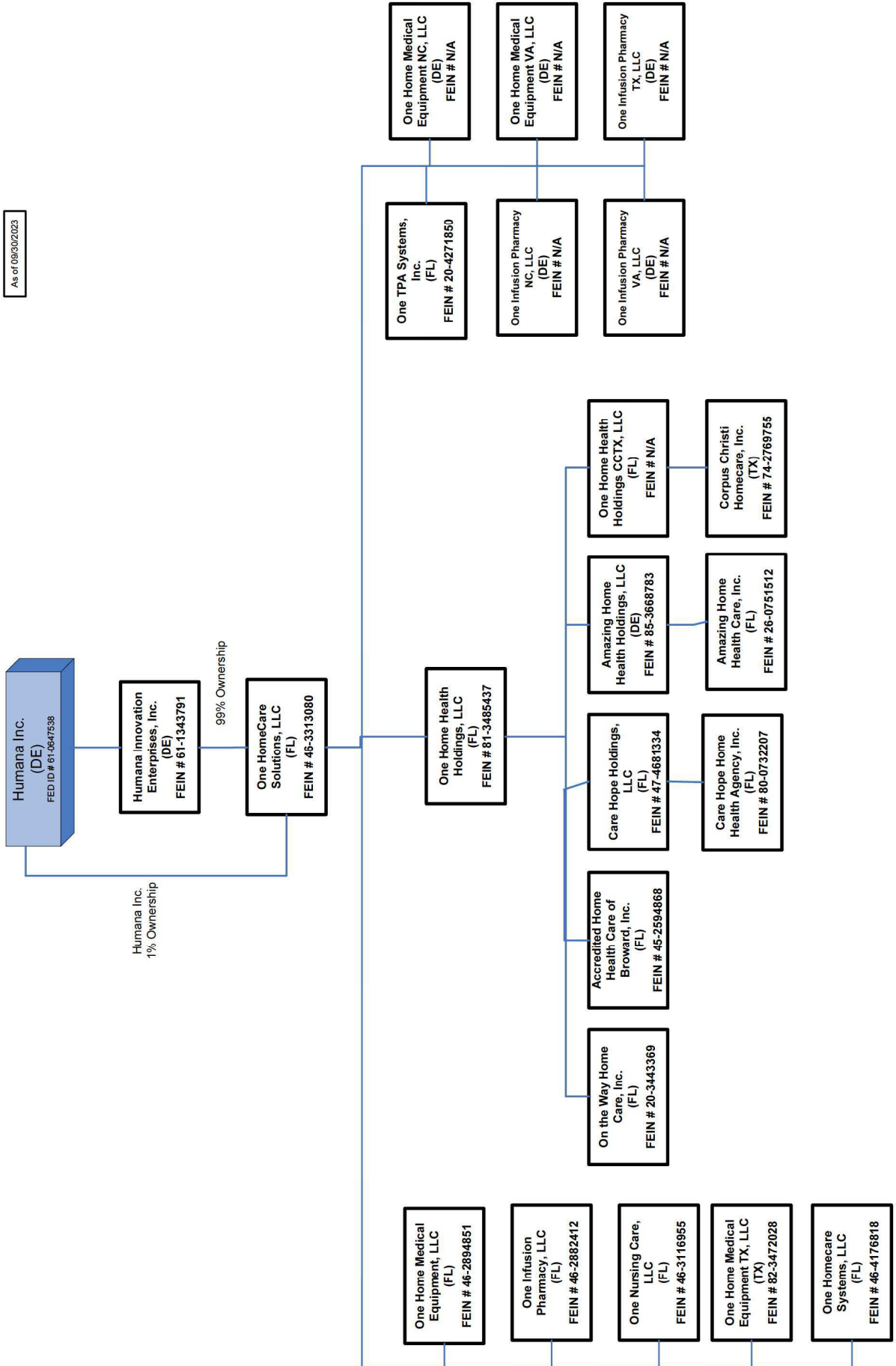
Prime West Organizational Chart

As of 09/30/2023

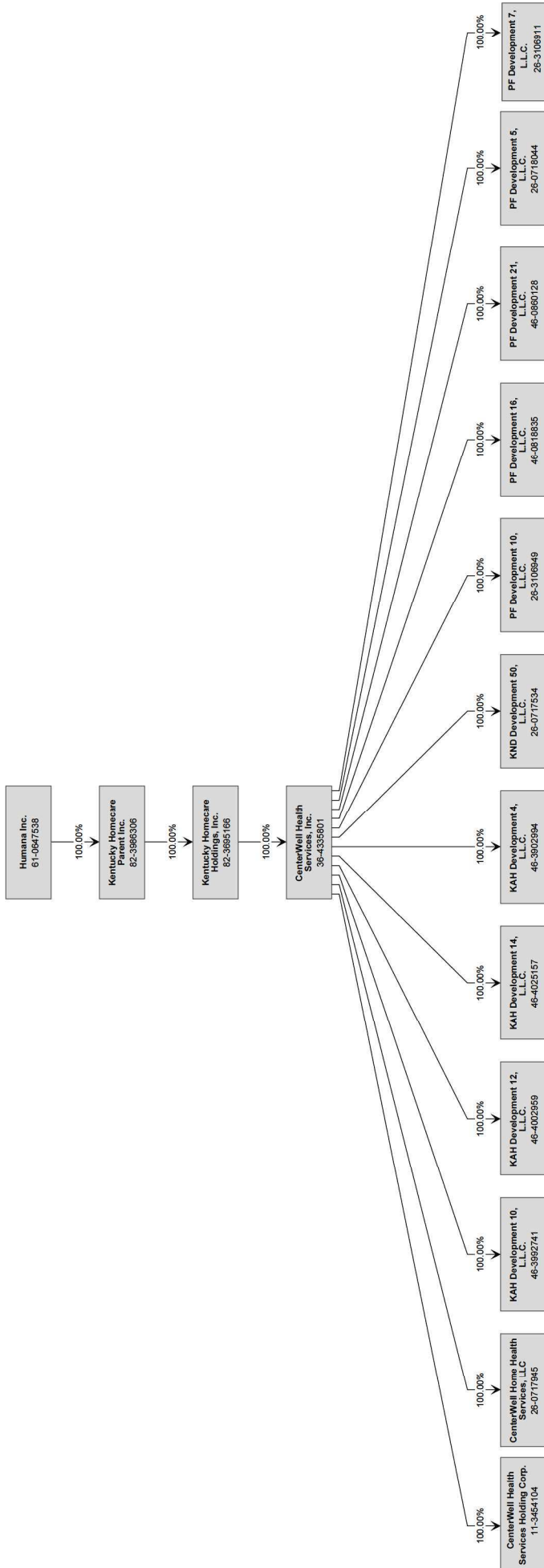


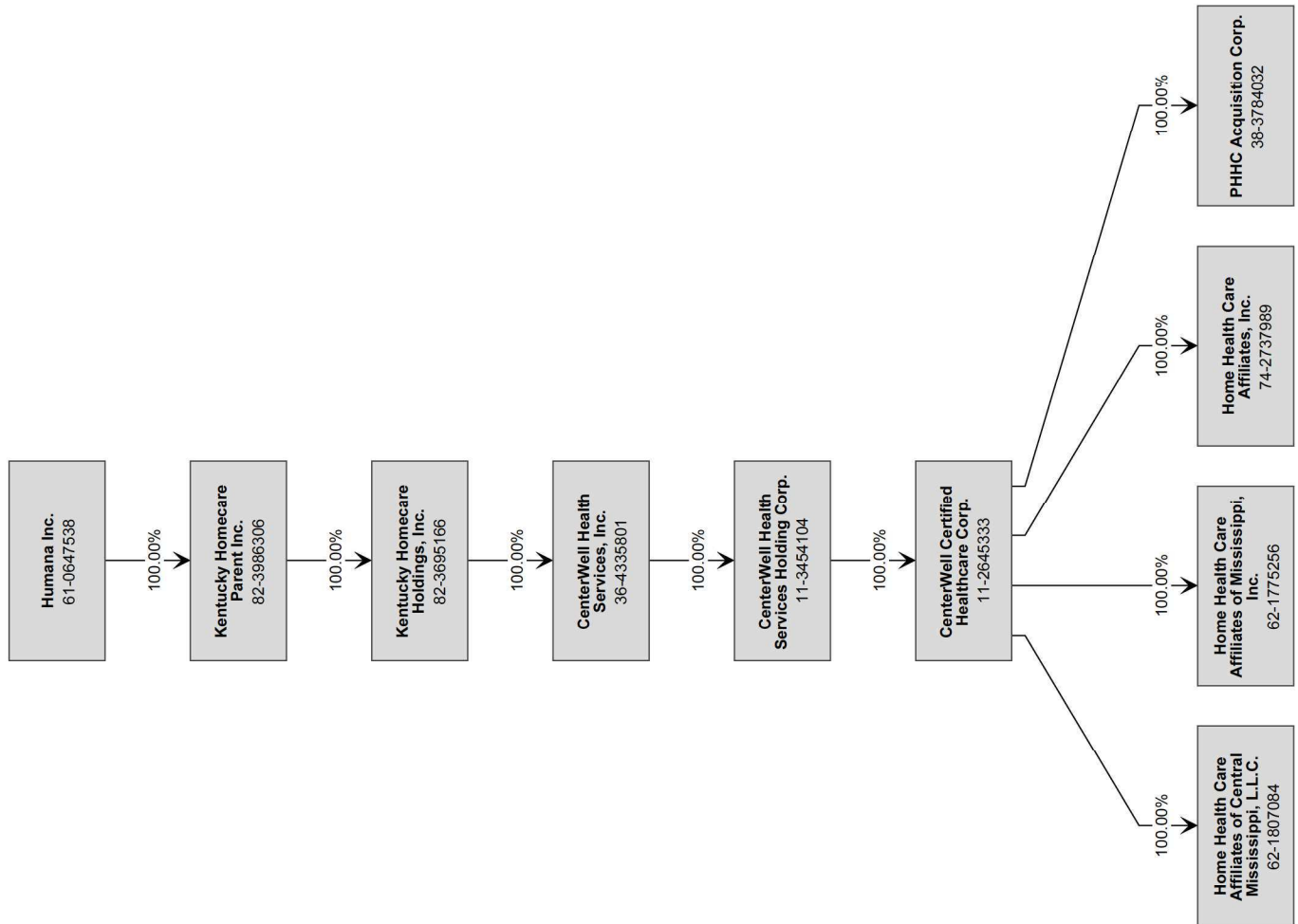


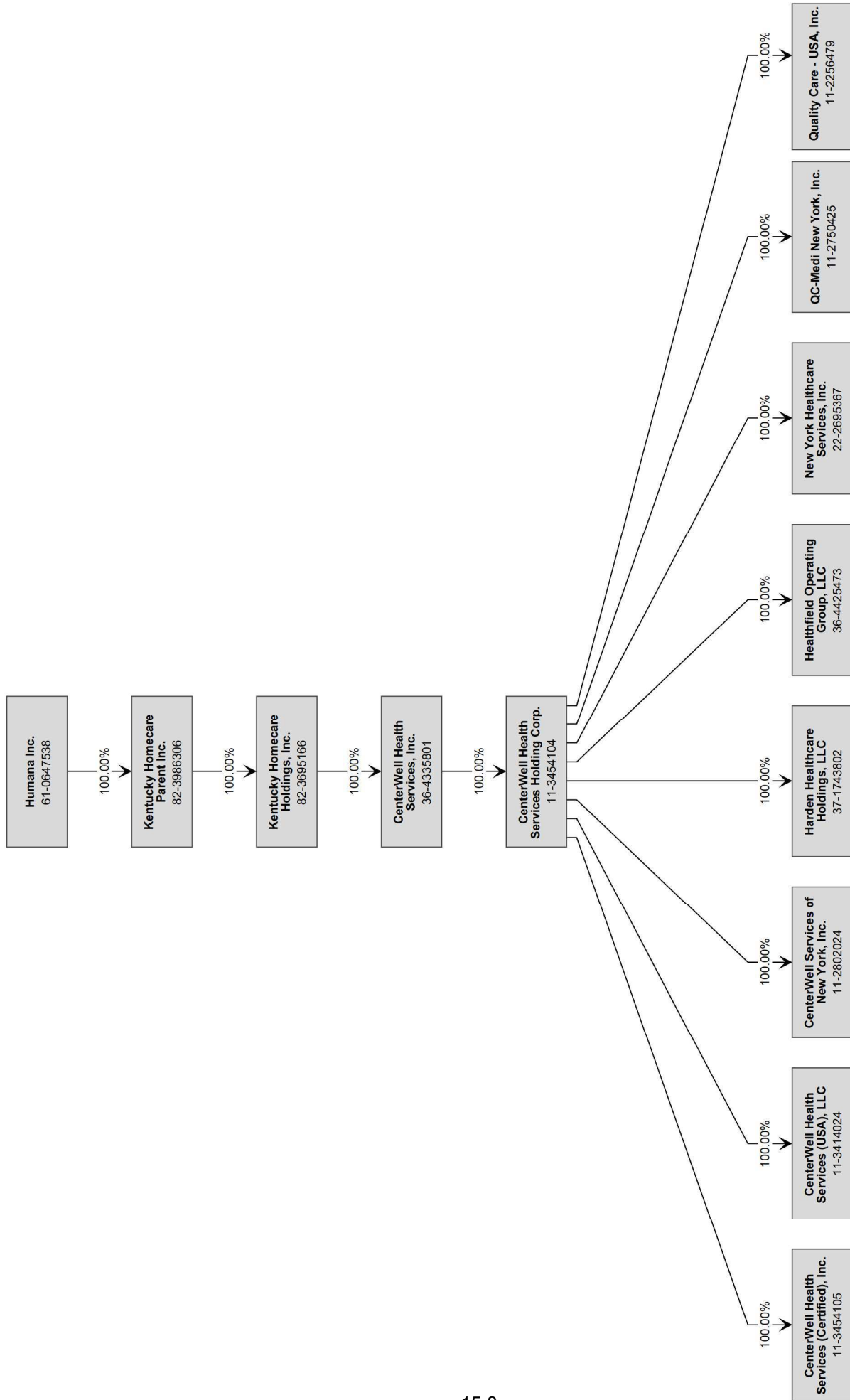
As of 09/30/2023

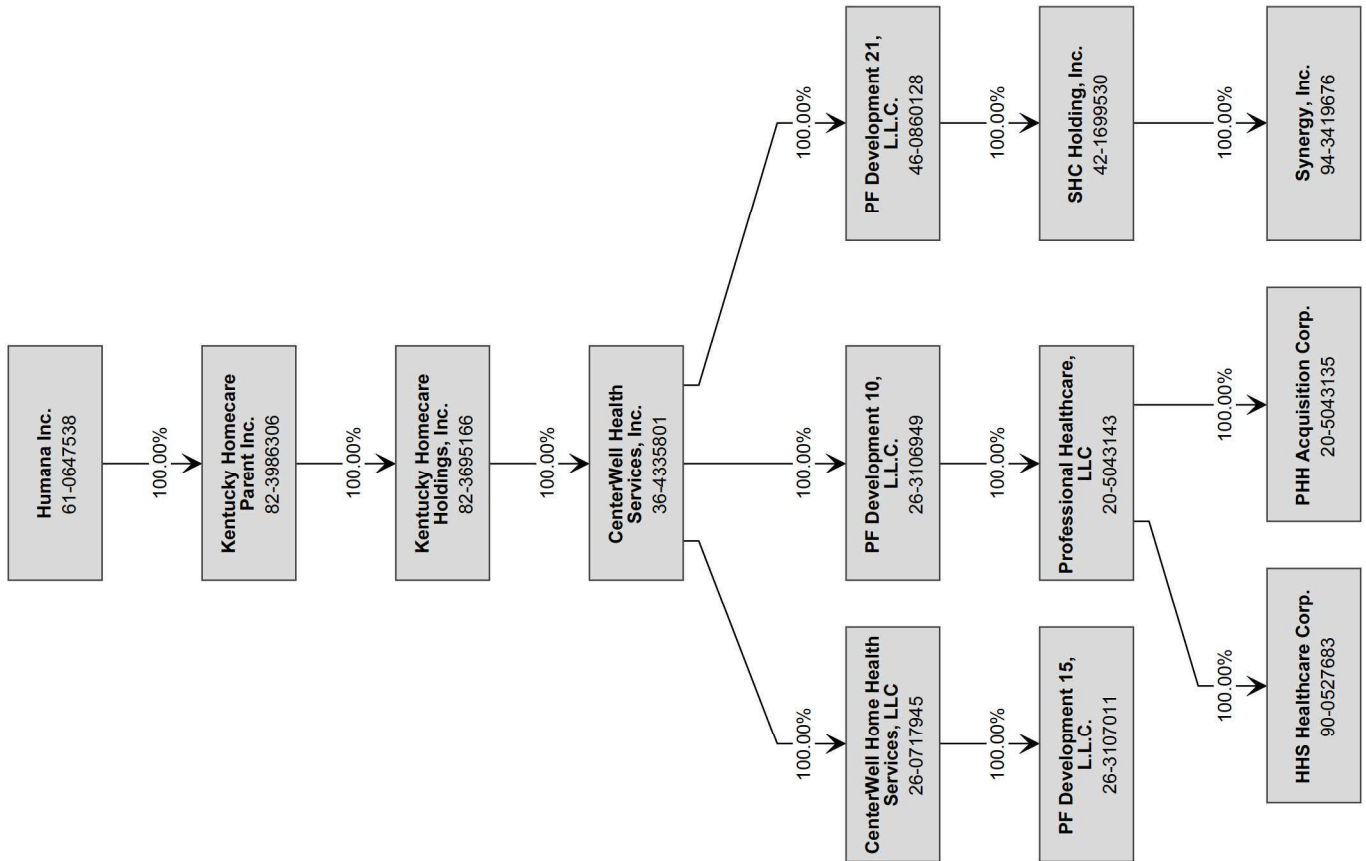


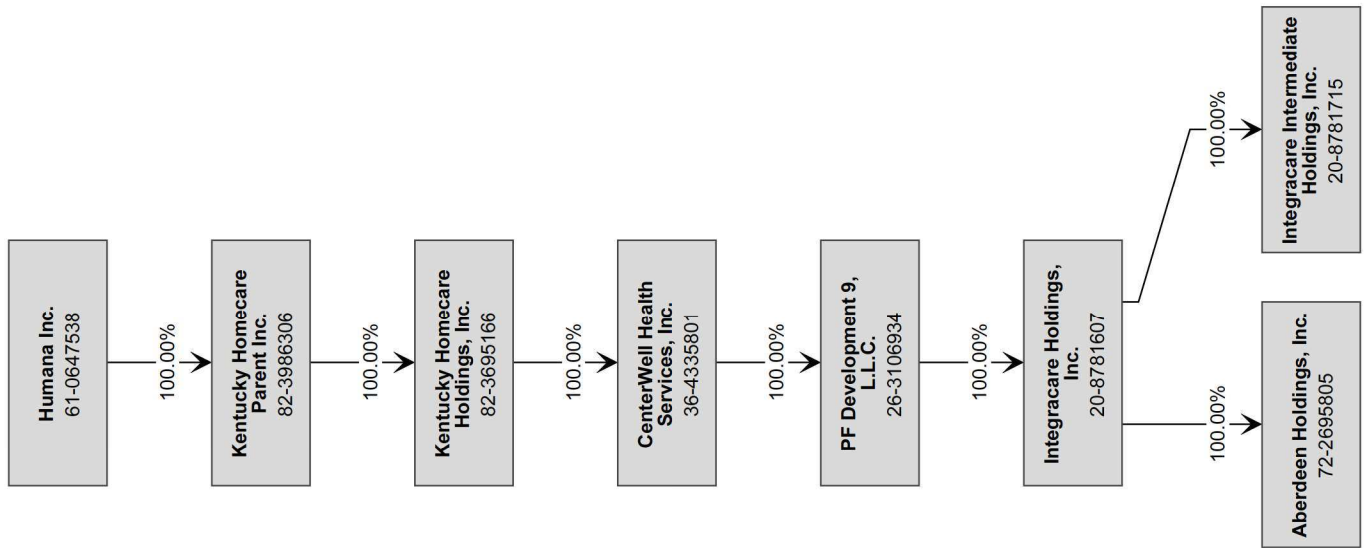
STATEMENT AS OF SEPTEMBER 30, 2023 OF THE Arcadian Health Plan, Inc.



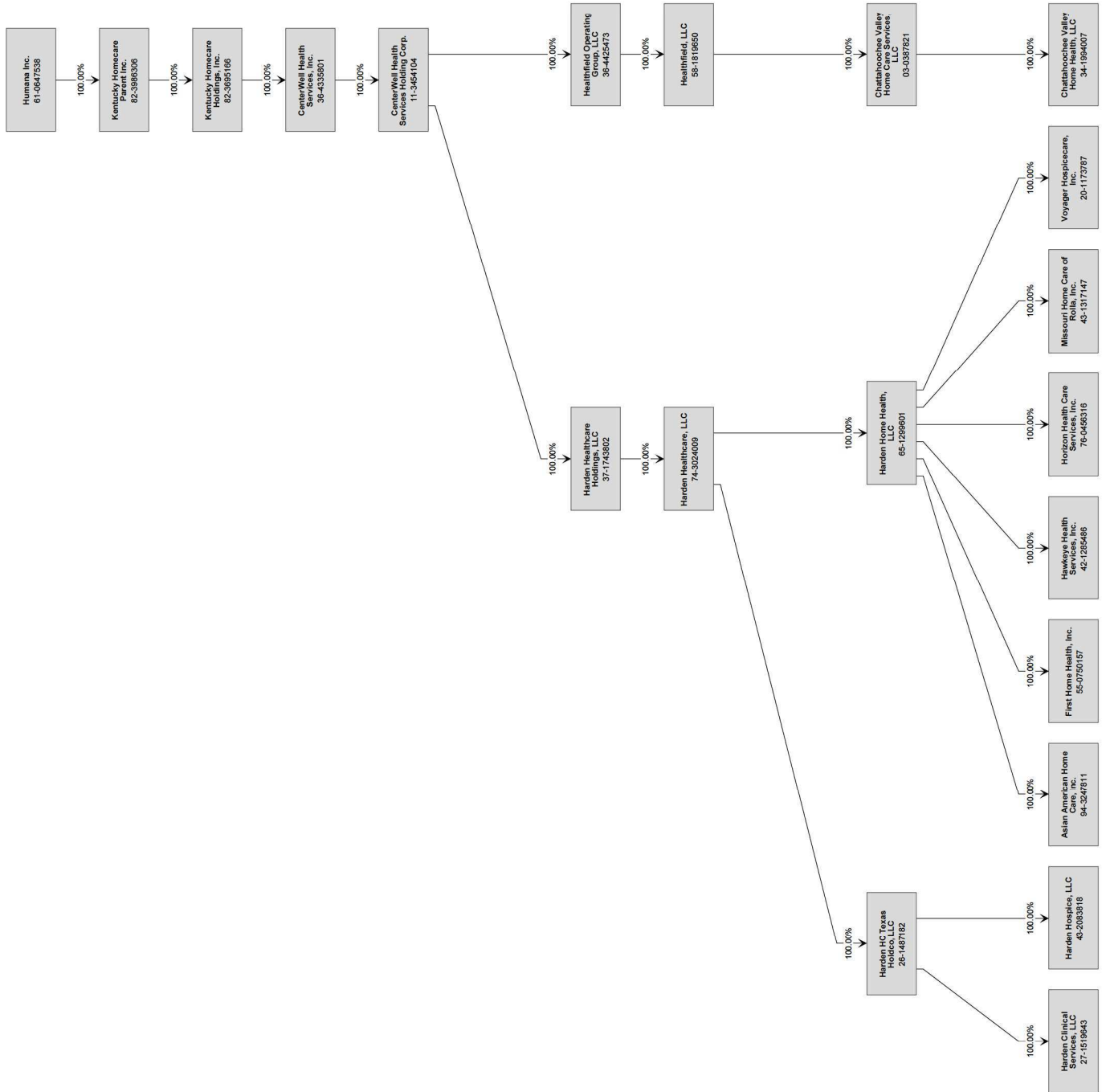




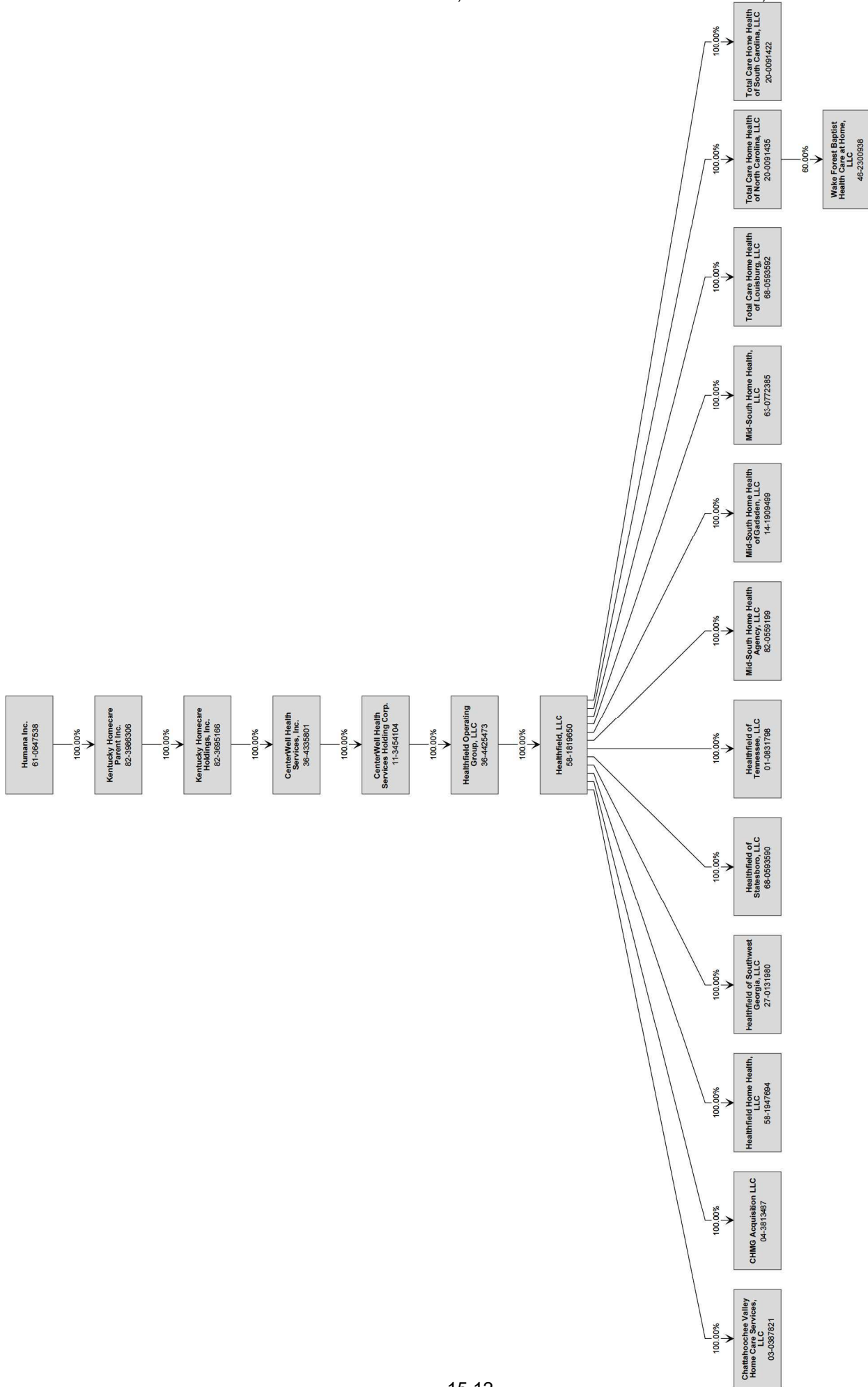


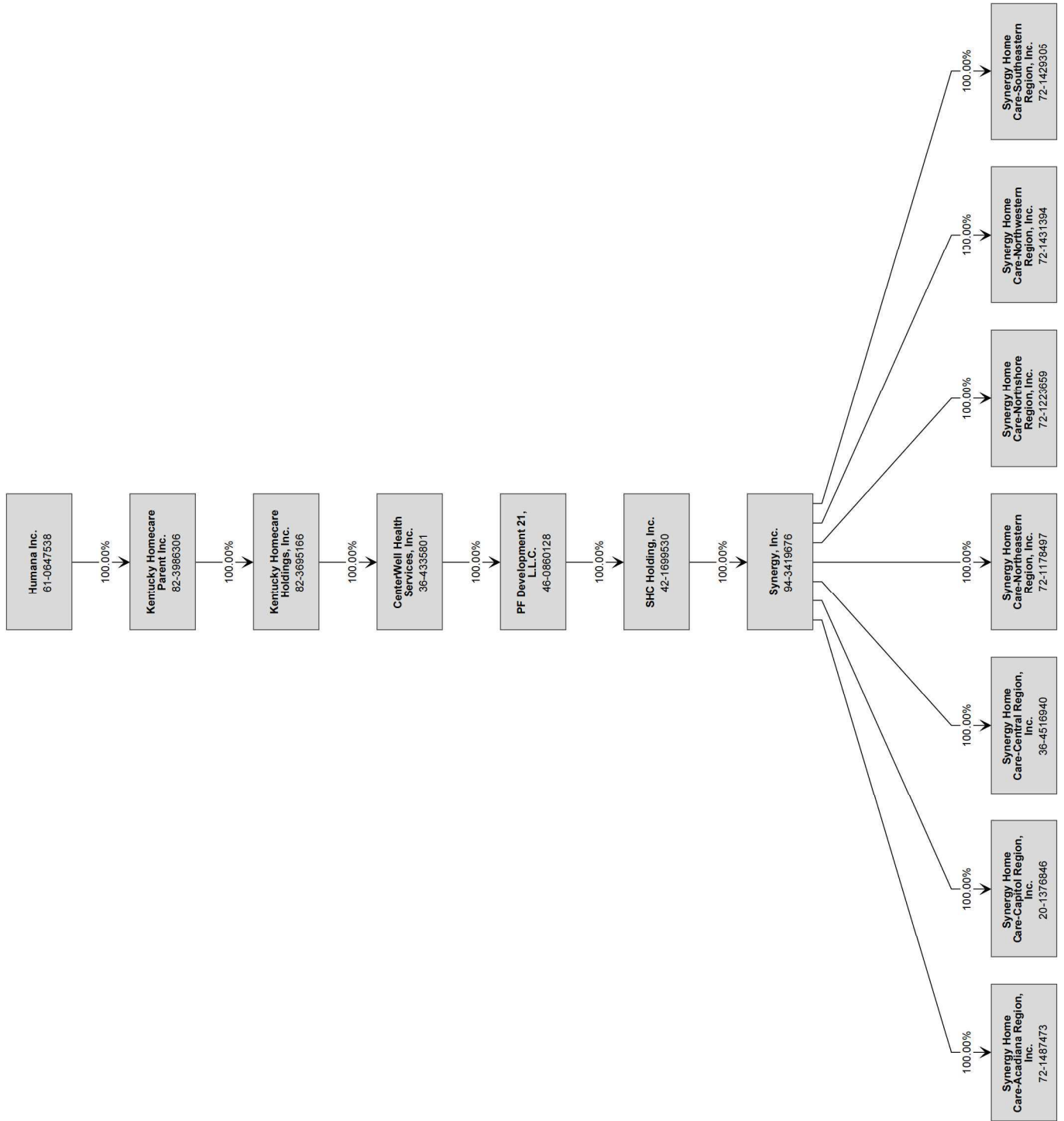


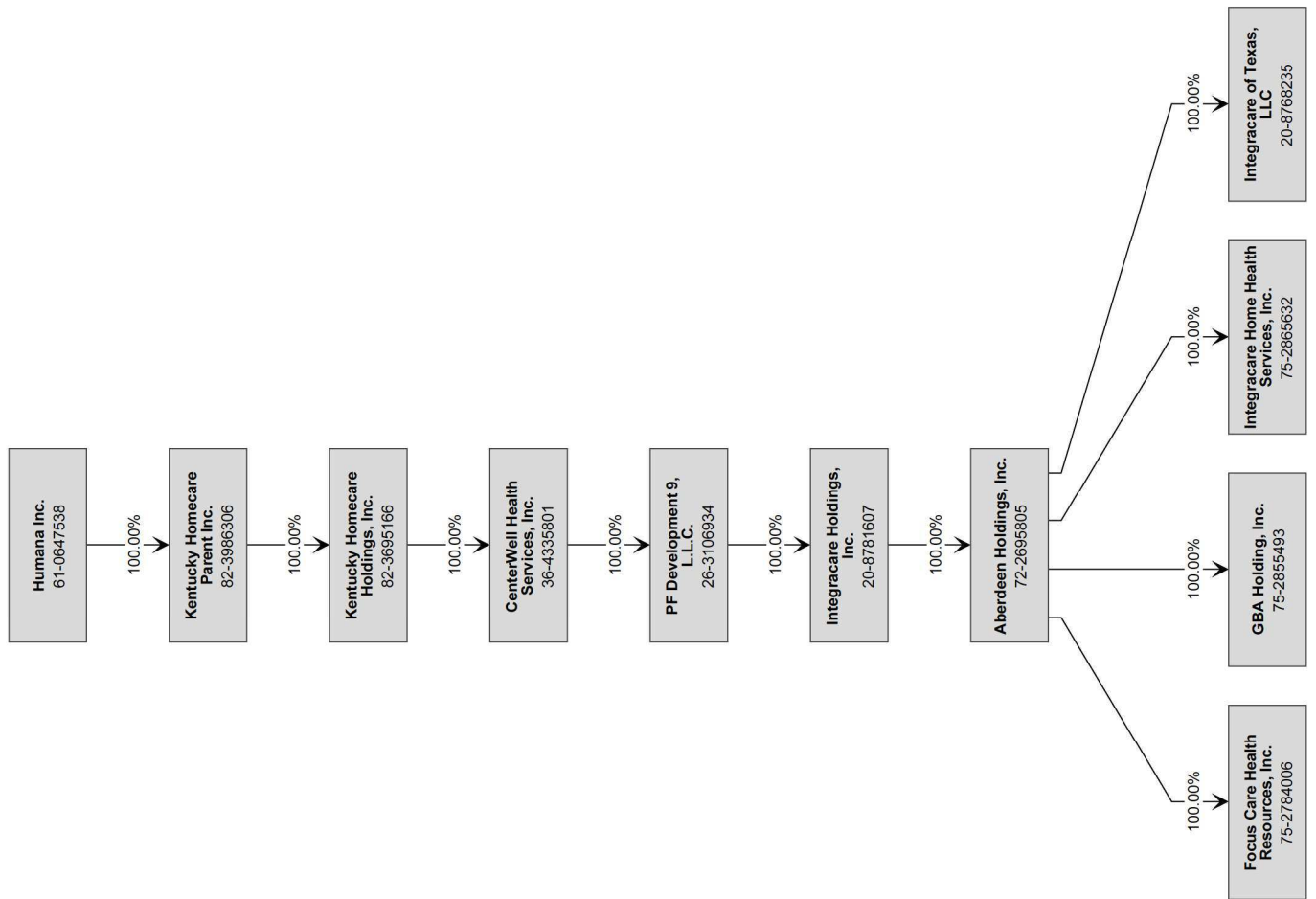
STATEMENT AS OF SEPTEMBER 30, 2023 OF THE Arcadian Health Plan, Inc.



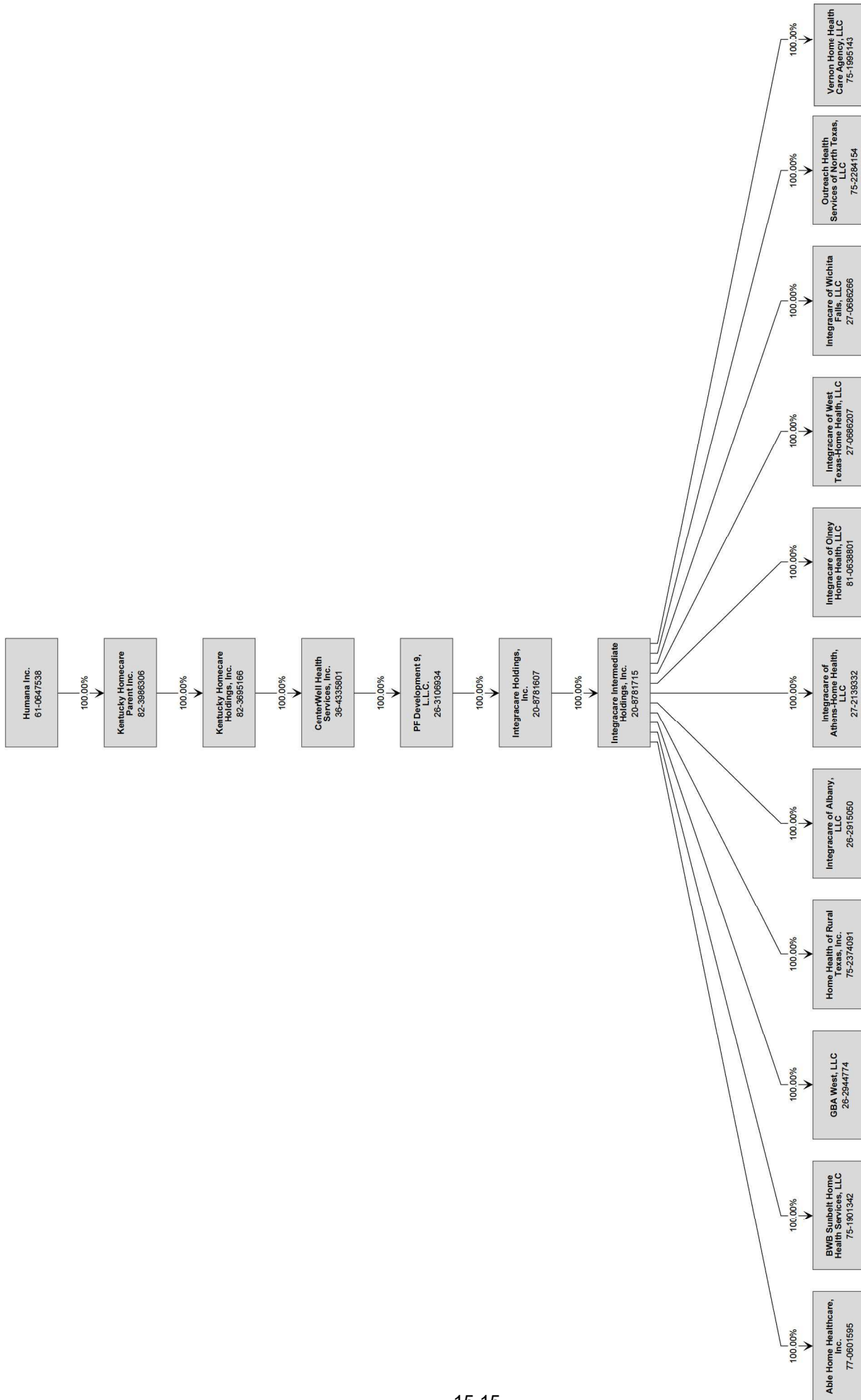
STATEMENT AS OF SEPTEMBER 30, 2023 OF THE Arcadian Health Plan, Inc.



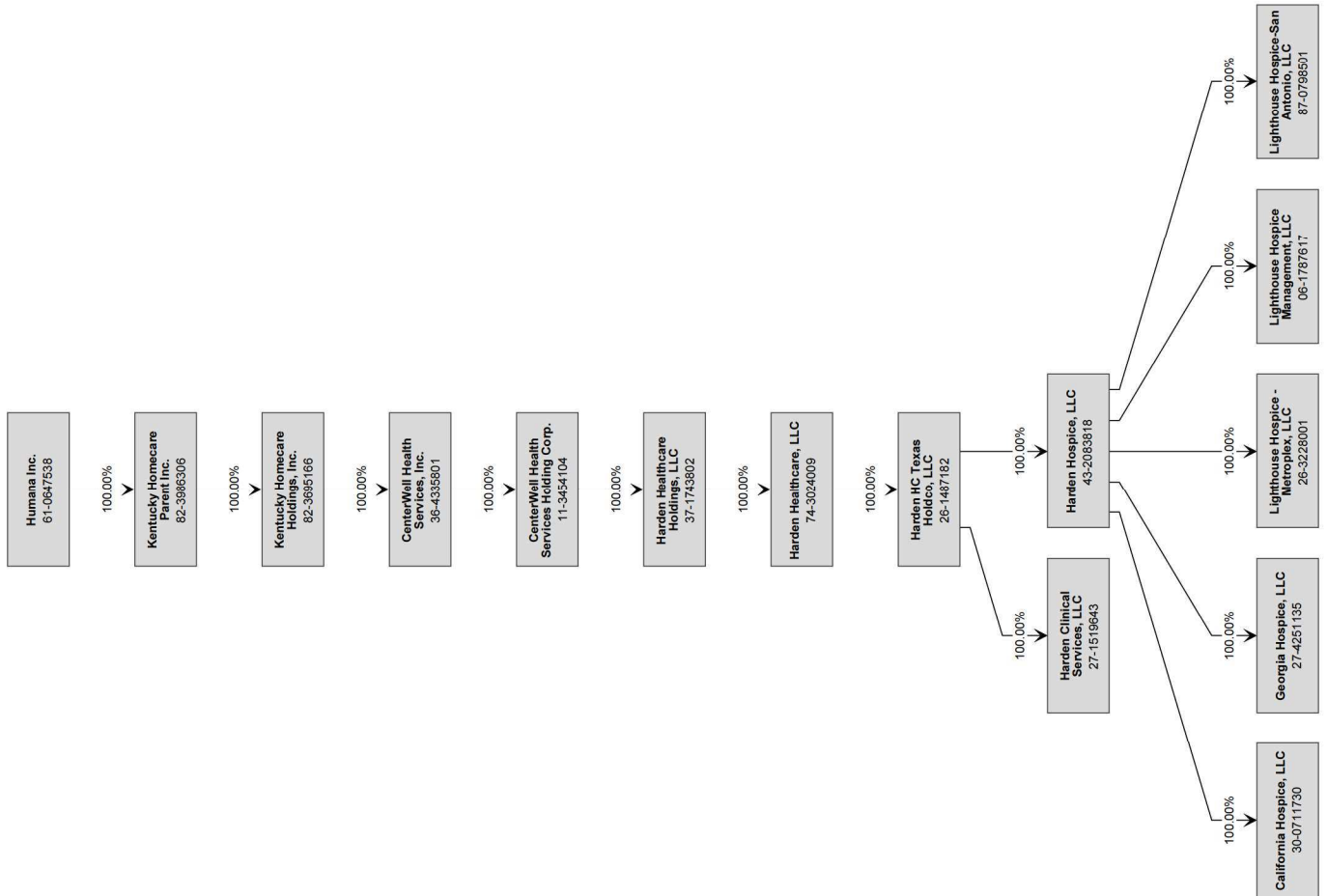




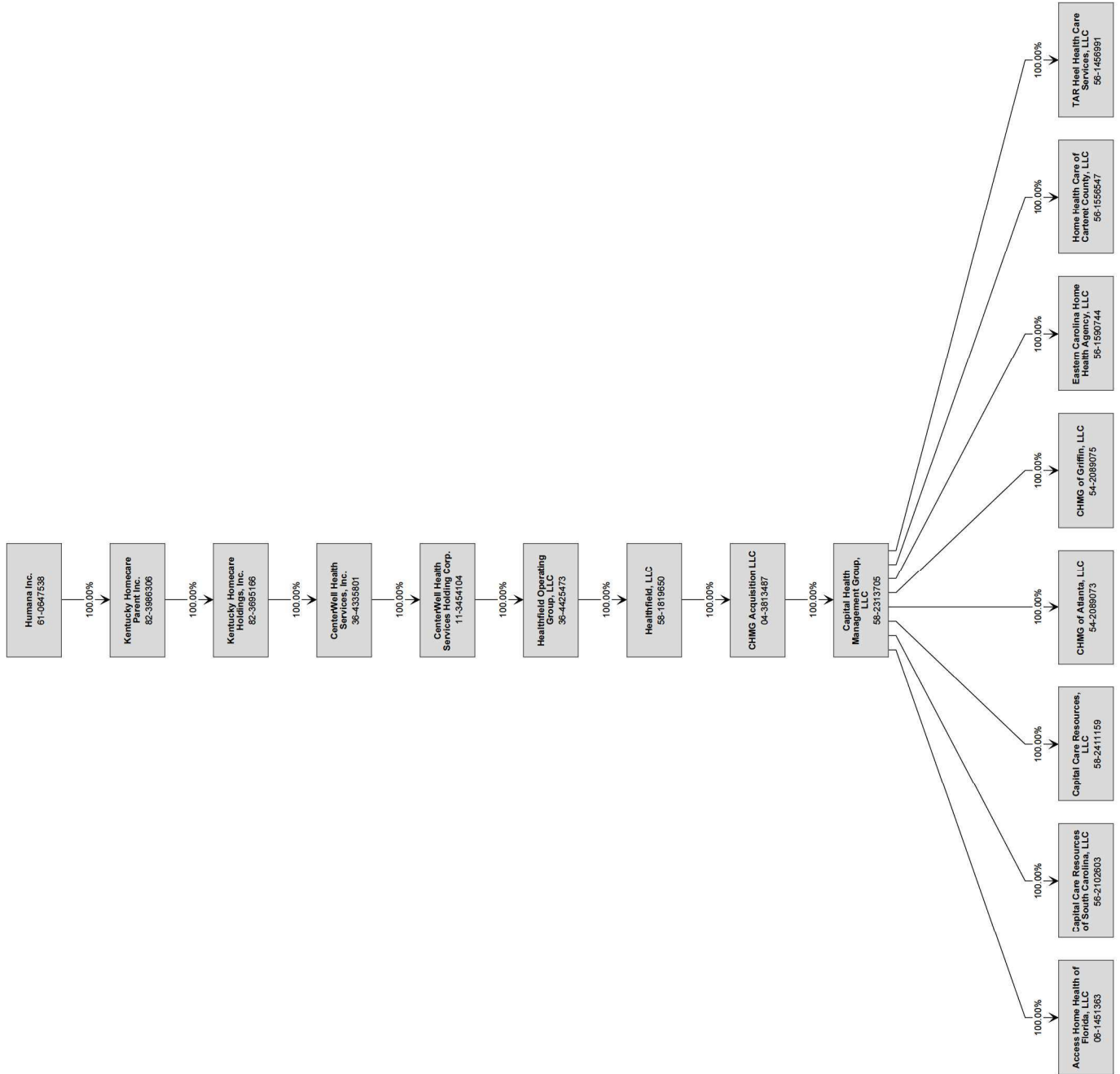
STATEMENT AS OF SEPTEMBER 30, 2023 OF THE Arcadian Health Plan, Inc.



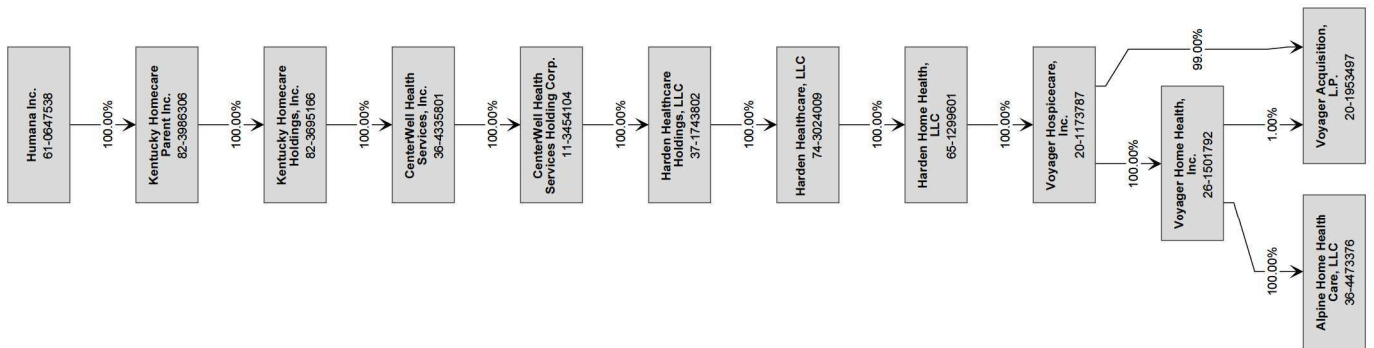
STATEMENT AS OF SEPTEMBER 30, 2023 OF THE Arcadian Health Plan, Inc.

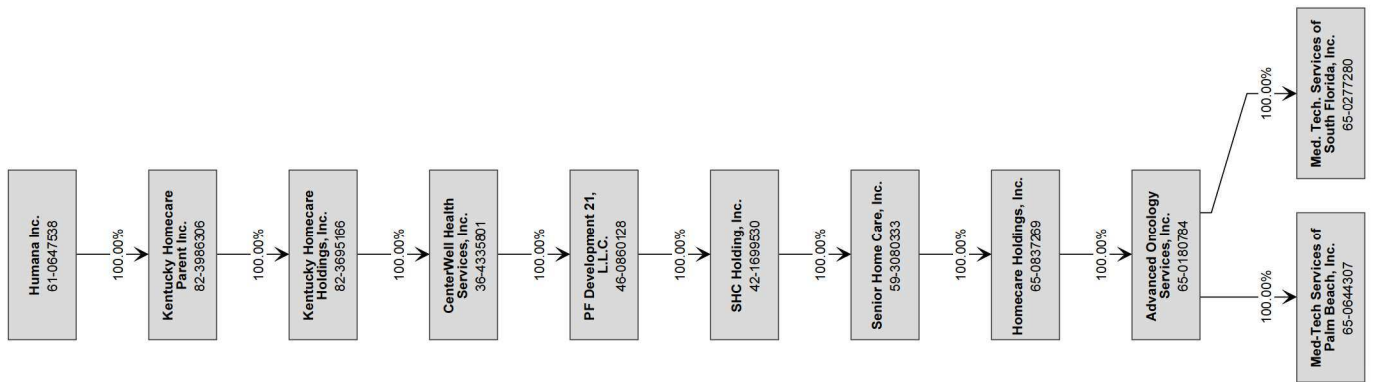


STATEMENT AS OF SEPTEMBER 30, 2023 OF THE Arcadian Health Plan, Inc.



STATEMENT AS OF SEPTEMBER 30, 2023 OF THE Arcadian Health Plan, Inc.





STATEMENT AS OF SEPTEMBER 30, 2023 OF THE Arcadian Health Plan, Inc.

SCHEDULE Y
PART 1A - DETAIL OF INSURANCE HOLDING COMPANY SYSTEM

1	2	3	4	5	6	7	8	9	10	11	12	13	14	15	16
Group Code	Group Name	NAIC Company Code	ID Number	Federal RSSD	CIK	Name of Securities Exchange if Publicly Traded (U.S. or International)	Names of Parent, Subsidiaries Or Affiliates	Domiciliary Location	Relationship to Reporting Entity	Directly Controlled by (Name of Entity/Person)	Type of Control (Ownership, Board, Management, Attorney-in-Fact, Influence, Other)	If Control is Ownership Provide Percentage	Ultimate Controlling Entity(ies)/Person(s)	Is an SCA Filing Required? (Yes/No)	*
.0119	Humana Inc.	00000	20-5309363				516-526 West Main Street Condomium Council of Co-Owners, Inc.	.. KY NIA	Humana Real Estate Company	Ownership	100.000	Humana Inc.	.. NO 0
.0119	Humana Inc.	12151	20-1001348				Arcadian Health Plan, Inc.	.. WA RE	Humana Inc.	Ownership	100.000	Humana Inc.	.. NO 0
.0119	Humana Inc.	00000	39-1514846				CareNetwork, Inc.	.. WI NIA	Humana Inc.	Ownership	100.000	Humana Inc.	.. NO 0
.0119	Humana Inc.	95092	59-2598550				CarePlus Health Plans, Inc.	.. FL IA	Humana Inc.	Ownership	100.000	Humana Inc.	.. NO 0
.0119	Humana Inc.	95754	62-1579044				Cariten Health Plan Inc.	.. TN IA	PHP Companies, Inc.	Ownership	100.000	Humana Inc.	.. NO 0
.0119	Humana Inc.	00000	35-2608414				CCO 1, LLC	.. DE NIA	HUM Provider Holdings, LLC	Ownership	100.000	Humana Inc.	.. NO 0
.0119	Humana Inc.	00000	32-0545504				CCO 2, LLC	.. DE NIA	HUM Provider Holdings, LLC	Ownership	100.000	Humana Inc.	.. NO 0
.0119	Humana Inc.	95158	61-1279717				CHA HMO, Inc.	.. KY IA	Humana Inc.	Ownership	100.000	Humana Inc.	.. NO 0
.0119	Humana Inc.	52015	59-2531815				CompBenefits Company	.. FL IA	Humana Dental Company	Ownership	100.000	Humana Inc.	.. NO 0
.0119	Humana Inc.	00000	04-3185995				CompBenefits Corporation	.. DE NIA	Humana Inc.	Ownership	100.000	Humana Inc.	.. NO 0
.0119	Humana Inc.	11228	36-3686002				CompBenefits Dental, Inc.	.. IL IA	Dental Care Plus Management, Corp.	Ownership	100.000	Humana Inc.	.. NO 0
.0119	Humana Inc.	00000	58-2228851				CompBenefits Direct, Inc.	.. DE NIA	Humana Dental Company	Ownership	100.000	Humana Inc.	.. NO 0
.0119	Humana Inc.	60984	74-2552026				CompBenefits Insurance Company	.. TX IA	Humana Dental Company	Ownership	100.000	Humana Inc.	.. NO 0
.0119	Humana Inc.	00000	45-3713941				Complex Clinical Management, Inc.	.. FL NIA	SeniorBridge Family Companies (FL), Inc.	Ownership	100.000	Humana Inc.	.. NO 0
.0119	Humana Inc.	00000	42-1575099				Humana Healthcare Research, Inc.	.. IL NIA	Humana Inc.	Ownership	100.000	Humana Inc.	.. NO 0
.0119	Humana Inc.	00000	36-4880828				Conviva Care Solutions, LLC	.. DE NIA	Humana Inc.	Ownership	100.000	Humana Inc.	.. NO 0
.0119	Humana Inc.	15886	75-2043865				Humana Benefit Plan of Texas, Inc.	.. TX IA	Humana Inc.	Ownership	100.000	Humana Inc.	.. NO 0
.0119	Humana Inc.	00000	36-3512545				Dental Care Plus Management, Corp.	.. IL NIA	Humana Dental Company	Ownership	100.000	Humana Inc.	.. NO 0
.0119	Humana Inc.	95161	76-0039628				DentiCare, Inc.	.. TX IA	Humana Dental Company	Ownership	100.000	Humana Inc.	.. NO 0
.0119	Humana Inc.	88595	31-0935772				Empheys Insurance Company	.. TX IA	Empheys, Inc.	Ownership	100.000	Humana Inc.	.. NO 0
.0119	Humana Inc.	00000	61-1237697				Empheys, Inc.	.. DE NIA	Humana Inc.	Ownership	100.000	Humana Inc.	.. NO 0
.0119	Humana Inc.	00000	59-3164234				CenterWell Senior Primary Care (FL), Inc.	.. FL NIA	FPG Acquisition Corp.	Ownership	100.000	Humana Inc.	.. NO 0
.0119	Humana Inc.	00000	81-3802918				FPG Acquisition Corp.	.. DE NIA	FPG Acquisition Holdings Corp.	Ownership	100.000	Humana Inc.	.. NO 0
.0119	Humana Inc.	00000	81-3819187				FPG Acquisition Holdings Corp.	.. DE NIA	FPG Holding Company, LLC	Ownership	100.000	Humana Inc.	.. NO 0
.0119	Humana Inc.	00000	32-0505460				FPG Holding Company, LLC	.. DE NIA	Humana Inc.	Ownership	100.000	Humana Inc.	.. NO 0
.0119	Humana Inc.	00000	45-4685400				FPG Senior Services, LLC	.. FL NIA	FPG Acquisition Corp.	Ownership	100.000	Humana Inc.	.. NO 0
.0119	Humana Inc.	00000	27-1649291				Harris, Rothenberg International Inc.	.. NY NIA	Humana Inc.	Ownership	100.000	Humana Inc.	.. NO 0
.0119	Humana Inc.	00000	61-1223418				Health Value Management, Inc.	.. DE NIA	Humana Inc.	Ownership	100.000	Humana Inc.	.. NO 0
.0119	Humana Inc.	00000	26-3592783				HUM Provider Holdings, LLC	.. DE NIA	Humana Inc.	Ownership	100.000	Humana Inc.	.. NO 0
.0119	Humana Inc.	00000	20-4835394				Humana Active Outlook, Inc.	.. KY NIA	Humana Inc.	Ownership	100.000	Humana Inc.	.. NO 0
.0119	Humana Inc.	00000	75-2739333				Humana At Home (Dallas), Inc.	.. TX NIA	ROHC, L.L.C.	Ownership	100.000	Humana Inc.	.. NO 0
.0119	Humana Inc.	00000	76-0537878				Humana At Home (Houston), Inc.	.. TX NIA	ROHC, L.L.C.	Ownership	100.000	Humana Inc.	.. NO 0
.0119	Humana Inc.	00000	65-0274594				Humana At Home 1, Inc.	.. FL NIA	Humana Dental Company	Ownership	100.000	Humana Inc.	.. NO 0
.0119	Humana Inc.	00000	13-4036798				Humana at Home, Inc.	.. DE NIA	Humana Inc.	Ownership	100.000	Humana Inc.	.. NO 0
.0119	Humana Inc.	60052	37-1326199				Humana Benefit Plan of Illinois, Inc.	.. IL IA	Humana Inc.	Ownership	100.000	Humana Inc.	.. NO 0
.0119	Humana Inc.	00000	59-1843760				Humana Dental Company	.. FL NIA	CompBenefits Corporation	Ownership	100.000	Humana Inc.	.. NO 0
.0119	Humana Inc.	95519	58-2209549				Humana Employers Health Plan of Georgia, Inc.	.. GA IA	Humana Insurance Company	Ownership	100.000	Humana Inc.	.. NO 0
.0119	Humana Inc.	00000	61-1241225				Humana Government Business, Inc.	.. DE NIA	Humana Inc.	Ownership	100.000	Humana Inc.	.. NO 0
.0119	Humana Inc.	95642	72-1279235				Humana Health Benefit Plan of Louisiana, Inc.	.. LA IA	Humana Insurance Company	Ownership	100.000	Humana Inc.	.. NO 0
.0119	Humana Inc.	13558	26-2800286				Humana Health Company of New York, Inc.	.. NY IA	Humana Inc.	Ownership	100.000	Humana Inc.	.. NO 0
.0119	Humana Inc.	69671	61-1041514				Humana Health Insurance Company of Florida, Inc.	.. FL IA	Humana Inc.	Ownership	100.000	Humana Inc.	.. NO 0
.0119	Humana Inc.	00000	26-3473328				Humana Health Plan of California, Inc.	.. CA IA	Humana Inc.	Ownership	100.000	Humana Inc.	.. NO 0
.0119	Humana Inc.	95348	31-1154200				Humana Health Plan of Ohio, Inc.	.. OH IA	Humana Inc.	Ownership	100.000	Humana Inc.	.. NO 0
.0119	Humana Inc.	95024	61-0994632				Humana Health Plan of Texas, Inc.	.. TX IA	Humana Inc.	Ownership	100.000	Humana Inc.	.. NO 0
.0119	Humana Inc.	95885	61-1013183				Humana Health Plan, Inc.	.. KY IA	Humana Inc.	Ownership	100.000	Humana Inc.	.. NO 0

STATEMENT AS OF SEPTEMBER 30, 2023 OF THE Arcadian Health Plan, Inc.

SCHEDULE Y
PART 1A - DETAIL OF INSURANCE HOLDING COMPANY SYSTEM

1	2	3	4	5	6	7	8	9	10	11	12	13	14	15	16
Group Code	Group Name	NAIC Company Code	ID Number	Federal RSSD	CIK	Name of Securities Exchange if Publicly Traded (U.S. or International)	Names of Parent, Subsidiaries Or Affiliates	Domiciliary Location	Relationship to Reporting Entity	Directly Controlled by (Name of Entity/Person)	Type of Control (Ownership, Board, Management, Attorney-in-Fact, Influence, Other)	If Control is Ownership Provide Percentage	Ultimate Controlling Entity(ies)/Person(s)	Is an SCA Filing Required? (Yes/No)	*
.0119	Humana Inc.	95721	66-0406896				Humana Health Plans of Puerto Rico, Inc.	PR	IA	Humana Inc.	Ownership	100.000	Humana Inc.	NO	0
.0119	Humana Inc.	00000	61-0647538		0000049071	NYSE	Humana Inc.	DE	UDP	See Footnote 1	Other	0.000	See Footnote 1	NO	2
.0119	Humana Inc.	00000	61-1343791				Humana Innovation Enterprises, Inc.	DE	NIA	Humana Inc.	Ownership	100.000	Humana Inc.	NO	0
.0119	Humana Inc.	73288	39-1263473				Humana Insurance Company	WI	IA	CareNetwork, Inc.	Ownership	100.000	Humana Inc.	NO	0
.0119	Humana Inc.	60219	61-1311685				Humana Insurance Company of Kentucky	KY	IA	Humana Insurance Company	Ownership	100.000	Humana Inc.	NO	0
.0119	Humana Inc.	12634	20-2888723				Humana Insurance Company of New York	NY	IA	Humana Inc.	Ownership	100.000	Humana Inc.	NO	0
.0119	Humana Inc.	84603	66-0291866				Humana Insurance of Puerto Rico, Inc.	PR	IA	Humana Inc.	Ownership	100.000	Humana Inc.	NO	0
.0119	Humana Inc.	00000	20-3364857				Humana MarketPOINT of Puerto Rico, Inc.	PR	NIA	Humana Inc.	Ownership	100.000	Humana Inc.	NO	0
.0119	Humana Inc.	00000	61-1343508				Humana MarketPOINT, Inc.	KY	NIA	Humana Inc.	Ownership	100.000	Humana Inc.	NO	0
.0119	Humana Inc.	14224	27-3991410				Humana Medical Plan of Michigan, Inc.	MI	IA	Humana Inc.	Ownership	100.000	Humana Inc.	NO	0
.0119	Humana Inc.	14462	27-4660531				Humana Medical Plan of Pennsylvania, Inc.	PA	IA	Humana Inc.	Ownership	100.000	Humana Inc.	NO	0
.0119	Humana Inc.	12908	20-8411422				Humana Medical Plan of Utah, Inc.	UT	IA	Humana Inc.	Ownership	100.000	Humana Inc.	NO	0
.0119	Humana Inc.	95270	61-1103898				Humana Medical Plan, Inc.	FL	IA	Humana Inc.	Ownership	100.000	Humana Inc.	NO	0
.0119	Humana Inc.	00000	45-2254346				Humana Pharmacy Solutions, Inc.	KY	NIA	Humana Inc.	Ownership	100.000	Humana Inc.	NO	0
.0119	Humana Inc.	00000	61-1316926				CenterWell Pharmacy, Inc.	DE	NIA	Humana Inc.	Ownership	100.000	Humana Inc.	NO	0
.0119	Humana Inc.	12282	20-2036444				Humana Regional Health Plan, Inc.	AR	IA	Humana Inc.	Ownership	100.000	Humana Inc.	NO	0
.0119	Humana Inc.	00000	26-4522426				Humana WellWorks LLC	DE	NIA	Health Value Management, Inc.	Ownership	100.000	Humana Inc.	NO	0
.0119	Humana Inc.	95342	39-1525003				Humana Wisconsin Health Organization Insurance Corporation	WI	IA	CareNetwork, Inc.	Ownership	100.000	Humana Inc.	NO	0
.0119	Humana Inc.	70580	39-0714280				HumanaDental Insurance Company	WI	IA	HumanaDental, Inc.	Ownership	100.000	Humana Inc.	NO	0
.0119	Humana Inc.	00000	61-1364005				HumanaDental, Inc.	DE	NIA	Humana Inc.	Ownership	100.000	Humana Inc.	NO	0
.0119	Humana Inc.	00000	27-4535747				Go365, LLC	DE	NIA	HumanaWellworks LLC	Ownership	100.000	Humana Inc.	NO	0
.0119	Humana Inc.	00000	61-1239538				Humco, Inc.	KY	NIA	Humana Inc.	Ownership	100.000	Humana Inc.	NO	0
.0119	Humana Inc.	00000	61-1383567				HUM-e-FL, Inc.	FL	NIA	Humana Inc.	Ownership	100.000	Humana Inc.	NO	0
.0119	Humana Inc.	00000	86-1050795				Hummingbird Coaching Systems LLC	OH	NIA	Harris, Rothenberg International Inc.	Ownership	100.000	Humana Inc.	NO	0
.0119	Humana Inc.	11695	39-1769093				Independent Care Health Plan	WI	IA	CareNetwork, Inc.	Ownership	100.000	Humana Inc.	NO	0
.0119	Humana Inc.	00000	61-1232669				Managed Care Indemnity, Inc.	VT	IA	Humana Inc.	Ownership	100.000	Humana Inc.	NO	0
.0119	Humana Inc.	00000	20-5569675				Conviva Group Holdings, LLC	DE	NIA	Metropolitan Health Networks, Inc.	Ownership	100.000	Humana Inc.	NO	0
.0119	Humana Inc.	00000	20-5904436				Conviva Medical Center Management, LLC	DE	NIA	Conviva Group Holdings, LLC	Ownership	100.000	Humana Inc.	NO	0
.0119	Humana Inc.	00000	81-2957926				Conviva Speciality, LLC	FL	NIA	Conviva Group Holdings, LLC	Ownership	100.000	Humana Inc.	NO	0
.0119	Humana Inc.	00000	65-0879131				METCARE of Florida, Inc.	FL	NIA	Conviva Group Holdings, LLC	Ownership	100.000	Humana Inc.	NO	0
.0119	Humana Inc.	00000	65-0635728				Metropolitan Health Networks, Inc.	FL	NIA	Humana Inc.	Ownership	100.000	Humana Inc.	NO	0
.0119	Humana Inc.	00000	62-1552091				PHP Companies, Inc.	TN	NIA	Humana Inc.	Ownership	100.000	Humana Inc.	NO	0
.0119	Humana Inc.	00000	62-1250945				Preferred Health Partnership, Inc.	TN	NIA	PHP Companies, Inc.	Ownership	100.000	Humana Inc.	NO	0
.0119	Humana Inc.	00000	20-1724127				Humana Real Estate Company	KY	NIA	Humana Inc.	Ownership	100.000	Humana Inc.	NO	0
.0119	Humana Inc.	00000	46-1225873				Conviva Health MSO of Texas, Inc.	DE	NIA	Conviva Group Holdings, LLC	Ownership	100.000	Humana Inc.	NO	0
.0119	Humana Inc.	00000	75-2844854				ROHC, L.L.C.	TX	NIA	Humana at Home, Inc.	Ownership	100.000	Humana Inc.	NO	0
.0119	Humana Inc.	00000	65-1096853				SeniorBridge Family Companies (FL), Inc.	FL	NIA	Humana at Home, Inc.	Ownership	100.000	Humana Inc.	NO	0
.0119	Humana Inc.	00000	20-0301155				SeniorBridge Family Companies (IN), Inc.	IN	NIA	Humana at Home, Inc.	Ownership	100.000	Humana Inc.	NO	0
.0119	Humana Inc.	00000	36-4484443				SeniorBridge Family Companies (NY), Inc.	NY	NIA	Humana at Home, Inc.	Ownership	100.000	Humana Inc.	NO	0
.0119	Humana Inc.	00000	01-0766084				Humana At Home (San Antonio), Inc.	TX	NIA	Humana at Home, Inc.	Ownership	100.000	Humana Inc.	NO	0
.0119	Humana Inc.	00000	74-2352809				Texas Dental Plans, Inc.	TX	NIA	Humana Dental Company	Ownership	100.000	Humana Inc.	NO	0
.0119	Humana Inc.	54739	52-1157181				The Dental Concern, Inc.	KY	IA	HumanaDental, Inc.	Ownership	100.000	Humana Inc.	NO	0
.0119	Humana Inc.	00000	75-2600512				Humana At Home (TLC), Inc.	TX	NIA	ROHC, L.L.C.	Ownership	100.000	Humana Inc.	NO	0
.0119	Humana Inc.	00000	80-0072760				Humana Digital Health and Analytics Platform Services, Inc.	DE	NIA	Humana Inc.	Ownership	100.000	Humana Inc.	NO	0
.0119	Humana Inc.	00000	46-5329373				Conviva Health Management, LLC	DE	NIA	Conviva Group Holdings, LLC	Ownership	100.000	Humana Inc.	NO	0
.0119	Humana Inc.	00000	66-0872725				Humana Management Services of Puerto Rico, Inc.	PR	NIA	Humana Inc.	Ownership	100.000	Humana Inc.	NO	0

STATEMENT AS OF SEPTEMBER 30, 2023 OF THE Arcadian Health Plan, Inc.

SCHEDULE Y
PART 1A - DETAIL OF INSURANCE HOLDING COMPANY SYSTEM

1	2	3	4	5	6	7	8	9	10	11	12	13	14	15	16
Group Code	Group Name	NAIC Company Code	ID Number	Federal RSSD	CIK	Name of Securities Exchange if Publicly Traded (U.S. or International)	Names of Parent, Subsidiaries Or Affiliates	Domiciliary Location	Relationship to Reporting Entity	Directly Controlled by (Name of Entity/Person)	Type of Control (Ownership, Board, Management, Attorney-in-Fact, Influence, Other)	If Control is Ownership Provide Percentage	Ultimate Controlling Entity(ies)/Person(s)	Is an SCA Filing Required? (Yes/No)	*
.0119	Humana Inc.	00000	83-3321367				North Region Providers, LLC	DE	NIA	Humana Government Business, Inc.	Ownership	100.000	Humana Inc.	NO	0
.0119	Humana Inc.	00000	35-2640679				Primary Care Holdings II, LLC	DE	NIA	Humana Inc.	Ownership	100.000	Humana Inc.	NO	0
.0119	Humana Inc.	00000	37-1910409				Transcend Population Health Management II, LLC	DE	NIA	Humana Inc.	Ownership	100.000	Humana Inc.	NO	0
.0119	Humana Inc.	00000	84-2214810				Edge Health MSO, Inc.	DE	NIA	Humana Inc.	Ownership	100.000	Humana Inc.	NO	0
.0119	Humana Inc.	00000	84-3226630				Humana Benefit Plan of South Carolina, Inc.	SC	IA	Humana Inc.	Ownership	100.000	Humana Inc.	NO	0
.0119	Humana Inc.	00000	11-3391115				Alexander Infusion, LLC	NY	NIA	Eagle NY Rx, LLC	Ownership	100.000	Humana Inc.	NO	0
.0119	Humana Inc.	00000	36-4898224				Eagle NY Rx, LLC	DE	NIA	Eagle Rx, Inc.	Ownership	100.000	Humana Inc.	NO	0
.0119	Humana Inc.	00000	47-1407967				Eagle Rx Holdco, Inc.	DE	NIA	Humana Inc.	Ownership	100.000	Humana Inc.	NO	0
.0119	Humana Inc.	00000	47-1416614				Eagle Rx, Inc.	DE	NIA	Eagle Rx Holdco, Inc.	Ownership	100.000	Humana Inc.	NO	0
.0119	Humana Inc.	00000	23-3068914				Enclara Pharmacia, Inc.	DE	NIA	Eagle Rx, Inc.	Ownership	100.000	Humana Inc.	NO	0
.0119	Humana Inc.	00000	39-1789830				GuidantRx, Inc.	WI	NIA	PBM Holding Company	Ownership	100.000	Humana Inc.	NO	0
.0119	Humana Inc.	00000	61-1340806				PBM Holding Company	DE	NIA	Eagle Rx, Inc.	Ownership	100.000	Humana Inc.	NO	0
.0119	Humana Inc.	00000	20-2373204				PBM Plus Mail Service Pharmacy, LLC	DE	NIA	PBM Holding Company	Ownership	100.000	Humana Inc.	NO	0
.0119	Humana Inc.	00000	85-3191430				Conviva Care Solutions II, LLC	DE	NIA	Conviva Care Solutions, LLC	Ownership	100.000	Humana Inc.	NO	0
.0119	Humana Inc.	00000	85-3099097				Humana Direct Contracting Entity, Inc.	DE	NIA	Humana Inc.	Ownership	100.000	Humana Inc.	NO	0
.0119	Humana Inc.	00000	85-0858631				CenterWell Care Solutions, LLC	DE	NIA	Humana Inc.	Ownership	100.000	Humana Inc.	NO	0
.0119	Humana Inc.	00000	87-1493628				Echo Primary Care Holdings, LLC	DE	NIA	Primary Care Holdings II, LLC	Ownership	100.000	Humana Inc.	NO	0
.0119	Humana Inc.	00000	45-2594868				Accredited Home Health of Broward, Inc.	FL	NIA	One Home Health Holdings, LLC	Ownership	100.000	Humana Inc.	NO	0
.0119	Humana Inc.	00000	26-0751512				Amazing Home Health Care, Inc.	FL	NIA	Amazing Home Health Holdings, LLC	Ownership	100.000	Humana Inc.	NO	0
.0119	Humana Inc.	00000	85-3668783				Amazing Home Health Holdings, LLC	DE	NIA	One Home Health Holdings, LLC	Ownership	100.000	Humana Inc.	NO	0
.0119	Humana Inc.	00000	47-4681334				Care Hope Holdings, Inc.	FL	NIA	One Home Health Holdings, LLC	Ownership	100.000	Humana Inc.	NO	0
.0119	Humana Inc.	00000	80-0732207				Care Hope Home Health Agency, Inc.	FL	NIA	Care Hope Holdings, Inc.	Ownership	100.000	Humana Inc.	NO	0
.0119	Humana Inc.	00000	74-2769755				Corpus Christi Home Care, Inc.	TX	NIA	One Home Health Holdings CCTX, LLC	Ownership	100.000	Humana Inc.	NO	0
.0119	Humana Inc.	00000	20-3443369				On the Way Home Care, Inc.	FL	NIA	One Home Health Holdings, LLC	Ownership	100.000	Humana Inc.	NO	0
.0119	Humana Inc.	00000	81-3485437				One Home Health Holdings, LLC	FL	NIA	One Homecare Solutions, LLC	Ownership	100.000	Humana Inc.	NO	0
.0119	Humana Inc.	00000	82-2018741				One Home Health Holdings CCTX, LLC	TX	NIA	One Home Health Holdings, LLC	Ownership	100.000	Humana Inc.	NO	0
.0119	Humana Inc.	00000	46-2894851				One Home Medical Equipment, LLC	FL	NIA	One Homecare Solutions, LLC	Ownership	100.000	Humana Inc.	NO	0
.0119	Humana Inc.	00000	82-3472028				One Home Medical Equipment TX, LLC	TX	NIA	One Homecare Solutions, LLC	Ownership	100.000	Humana Inc.	NO	0
.0119	Humana Inc.	00000	46-3116955				One Nursing Care, LLC	FL	NIA	One Homecare Solutions, LLC	Ownership	100.000	Humana Inc.	NO	0
.0119	Humana Inc.	00000	46-3313080				One Homecare Solutions, LLC	FL	NIA	Humana Inc. - 99%	Ownership	100.000	Humana Inc.	NO	0
.0119	Humana Inc.	00000	46-4176818				One Homecare Systems, LLC	FL	NIA	Humana Inc. - 1%	Ownership	100.000	Humana Inc.	NO	0
.0119	Humana Inc.	00000	46-2882412				One Infusion Pharmacy, LLC	FL	NIA	One Homecare Solutions, LLC	Ownership	100.000	Humana Inc.	NO	0
.0119	Humana Inc.	00000	20-4271850				One TPA Systems, Inc.	FL	NIA	One Homecare Solutions, LLC	Ownership	100.000	Humana Inc.	NO	0
.0119	Humana Inc.	00000	83-2136817				Pharaoh JV, LLC	DE	NIA	Primary Care Holdings II, LLC	Ownership	100.000	Humana Inc.	NO	0
.0119	Humana Inc.	00000	72-2695805				Aberdeen Holdings, Inc.	TX	NIA	Integracare Holdings, Inc.	Ownership	100.000	Humana Inc.	NO	0
.0119	Humana Inc.	00000	77-0601595				Able Home Healthcare, Inc.	TX	NIA	Integracare Intermediate Holdings, Inc.	Ownership	100.000	Humana Inc.	NO	0
.0119	Humana Inc.	00000	06-1451363				Access Home Health of Florida, LLC	DE	NIA	Capital Health Management Group, LLC	Ownership	100.000	Humana Inc.	NO	0
.0119	Humana Inc.	00000	65-0180784				Advanced Oncology Services, Inc.	FL	NIA	Homecare Holdings, Inc.	Ownership	100.000	Humana Inc.	NO	0
.0119	Humana Inc.	00000	36-4473376				Alpine Home Health Care, LLC	CO	NIA	Voyager Home Health, Inc.	Ownership	100.000	Humana Inc.	NO	0
.0119	Humana Inc.	00000	11-3306095				American Homecare Management Corp.	DE	NIA	Missouri Home Care of Rolla, Inc.	Ownership	100.000	Humana Inc.	NO	0
.0119	Humana Inc.	00000	94-3247811				Asian American Home Care, Inc.	CA	NIA	Harden Home Health, LLC	Ownership	100.000	Humana Inc.	NO	0
.0119	Humana Inc.	00000	75-1901342				BWB Sunbelt Home Health Services, LLC	TX	NIA	Integracare Intermediate Holdings, Inc.	Ownership	100.000	Humana Inc.	NO	0
.0119	Humana Inc.	00000	30-0711730				California Hospice, LLC	TX	NIA	Harden Hospice, LLC	Ownership	100.000	Humana Inc.	NO	0
.0119	Humana Inc.	00000	56-2102603				Capital Care Resources of South Carolina, LLC	GA	NIA	Capital Health Management Group, LLC	Ownership	100.000	Humana Inc.	NO	0
.0119	Humana Inc.	00000	58-2411159				Capital Care Resources, LLC	GA	NIA	Capital Health Management Group, LLC	Ownership	100.000	Humana Inc.	NO	0

STATEMENT AS OF SEPTEMBER 30, 2023 OF THE Arcadian Health Plan, Inc.

SCHEDULE Y
PART 1A - DETAIL OF INSURANCE HOLDING COMPANY SYSTEM

1	2	3	4	5	6	7	8	9	10	11	12	13	14	15	16
Group Code	Group Name	NAIC Company Code	ID Number	Federal RSSD	CIK	Name of Securities Exchange if Publicly Traded (U.S. or International)	Names of Parent, Subsidiaries Or Affiliates	Domiciliary Location	Relationship to Reporting Entity	Directly Controlled by (Name of Entity/Person)	Type of Control (Ownership, Board, Management, Attorney-in-Fact, Influence, Other)	If Control is Ownership Provide Percentage	Ultimate Controlling Entity(ies)/Person(s)	Is an SCA Filing Required? (Yes/No)	*
.0119	Humana Inc.	00000	58-2313705				Capital Health Management Group, LLC Chattahoochee Valley Home Care Services, LLC	GA	NIA	CHMG Acquisition LLC	Ownership	100.000	Humana Inc.	NO	0
.0119	Humana Inc.	00000	03-0387821					GA	NIA	Healthfield, LLC Chattahoochee Valley Home Care Services, LLC	Ownership	100.000	Humana Inc.	NO	0
.0119	Humana Inc.	00000	34-1994007				Chattahoochee Valley Home Health, LLC	GA	NIA	LLC	Ownership	100.000	Humana Inc.	NO	0
.0119	Humana Inc.	00000	04-3813487				CHMG Acquisition LLC	GA	NIA	Healthfield, LLC	Ownership	100.000	Humana Inc.	NO	0
.0119	Humana Inc.	00000	54-2089073				CHMG of Atlanta, LLC	GA	NIA	Capital Health Management Group, LLC	Ownership	100.000	Humana Inc.	NO	0
.0119	Humana Inc.	00000	54-2089075				CHMG of Griffin, LLC	GA	NIA	Capital Health Management Group, LLC	Ownership	100.000	Humana Inc.	NO	0
.0119	Humana Inc.	00000	56-1590744				Eastern Carolina Home Health Agency, LLC	NC	NIA	Capital Health Management Group, LLC	Ownership	100.000	Humana Inc.	NO	0
.0119	Humana Inc.	00000	55-0750157				First Home Health, Inc.	WV	NIA	Harden Home Health, LLC	Ownership	100.000	Humana Inc.	NO	0
.0119	Humana Inc.	00000	75-2784006				Focus Care Health Resources, Inc.	TX	NIA	Aberdeen Holdings, Inc.	Ownership	100.000	Humana Inc.	NO	0
.0119	Humana Inc.	00000	75-2855493				GBA Holding, Inc.	TX	NIA	Aberdeen Holdings, Inc.	Ownership	100.000	Humana Inc.	NO	0
.0119	Humana Inc.	00000	26-2944774				GBA West, LLC	TX	NIA	Integracare Intermediate Holdings, Inc.	Ownership	100.000	Humana Inc.	NO	0
.0119	Humana Inc.	00000	11-2645333				CenterWell Certified Healthcare Corp. CenterWell Health Services (Certified), Inc.	DE	NIA	CenterWell Health Services Holding Corp.	Ownership	100.000	Humana Inc.	NO	0
.0119	Humana Inc.	00000	11-3454105				CenterWell Health Services (USA) LLC	DE	NIA	CenterWell Health Services Holding Corp.	Ownership	100.000	Humana Inc.	NO	0
.0119	Humana Inc.	00000	11-3414024				CenterWell Health Services Holding Corp.	DE	NIA	CenterWell Health Services, Inc.	Ownership	100.000	Humana Inc.	NO	0
.0119	Humana Inc.	00000	36-4335801				CenterWell Health Services, Inc.	DE	NIA	Kentucky Homecare Holdings, Inc.	Ownership	100.000	Humana Inc.	NO	0
.0119	Humana Inc.	00000	11-2802024				CenterWell Services of New York, Inc.	NY	NIA	CenterWell Health Services Holding Corp.	Ownership	100.000	Humana Inc.	NO	0
.0119	Humana Inc.	00000	27-4251135				Georgia Hospice, LLC	TX	NIA	Harden Hospice, LLC	Ownership	100.000	Humana Inc.	NO	0
.0119	Humana Inc.	00000	64-0730826				Gilbert's Home Health Agency, Inc.	MS	NIA	Home Health Care Affiliates, Inc.	Ownership	100.000	Humana Inc.	NO	0
.0119	Humana Inc.	00000	27-1519643				Harden Clinical Services, LLC	TX	NIA	Harden HC Texas Holdco, LLC	Ownership	100.000	Humana Inc.	NO	0
.0119	Humana Inc.	00000	26-1487182				Harden HC Texas Holdco, LLC	TX	NIA	Harden Healthcare, LLC	Ownership	100.000	Humana Inc.	NO	0
.0119	Humana Inc.	00000	37-1743802				Harden Healthcare Holdings, LLC	DE	NIA	CenterWell Health Services Holding Corp.	Ownership	100.000	Humana Inc.	NO	0
.0119	Humana Inc.	00000	74-3024009				Harden Healthcare, LLC	TX	NIA	Harden Healthcare Holdings, LLC	Ownership	100.000	Humana Inc.	NO	0
.0119	Humana Inc.	00000	65-1299601				Harden Home Health, LLC	DE	NIA	Harden Healthcare, LLC	Ownership	100.000	Humana Inc.	NO	0
.0119	Humana Inc.	00000	43-2083818				Harden Hospice, LLC	TX	NIA	Harden HC Texas Holdco, LLC	Ownership	100.000	Humana Inc.	NO	0
.0119	Humana Inc.	00000	42-1285486				Hawkeye Health Services, Inc.	IA	NIA	Harden Home Health, LLC	Ownership	100.000	Humana Inc.	NO	0
.0119	Humana Inc.	00000	58-1947694				Healthfield Home Health, LLC	GA	NIA	Healthfield, LLC	Ownership	100.000	Humana Inc.	NO	0
.0119	Humana Inc.	00000	27-0131980				Healthfield of Southwest Georgia, LLC	GA	NIA	Healthfield, LLC	Ownership	100.000	Humana Inc.	NO	0
.0119	Humana Inc.	00000	68-0593590				Healthfield of Statesboro, LLC	GA	NIA	Healthfield, LLC	Ownership	100.000	Humana Inc.	NO	0
.0119	Humana Inc.	00000	01-0831798				Healthfield of Tennessee, LLC	GA	NIA	Healthfield, LLC	Ownership	100.000	Humana Inc.	NO	0
.0119	Humana Inc.	00000	36-4425473				Healthfield Operating Group, LLC	DE	NIA	CenterWell Health Services Holding Corp.	Ownership	100.000	Humana Inc.	NO	0
.0119	Humana Inc.	00000	58-1819650				Healthfield, LLC	DE	NIA	Healthfield Operating Group, LLC	Ownership	100.000	Humana Inc.	NO	0
.0119	Humana Inc.	00000	90-0527683				HHS Healthcare Corp.	DE	NIA	Professional Healthcare, LLC	Ownership	100.000	Humana Inc.	NO	0
.0119	Humana Inc.	00000	62-1807084				Home Health Care Affiliates of Central Mississippi, L.L.C. Home Health Care Affiliates of Mississippi, Inc.	MS	NIA	CenterWell Certified Healthcare Corp.	Ownership	100.000	Humana Inc.	NO	0
.0119	Humana Inc.	00000	62-1775256				Home Health Care Affiliates, Inc.	MS	NIA	CenterWell Certified Healthcare Corp.	Ownership	100.000	Humana Inc.	NO	0
.0119	Humana Inc.	00000	74-2737989				Home Health Care Affiliates, Inc.	MS	NIA	CenterWell Certified Healthcare Corp.	Ownership	100.000	Humana Inc.	NO	0
.0119	Humana Inc.	00000	56-1556547				Home Health Care of Carteret County, LLC	NC	NIA	Capital Health Management Group, LLC	Ownership	100.000	Humana Inc.	NO	0
.0119	Humana Inc.	00000	75-2374091				Home Health of Rural Texas, Inc.	TX	NIA	Integracare Intermediate Holdings, Inc.	Ownership	100.000	Humana Inc.	NO	0
.0119	Humana Inc.	00000	87-0494759				Home Health Services, Inc.	UT	NIA	HHS Healthcare Corp.	Ownership	100.000	Humana Inc.	NO	0
.0119	Humana Inc.	00000	65-0837269				Homecare Holdings, Inc.	FL	NIA	Senior Home Care, Inc.	Ownership	100.000	Humana Inc.	NO	0
.0119	Humana Inc.	00000	76-0456316				Horizon Health Care Services, Inc.	TX	NIA	Harden Home Health, LLC	Ownership	100.000	Humana Inc.	NO	0
.0119	Humana Inc.	00000	20-8781607				Integracare Holdings, Inc.	DE	NIA	PF Development 9, L.L.C.	Ownership	100.000	Humana Inc.	NO	0
.0119	Humana Inc.	00000	75-2865632				Integracare Home Health Services, Inc.	TX	NIA	Aberdeen Holdings, Inc.	Ownership	100.000	Humana Inc.	NO	0
.0119	Humana Inc.	00000	20-8781715				Integracare Intermediate Holdings, Inc.	DE	NIA	Integracare Holdings, Inc.	Ownership	100.000	Humana Inc.	NO	0
.0119	Humana Inc.	00000	26-2915050				Integracare of Albany, LLC	TX	NIA	Integracare Intermediate Holdings, Inc.	Ownership	100.000	Humana Inc.	NO	0

STATEMENT AS OF SEPTEMBER 30, 2023 OF THE Arcadian Health Plan, Inc.

SCHEDULE Y
PART 1A - DETAIL OF INSURANCE HOLDING COMPANY SYSTEM

1	2	3	4	5	6	7	8	9	10	11	12	13	14	15	16
Group Code	Group Name	NAIC Company Code	ID Number	Federal RSSD	CIK	Name of Securities Exchange if Publicly Traded (U.S. or International)	Names of Parent, Subsidiaries Or Affiliates	Domi-ciliary Location	Relation-ship to Reporting Entity	Directly Controlled by (Name of Entity/Person)	Type of Control (Ownership, Board, Management, Attorney-in-Fact, Influence, Other)	If Control is Ownership Provide Percentage	Ultimate Controlling Entity(ies)/Person(s)	Is an SCA Filing Re-quired? (Yes/No)	*
.0119	Humana Inc.	00000	27-2139332				Integracare of Athens-Home Health, LLC	TX	NIA	Integracare Intermediate Holdings, Inc.	Ownership	100.000	Humana Inc.	NO	0
.0119	Humana Inc.	00000	81-0638801				Integracare of Olney Home Health, LLC	TX	NIA	Integracare Intermediate Holdings, Inc.	Ownership	100.000	Humana Inc.	NO	0
.0119	Humana Inc.	00000	20-8768235				Integracare of Texas, LLC	TX	NIA	Aberdeen Holdings, Inc.	Ownership	100.000	Humana Inc.	NO	0
.0119	Humana Inc.	00000	27-0686207				Integracare of West Texas-Home Health, LLC	TX	NIA	Integracare Intermediate Holdings, Inc.	Ownership	100.000	Humana Inc.	NO	0
.0119	Humana Inc.	00000	27-0686266				Integracare of Wichita Falls, LLC	TX	NIA	Integracare Intermediate Holdings, Inc.	Ownership	100.000	Humana Inc.	NO	0
.0119	Humana Inc.	00000	46-3992741				KAH Development 10, L.L.C.	DE	NIA	CenterWell Health Services, Inc.	Ownership	100.000	Humana Inc.	NO	0
.0119	Humana Inc.	00000	46-4002959				KAH Development 12, L.L.C.	DE	NIA	CenterWell Health Services, Inc.	Ownership	100.000	Humana Inc.	NO	0
.0119	Humana Inc.	00000	46-4025157				KAH Development 14, L.L.C.	DE	NIA	CenterWell Health Services, Inc.	Ownership	100.000	Humana Inc.	NO	0
.0119	Humana Inc.	00000	46-3902994				KAH Development 4, L.L.C.	DE	NIA	CenterWell Health Services, Inc.	Ownership	100.000	Humana Inc.	NO	0
.0119	Humana Inc.	00000	82-3695166				Kentucky Homecare Holdings, Inc.	DE	NIA	Kentucky Homecare Parent Inc.	Ownership	100.000	Humana Inc.	NO	0
.0119	Humana Inc.	00000	82-3986306				Kentucky Homecare Parent Inc.	DE	NIA	Humana Inc.	Ownership	100.000	Humana Inc.	NO	0
.0119	Humana Inc.	00000	26-0717945				CenterWell Home Health Services, LLC	DE	NIA	CenterWell Health Services, Inc.	Ownership	100.000	Humana Inc.	NO	0
.0119	Humana Inc.	00000	26-0717534				KND Development 50, L.L.C.	DE	NIA	CenterWell Health Services, Inc.	Ownership	100.000	Humana Inc.	NO	0
.0119	Humana Inc.	00000	26-3228001				Lighthouse Hospice - Metroplex, LLC	TX	NIA	Harden Hospice, LLC	Ownership	100.000	Humana Inc.	NO	0
.0119	Humana Inc.	00000	06-1787617				Lighthouse Hospice Management, LLC	TX	NIA	Harden Hospice, LLC	Ownership	100.000	Humana Inc.	NO	0
.0119	Humana Inc.	00000	87-0798501				Lighthouse Hospice-San Antonio, LLC	TX	NIA	Harden Hospice, LLC	Ownership	100.000	Humana Inc.	NO	0
.0119	Humana Inc.	00000	47-1818578				Loving Peace Hospice, Inc.	IL	NIA	Hospice Development Company 3, LLC	Ownership	100.000	Humana Inc.	NO	0
.0119	Humana Inc.	00000	65-0277280				Med. Tech. Services of South Florida, Inc.	FL	NIA	Advanced Oncology Services, Inc.	Ownership	100.000	Humana Inc.	NO	0
.0119	Humana Inc.	00000	65-1033439				Med-Tech Services of Dade, Inc.	FL	NIA	Homecare Holdings, Inc.	Ownership	100.000	Humana Inc.	NO	0
.0119	Humana Inc.	00000	65-0644307				Med-Tech Services of Palm Beach, Inc.	FL	NIA	Advanced Oncology Services, Inc.	Ownership	100.000	Humana Inc.	NO	0
.0119	Humana Inc.	00000	82-0559199				Mid-South Home Health Agency, LLC	AL	NIA	Horizon Health Network LLC	Ownership	100.000	Humana Inc.	NO	0
.0119	Humana Inc.	00000	14-1909499				Mid-South Home Health of Gadsden, LLC	GA	NIA	Healthfield, LLC	Ownership	100.000	Humana Inc.	NO	0
.0119	Humana Inc.	00000	63-0772385				Mid-South Home Health, LLC	DE	NIA	Healthfield, LLC	Ownership	100.000	Humana Inc.	NO	0
.0119	Humana Inc.	00000	65-1285069				Missouri Home Care of Rolla, Inc.	MO	NIA	Harden Home Health, LLC	Ownership	100.000	Humana Inc.	NO	0
.0119	Humana Inc.	00000	22-2695367				New York Healthcare Services, Inc.	NY	NIA	CenterWell Health Services Holding Corp.	Ownership	100.000	Humana Inc.	NO	0
.0119	Humana Inc.	00000	55-0633030				Nursing Care-Home Health Agency, Inc.	WV	NIA	First Home Health, Inc.	Ownership	100.000	Humana Inc.	NO	0
.0119	Humana Inc.	00000	22-3690699				OHS Service Corp.	TX	NIA	CenterWell Health Services Holding Corp.	Ownership	100.000	Humana Inc.	NO	0
							Outreach Health Services of North Texas, LLC								
.0119	Humana Inc.	00000	75-2284154					TX	NIA	Integracare Intermediate Holdings, Inc.	Ownership	100.000	Humana Inc.	NO	0
.0119	Humana Inc.	00000	26-3106949				PF Development 10, L.L.C.	DE	NIA	CenterWell Health Services, Inc.	Ownership	100.000	Humana Inc.	NO	0
.0119	Humana Inc.	00000	26-3107011				PF Development 15, L.L.C.	DE	NIA	CenterWell Home Health Services, LLC	Ownership	100.000	Humana Inc.	NO	0
.0119	Humana Inc.	00000	46-0818835				PF Development 16, L.L.C.	DE	NIA	CenterWell Health Services, Inc.	Ownership	100.000	Humana Inc.	NO	0
.0119	Humana Inc.	00000	46-0860128				PF Development 21, L.L.C.	DE	NIA	CenterWell Health Services, Inc.	Ownership	100.000	Humana Inc.	NO	0
.0119	Humana Inc.	00000	26-0718044				PF Development 5, L.L.C.	DE	NIA	CenterWell Health Services, Inc.	Ownership	100.000	Humana Inc.	NO	0
.0119	Humana Inc.	00000	26-3106911				PF Development 7, L.L.C.	DE	NIA	CenterWell Health Services, Inc.	Ownership	100.000	Humana Inc.	NO	0
.0119	Humana Inc.	00000	26-3106934				PF Development 9, L.L.C.	DE	NIA	CenterWell Health Services, Inc.	Ownership	100.000	Humana Inc.	NO	0
.0119	Humana Inc.	00000	75-2378887				PHH Acquisition Corp.	DE	NIA	Professional Healthcare, LLC	Ownership	100.000	Humana Inc.	NO	0
.0119	Humana Inc.	00000	33-1178066				PHHC Acquisition Corp.	DE	NIA	CenterWell Certified Healthcare Corp.	Ownership	100.000	Humana Inc.	NO	0
.0119	Humana Inc.	00000	20-5143963				Professional Healthcare at Home, LLC	CA	NIA	and 1% owned by PHH Acquisition Corp.	Ownership	100.000	Humana Inc.	NO	0
.0119	Humana Inc.	00000	20-5043143				Professional Healthcare, LLC	DE	NIA	PF Development 10, L.L.C.	Ownership	100.000	Humana Inc.	NO	0
.0119	Humana Inc.	00000	11-2750425				QC-Medi New York, Inc.	NY	NIA	CenterWell Health Services Holding Corp.	Ownership	100.000	Humana Inc.	NO	0
.0119	Humana Inc.	00000	11-2256479				Quality Care - USA, Inc.	NY	NIA	CenterWell Health Services Holding Corp.	Ownership	100.000	Humana Inc.	NO	0
.0119	Humana Inc.	00000	59-3080333				Senior Home Care, Inc.	FL	NIA	SHC Holding, Inc.	Ownership	100.000	Humana Inc.	NO	0
.0119	Humana Inc.	00000	42-1699530				SHC Holding, Inc.	DE	NIA	PF Development 21, L.L.C.	Ownership	100.000	Humana Inc.	NO	0
.0119	Humana Inc.	00000	87-0494757				Southern Nevada Home Health Care, Inc.	NV	NIA	Home Health Services, Inc.	Ownership	100.000	Humana Inc.	NO	0
.0119	Humana Inc.	00000	72-1487473				Synergy Home Care-Acadiana Region, Inc.	LA	NIA	Synergy, Inc.	Ownership	100.000	Humana Inc.	NO	0
.0119	Humana Inc.	00000	20-1376846				Synergy Home Care-Capitol Region, Inc.	LA	NIA	Synergy, Inc.	Ownership	100.000	Humana Inc.	NO	0
.0119	Humana Inc.	00000	36-4516940				Synergy Home Care-Central Region, Inc.	LA	NIA	Synergy, Inc.	Ownership	100.000	Humana Inc.	NO	0

STATEMENT AS OF SEPTEMBER 30, 2023 OF THE Arcadian Health Plan, Inc.

SCHEDULE Y
PART 1A - DETAIL OF INSURANCE HOLDING COMPANY SYSTEM

1	2	3	4	5	6	7	8	9	10	11	12	13	14	15	16
Group Code	Group Name	NAIC Company Code	ID Number	Federal RSSD	CIK	Name of Securities Exchange if Publicly Traded (U.S. or International)	Names of Parent, Subsidiaries Or Affiliates	Domi-ciliary Location	Relation-ship to Reporting Entity	Directly Controlled by (Name of Entity/Person)	Type of Control (Ownership, Board, Management, Attorney-in-Fact, Influence, Other)	If Control is Ownership Provide Percentage	Ultimate Controlling Entity(ies)/Person(s)	Is an SCA Filing Re-quired? (Yes/No)	*
.0119	Humana Inc.	00000	72-1178497				Synergy Home Care-Northeastern Region, Inc.	LA	NIA	Synergy, Inc.	Ownership	100.000	Humana Inc.	NO	0
.0119	Humana Inc.	00000	72-1223659				Synergy Home Care-Northshore Region, Inc.	LA	NIA	Synergy, Inc.	Ownership	100.000	Humana Inc.	NO	0
.0119	Humana Inc.	00000	72-1431394				Synergy Home Care-Northwestern Region, Inc.	LA	NIA	Synergy, Inc.	Ownership	100.000	Humana Inc.	NO	0
.0119	Humana Inc.	00000	72-1429305				Synergy Home Care-Southeastern Region, Inc.	LA	NIA	Synergy, Inc.	Ownership	100.000	Humana Inc.	NO	0
.0119	Humana Inc.	00000	94-3419676				Synergy, Inc.	LA	NIA	SHC Holding, Inc.	Ownership	100.000	Humana Inc.	NO	0
.0119	Humana Inc.	00000	56-1456991				TAR Heel Health Care Services, LLC	NC	NIA	Capital Health Management Group, LLC	Ownership	100.000	Humana Inc.	NO	0
.0119	Humana Inc.	00000	68-0593592				Total Care Home Health of Louisburg, LLC	GA	NIA	Healthfield, LLC	Ownership	100.000	Humana Inc.	NO	0
.0119	Humana Inc.	00000	20-0091435				Total Care Home Health of North Carolina, LLC	GA	NIA	Healthfield, LLC	Ownership	100.000	Humana Inc.	NO	0
.0119	Humana Inc.	00000	20-0091422				Total Care Home Health of South Carolina, LLC	GA	NIA	Healthfield, LLC	Ownership	100.000	Humana Inc.	NO	0
.0119	Humana Inc.	00000	62-1669388				Van Winkle Home Health Care, Inc.	MS	NIA	Home Health Care Affiliates, Inc.	Ownership	100.000	Humana Inc.	NO	0
.0119	Humana Inc.	00000	75-1995143				Vernon Home Health Care Agency, LLC	TX	NIA	Integracare Intermediate Holdings, Inc.	Ownership	100.000	Humana Inc.	NO	0
.0119	Humana Inc.	00000	20-1953497				Voyager Acquisition, L.P.	TX	NIA	1% by Voyager Home Health, Inc. and 99% by Voyager Hospicecare, Inc.	Ownership	100.000	Humana Inc.	NO	0
.0119	Humana Inc.	00000	26-1501792				Voyager Home Health, Inc.	DE	NIA	Voyager Hospicecare, Inc.	Ownership	100.000	Humana Inc.	NO	0
.0119	Humana Inc.	00000	20-1173787				Voyager Hospicecare, Inc.	DE	NIA	Harden Home Health, LLC	Ownership	100.000	Humana Inc.	NO	0
.0119	Humana Inc.	00000	46-2300938				Wake Forest Baptist Health Care at Home, LLC	NC	NIA	60% owned by Total Care Home Health of North Carolina, LLC and 40% owned by Wake Forest University Baptist Medical Center	Ownership	100.000	Humana Inc.	NO	0
.0119	Humana Inc.	00000	84-3700467				Elite Health Medical Centers, LLC	FL	NIA	Echo Primary Care Holdings, LLC	Ownership	100.000	Humana Inc.	NO	0
.0119	Humana Inc.	00000	26-3715136				Elite Health Primary Care, LLC	FL	NIA	Echo Primary Care Holdings, LLC	Ownership	100.000	Humana Inc.	NO	0
.0119	Humana Inc.	00000	65-0270114				South Florida Cardiology Associates, LLC	FL	NIA	Echo Primary Care Holdings, LLC	Ownership	100.000	Humana Inc.	NO	0
.0119	Humana Inc.	00000	47-2446186				Trueshore BPO, LLC	FL	NIA	Echo Primary Care Holdings, LLC	Ownership	100.000	Humana Inc.	NO	0
.0119	Humana Inc.	00000					Trueshore S.R. I.	DOM	NIA	Echo Primary Care Holdings, LLC	Ownership	100.000	Humana Inc.	NO	0
.0119	Humana Inc.	00000	74-3052911				The Home Team of Kansas LLC	MO	NIA	Harden Home Health, LLC	Ownership	100.000	Humana Inc.	NO	0
.0119	Humana Inc.	00000	84-5171456				CenterWell Accountable Care, LLC	FL	NIA	Echo Primary Care Holdings, LLC	Ownership	100.000	Humana Inc.	NO	0
.0119	Humana Inc.	00000	87-3584872				One Home Medical Equipment NC, LLC	DE	NIA	One Homecare Solutions, LLC	Ownership	100.000	Humana Inc.	NO	0
.0119	Humana Inc.	00000	87-3611188				One Home Medical Equipment VA, LLC	DE	NIA	One Homecare Solutions, LLC	Ownership	100.000	Humana Inc.	NO	0
.0119	Humana Inc.	00000	87-3832743				One Infusion Pharmacy NC, LLC	DE	NIA	One Homecare Solutions, LLC	Ownership	100.000	Humana Inc.	NO	0
.0119	Humana Inc.	00000	87-3881471				One Infusion Pharmacy VA, LLC	DE	NIA	One Homecare Solutions, LLC	Ownership	100.000	Humana Inc.	NO	0
.0119	Humana Inc.	00000	45-4020797				Amicus Medical Center LLC	FL	NIA	Conviva Medical Center Management, LLC	Ownership	100.000	Humana Inc.	NO	0
.0119	Humana Inc.	00000	27-3974953				Amicus Medical Group, Inc.	FL	NIA	Conviva Medical Center Management, LLC	Ownership	100.000	Humana Inc.	NO	0
.0119	Humana Inc.	00000	27-1085323				Amicus Medical Services Organization, LLC	FL	NIA	Conviva Medical Center Management, LLC	Ownership	100.000	Humana Inc.	NO	0
.0119	Humana Inc.	00000	20-1078045				Hospice Pharmacy Solutions, LLC	DE	NIA	HP Solutions Holdings, LLC	Ownership	100.000	Humana Inc.	NO	0
.0119	Humana Inc.	00000	47-5418599				HP Solutions Holdings, LLC	DE	NIA	Eagle Rx, Inc.	Ownership	100.000	Humana Inc.	NO	0
.0119	Humana Inc.	00000	32-0351697				Outcome Resources, LLC	DE	NIA	Eagle Rx, Inc.	Ownership	100.000	Humana Inc.	NO	0
.0119	Humana Inc.	00000	88-3465849?				Innovative Financial Group Holdings, LLC	NC	NIA	Humana MarketPOINT, Inc.	Ownership	100.000	Humana Inc.	NO	0
.0119	Humana Inc.	00000	83-2232570?				Innovative Financial Partners, LLC	NC	NIA	Innovative Financial Group Holdings, LLC	Ownership	100.000	Humana Inc.	NO	0
.0119	Humana Inc.	00000	84-5189010?				Healthcare Planning of America, LLC	NC	NIA	Innovative Financial Group Holdings, LLC	Ownership	100.000	Humana Inc.	NO	0
.0119	Humana Inc.	00000	47-4085710?				Rees Financial	NC	NIA	Innovative Financial Group Holdings, LLC	Ownership	100.000	Humana Inc.	NO	0
.0119	Humana Inc.	00000	84-2258899?				The Lead Store LLC	NC	NIA	Innovative Financial Group Holdings, LLC	Ownership	100.000	Humana Inc.	NO	0
.0119	Humana Inc.	00000	82-4202700				Versa Management LLC	NC	NIA	Innovative Financial Group Holdings, LLC	Ownership	100.000	Humana Inc.	NO	0
.0119	Humana Inc.	00000	86-2731153				Prime West JV Holdings, LLC	DE	NIA	Humana Innovation Enterprises, Inc.	Ownership	100.000	Humana Inc.	NO	0
.0119	Humana Inc.	00000	84-4307723				CenterWell IPA Solutions, LLC	MI	NIA	Prime West JV Holdings, LLC	Ownership	100.000	Humana Inc.	NO	0
.0119	Humana Inc.	00000	82-1676284				Prime Accountable Care West	MI	NIA	CenterWell IPA Solutions, LLC	Ownership	100.000	Humana Inc.	NO	0
.0119	Humana Inc.	00000	84-2439365				Nevada Independent Physicians, LLC	NV	NIA	CenterWell IPA Solutions, LLC	Ownership	100.000	Humana Inc.	NO	0
.0119	Humana Inc.	00000	03-0523544				A and A Healthcare, Inc	FL	NIA	Vitality Home Care, Inc	Ownership	100.000	Humana Inc.	NO	0
.0119	Humana Inc.	00000	45-2401497				ALL About Home Care, LLC	FL	NIA	Vitality Home Care, Inc	Ownership	100.000	Humana Inc.	NO	0

STATEMENT AS OF SEPTEMBER 30, 2023 OF THE Arcadian Health Plan, Inc.

SCHEDULE Y
PART 1A - DETAIL OF INSURANCE HOLDING COMPANY SYSTEM

1	2	3	4	5	6	7	8	9	10	11	12	13	14	15	16
Group Code	Group Name	NAIC Company Code	ID Number	Federal RSSD	CIK	Name of Securities Exchange if Publicly Traded (U.S. or International)	Names of Parent, Subsidiaries Or Affiliates	Domi-ciliary Loca-tion	Relation-ship to Reporting Entity	Directly Controlled by (Name of Entity/Person)	Type of Control (Ownership, Board, Management, Attorney-in-Fact, Influence, Other)	If Control is Ownership Provide Percen-tage	Ultimate Controlling Entity(ies)/Person(s)	Is an SCA Filing Re-quired? (Yes/No)	*
. 0119 ...	Humana Inc. 00000	11-3836040	Altercare of Palm Beach County, LLC FL..... NIA.....	Vitality Home Care, Inc	Ownership.....	100.000 ...	Humana Inc. NO.....	... 0
. 0119 ...	Humana Inc. 00000	20-0110337	Altercare, LLC FL..... NIA.....	Vitality Home Care, Inc	Ownership.....	100.000 ...	Humana Inc. NO.....	... 0
. 0119 ...	Humana Inc. 00000	20-7287186	Balanced Home Healthcare, Inc. FL..... NIA.....	Vitality Home Care, Inc	Ownership.....	100.000 ...	Humana Inc. NO.....	... 0
. 0119 ...	Humana Inc. 00000	20-1903568	Bridges Home Health Care, Inc. FL..... NIA.....	Vitality Home Care, Inc	Ownership.....	100.000 ...	Humana Inc. NO.....	... 0
. 0119 ...	Humana Inc. 00000	46-3433197	Medstar Home Health, LLC FL..... NIA.....	Trident Home Health, LLC	Ownership.....	100.000 ...	Humana Inc. NO.....	... 0
. 0119 ...	Humana Inc. 00000	20-5123865	M-SAC, Inc. FL..... NIA.....	Vitality Home Care, Inc	Ownership.....	100.000 ...	Humana Inc. NO.....	... 0
. 0119 ...	Humana Inc. 00000	45-2823888	Quality Living Home Healthcare, LLC FL..... NIA.....	Vitality Home Care, Inc	Ownership.....	100.000 ...	Humana Inc. NO.....	... 0
. 0119 ...	Humana Inc. 00000	35-2486995	Trident Home Health, LLC FL..... NIA.....	Vitality Home Care, Inc	Ownership.....	100.000 ...	Humana Inc. NO.....	... 0
. 0119 ...	Humana Inc. 00000	81-4466479	Trilogy Home Health Care of SW FL, Inc DE..... NIA.....	Vitality Home Care, Inc	Ownership.....	100.000 ...	Humana Inc. NO.....	... 0
. 0119 ...	Humana Inc. 00000	81-3442232	Trilogy Home Healthcare of NE FL, Inc DE..... NIA.....	Vitality Home Care, Inc	Ownership.....	100.000 ...	Humana Inc. NO.....	... 0
. 0119 ...	Humana Inc. 00000	81-2022629	Vitality HHS Holdings, Inc DE..... NIA.....	CenterWell Health Services (USA), LLC	Ownership.....	100.000 ...	Humana Inc. NO.....	... 0
. 0119 ...	Humana Inc. 00000	81-2019673	Vitality Home Care, Inc DE..... NIA.....	Vitality HHS Holdings, Inc	Ownership.....	100.000 ...	Humana Inc. NO.....	... 0
. 0119 ...	Humana Inc. 00000	One Infusion Pharmacy (TX), LLC DE..... NIA.....	One HomeCare Solutions, LLC	Ownership.....	100.000 ...	Humana Inc. NO.....	... 0

Asterisk	Explanation
0000001	Humana Inc., a Delaware corporation and ultimate parent company in the holding company system, is a publicly traded company on the New York Stock Exchange and ownership fluctuates daily.

SUPPLEMENTAL EXHIBITS AND SCHEDULES INTERROGATORIES

The following supplemental reports are required to be filed as part of your statement filing. However, in the event that your company does not transact the type of business for which the special report must be filed, your response of NO to the specific interrogatory will be accepted in lieu of filing a "NONE" report and a bar code will be printed below. If the supplement is required of your company but is not being filed for whatever reason enter SEE EXPLANATION and provide an explanation following the interrogatory questions.

	Response
1. Will the Medicare Part D Coverage Supplement be filed with the state of domicile and the NAIC with this statement?	NO

AUGUST FILING

2. Will the regulator-only (non-public) Communication of Internal Control Related Matters Noted in Audit be filed with the state of domicile and electronically with the NAIC (as a regulator-only non-public document) by August 1? The response for 1st and 3rd quarters should be N/A. A NO response resulting with a bar code is only appropriate in the 2nd quarter.	N/A
--	-----

Explanation:

1. This type of business is not written.

Bar Code:

1. Medicare Part D Coverage Supplement [Document Identifier 365]



OVERFLOW PAGE FOR WRITE-INS

Additional Write-ins for Assets Line 25

	Current Statement Date			4 Prior Year Net Admitted Assets
	1 Assets	2 Nonadmitted Assets	3 Net Admitted Assets (Cols. 1 - 2)	
2504. Deposits	2,396,558	2,396,558	0	0
2597. Summary of remaining write-ins for Line 25 from overflow page	2,396,558	2,396,558	0	0

STATEMENT AS OF SEPTEMBER 30, 2023 OF THE Arcadian Health Plan, Inc.

SCHEDULE A - VERIFICATION

Real Estate

	1 Year to Date	2 Prior Year Ended December 31
1. Book/adjusted carrying value, December 31 of prior year		
2. Cost of acquired:		
2.1 Actual cost at time of acquisition		
2.2 Additional investment made after acquisition		
3. Current year change in encumbrances		
4. Total gain (loss) on disposals		
5. Deduct amounts received on disposals		
6. Total foreign exchange change in book/adjusted carrying value		
7. Deduct current year's other than temporary impairment recognized		
8. Deduct current year's depreciation		
9. Book/adjusted carrying value at the end of current period (Lines 1+2+3+4-5+6-7-8)		
10. Deduct total nonadmitted amounts		
11. Statement value at end of current period (Line 9 minus Line 10)		

NONE

SCHEDULE B - VERIFICATION

Mortgage Loans

	1 Year to Date	2 Prior Year Ended December 31
1. Book value/recorded investment excluding accrued interest, December 31 of prior year		
2. Cost of acquired:		
2.1 Actual cost at time of acquisition		
2.2 Additional investment made after acquisition		
3. Capitalized deferred interest and other		
4. Accrual of discount		
5. Unrealized valuation increase (decrease)		
6. Total gain (loss) on disposals		
7. Deduct amounts received on disposals		
8. Deduct amortization of premium and mortgage interest points and commitment fees		
9. Total foreign exchange change in book value/recorded investment excluding accrued interest		
10. Deduct current year's other than temporary impairment recognized		
11. Book value/recorded investment excluding accrued interest at end of current period (Lines 1+2+3+4+5+6-7-8+9-10)		
12. Total valuation allowance		
13. Subtotal (Line 11 plus Line 12)		
14. Deduct total nonadmitted amounts		
15. Statement value at end of current period (Line 13 minus Line 14)		

NONE

SCHEDULE BA - VERIFICATION

Other Long-Term Invested Assets

	1 Year to Date	2 Prior Year Ended December 31
1. Book/adjusted carrying value, December 31 of prior year		
2. Cost of acquired:		
2.1 Actual cost at time of acquisition		
2.2 Additional investment made after acquisition		
3. Capitalized deferred interest and other		
4. Accrual of discount		
5. Unrealized valuation increase (decrease)		
6. Total gain (loss) on disposals		
7. Deduct amounts received on disposals		
8. Deduct amortization of premium and depreciation		
9. Total foreign exchange change in book/adjusted carrying value		
10. Deduct current year's other than temporary impairment recognized		
11. Book/adjusted carrying value at end of current period (Lines 1+2+3+4+5+6-7-8+9-10)		
12. Deduct total nonadmitted amounts		
13. Statement value at end of current period (Line 11 minus Line 12)		

NONE

SCHEDULE D - VERIFICATION

Bonds and Stocks

	1 Year to Date	2 Prior Year Ended December 31
1. Book/adjusted carrying value of bonds and stocks, December 31 of prior year	1,369,569,043	1,258,696,958
2. Cost of bonds and stocks acquired	255,628,540	435,438,733
3. Accrual of discount	444,331	5,187,217
4. Unrealized valuation increase (decrease)	1,681,397	(8,713,601)
5. Total gain (loss) on disposals	(10,498,029)	(6,428,296)
6. Deduct consideration for bonds and stocks disposed of	119,085,760	310,010,631
7. Deduct amortization of premium	2,563,572	4,659,432
8. Total foreign exchange change in book/adjusted carrying value	0	0
9. Deduct current year's other than temporary impairment recognized	0	0
10. Total investment income recognized as a result of prepayment penalties and/or acceleration fees	0	58,093
11. Book/adjusted carrying value at end of current period (Lines 1+2+3+4+5-6-7+8-9+10)	1,495,175,949	1,369,569,043
12. Deduct total nonadmitted amounts	0	0
13. Statement value at end of current period (Line 11 minus Line 12)	1,495,175,949	1,369,569,043

STATEMENT AS OF SEPTEMBER 30, 2023 OF THE Arcadian Health Plan, Inc.

SCHEDULE D - PART 1B

Showing the Acquisitions, Dispositions and Non-Trading Activity
During the Current Quarter for all Bonds and Preferred Stock by NAIC Designation

NAIC Designation	1 Book/Adjusted Carrying Value Beginning of Current Quarter	2 Acquisitions During Current Quarter	3 Dispositions During Current Quarter	4 Non-Trading Activity During Current Quarter	5 Book/Adjusted Carrying Value End of First Quarter	6 Book/Adjusted Carrying Value End of Second Quarter	7 Book/Adjusted Carrying Value End of Third Quarter	8 Book/Adjusted Carrying Value December 31 Prior Year
BONDS								
1. NAIC 1 (a)	1,971,945,624	3,956,853,838	4,070,694,570	(720,582)	1,793,527,700	1,971,945,624	1,857,384,310	997,524,755
2. NAIC 2 (a)	513,669,494	1,499,098,161	1,469,393,864	9,652,343	426,205,693	513,669,494	553,026,134	464,960,928
3. NAIC 3 (a)	39,493,301	0	206,167	(725,867)	45,399,483	39,493,301	38,561,268	48,351,133
4. NAIC 4 (a)	5,164,081	0	306,684	60,489	5,140,677	5,164,081	4,917,886	7,909,803
5. NAIC 5 (a)	0	0	0	0	0	0	0	0
6. NAIC 6 (a)	0	0	0	0	0	0	0	0
7. Total Bonds	2,530,272,501	5,455,951,999	5,540,601,285	8,266,383	2,270,273,554	2,530,272,501	2,453,889,598	1,518,746,619
PREFERRED STOCK								
8. NAIC 1	0	0	0	0	0	0	0	0
9. NAIC 2	0	0	0	0	0	0	0	0
10. NAIC 3	0	0	0	0	0	0	0	0
11. NAIC 4	0	0	0	0	0	0	0	0
12. NAIC 5	0	0	0	0	0	0	0	0
13. NAIC 6	0	0	0	0	0	0	0	0
14. Total Preferred Stock	0	0	0	0	0	0	0	0
15. Total Bonds and Preferred Stock	2,530,272,501	5,455,951,999	5,540,601,285	8,266,383	2,270,273,554	2,530,272,501	2,453,889,598	1,518,746,619

(a) Book/Adjusted Carrying Value column for the end of the current reporting period includes the following amount of short-term and cash equivalent bonds by NAIC designation:

NAIC 1 \$ 744,350,010 ; NAIC 2 \$ 214,363,639 ; NAIC 3 \$ 0 ; NAIC 4 \$ 0 ; NAIC 5 \$ 0 ; NAIC 6 \$ 0

S102

SCHEDULE DA - PART 1

Short-Term Investments

	1	2	3	4	5
	Book/Adjusted Carrying Value	Premium	Actual Cost	Interest Collected Year-to-Date	Paid for Accrued Interest Year-to-Date
7709999999 Totals		XX			

NONE

SCHEDULE DA - VERIFICATION

Short-Term Investments

	1	2
	Year To Date	Prior Year Ended December 31
1. Book/adjusted carrying value, December 31 of prior year	29,723,863	20,000
2. Cost of short-term investments acquired	0	29,432,037
3. Accrual of discount	276,137	291,826
4. Unrealized valuation increase (decrease)	0	0
5. Total gain (loss) on disposals	0	0
6. Deduct consideration received on disposals	30,000,000	20,000
7. Deduct amortization of premium	0	0
8. Total foreign exchange change in book/adjusted carrying value	0	0
9. Deduct current year's other than temporary impairment recognized	0	0
10. Book/adjusted carrying value at end of current period (Lines 1+2+3+4+5-6-7+8-9)	0	29,723,863
11. Deduct total nonadmitted amounts	0	0
12. Statement value at end of current period (Line 10 minus Line 11)	0	29,723,863

Schedule DB - Part A - Verification - Options, Caps, Floors, Collars, Swaps and Forwards

N O N E

Schedule DB - Part B - Verification - Futures Contracts

N O N E

Schedule DB - Part C - Section 1 - Replication (Synthetic Asset) Transactions (RSATs) Open

N O N E

Schedule DB-Part C-Section 2-Reconciliation of Replication (Synthetic Asset) Transactions Open

N O N E

Schedule DB - Verification - Book/Adjusted Carrying Value, Fair Value and Potential Exposure of
Derivatives

N O N E

SCHEDULE E - PART 2 - VERIFICATION

(Cash Equivalents)

	1	2
	Year To Date	Prior Year Ended December 31
1. Book/adjusted carrying value, December 31 of prior year	133,446,992	134,333,598
2. Cost of cash equivalents acquired	17,611,888,803	21,836,668,672
3. Accrual of discount	21,325,823	9,571,211
4. Unrealized valuation increase (decrease)	0	0
5. Total gain (loss) on disposals	72	3,491
6. Deduct consideration received on disposals	16,738,159,495	21,847,113,953
7. Deduct amortization of premium	0	16,028
8. Total foreign exchange change in book/adjusted carrying value	0	0
9. Deduct current year's other than temporary impairment recognized	0	0
10. Book/adjusted carrying value at end of current period (Lines 1+2+3+4+5-6-7+8-9)	1,028,502,195	133,446,992
11. Deduct total nonadmitted amounts	0	0
12. Statement value at end of current period (Line 10 minus Line 11)	1,028,502,195	133,446,992

Schedule A - Part 2 - Real Estate Acquired and Additions Made

N O N E

Schedule A - Part 3 - Real Estate Disposed

N O N E

Schedule B - Part 2 - Mortgage Loans Acquired and Additions Made

N O N E

Schedule B - Part 3 - Mortgage Loans Disposed, Transferred or Repaid

N O N E

Schedule BA - Part 2 - Other Long-Term Invested Assets Acquired and Additions Made

N O N E

Schedule BA - Part 3 - Other Long-Term Invested Assets Disposed, Transferred or Repaid

N O N E

STATEMENT AS OF SEPTEMBER 30, 2023 OF THE Arcadian Health Plan, Inc.

SCHEDULE D - PART 3

Show All Long-Term Bonds and Stock Acquired During the Current Quarter

1 CUSIP Identification	2 Description	3 Foreign	4 Date Acquired	5 Name of Vendor	6 Number of Shares of Stock	7 Actual Cost	8 Par Value	9 Paid for Accrued Interest and Dividends	10 NAIC Designation, NAIC Designation Modifier and SVO Admini- strative Symbol	
91282C-HJ-3	UNITED STATES TREASURY		07/03/2023	CITADEL SECURITIES LLC		985,315	1,000,000	510	1.A	
91282C-HX-2	UNITED STATES TREASURY		08/30/2023	BMOOI/BONDS		5,021,883	5,000,000	0	1.B FE	
91282C-HX-2	UNITED STATES TREASURY		09/25/2023	SCOTIA CAPITAL (USA) INC./NOVAAGENCY		3,956,725	4,000,000	12,500	1.B FE	
0109999999	Subtotal - Bonds - U.S. Governments						9,963,923	10,000,000	13,010	XXX
3133EP-VG-7	FEDERAL FARM CREDIT BANKS FUNDING CORP		08/30/2023	First Tennessee Bank		10,000,000	10,000,000	0	1.B FE	
0909999999	Subtotal - Bonds - U.S. Special Revenues						10,000,000	10,000,000	0	XXX
02665W-EM-9	AMERICAN HONDA FINANCE CORP		07/05/2023	CITIGROUP GLOBAL MARKETS INC.		1,969,133	1,970,000	0	1.G FE	
19828T-AB-2	COLUMBIA PIPELINES OPERATING COMPANY LLC		08/02/2023	BONY/TORONTO DOMINION SECURITI		1,830,341	1,831,000	0	2.A FE	
337738-BH-0	FISERV INC		08/14/2023	WELLS FARGO SECURITIES		2,454,507	2,475,000	0	2.B FE	
36270X-AD-6	GSIBS 23PJ4 A3 - RMBS		08/18/2023	GOLDMAN		2,941,406	3,000,000	15,000	1.A FE	
375558-BZ-5	GILEAD SCIENCES INC		09/07/2023	CITIGROUP GLOBAL MARKETS INC.		678,898	680,000	0	2.A FE	
46655L-AE-4	JPMIT 22LTV2 A3 - CMO/RMBS		09/08/2023	JP MORGAN SECS INC. - FIXED INCOME		790,330	930,189	1,001	1.A FE	
502431-AQ-2	L3HARRIS TECHNOLOGIES INC		07/27/2023	Bank of America Securities		1,363,539	1,365,000	0	2.B FE	
571748-BU-5	MARSH & MCLENNAN COMPANIES INC		09/06/2023	Bank of America Securities		2,291,191	2,300,000	0	1.G FE	
655844-CR-7	NORFOLK SOUTHERN CORP		07/31/2023	WELLS FARGO SECURITIES		2,165,573	2,170,000	0	2.A FE	
78409V-BP-8	S&P GLOBAL INC		09/07/2023	Bank of America Securities		369,600	370,000	0	1.G FE	
883556-CW-0	THERMO FISHER SCIENTIFIC INC		08/07/2023	GOLDMAN		2,045,000	2,045,000	0	1.G FE	
1109999999	Subtotal - Bonds - Industrial and Miscellaneous (Unaffiliated)						18,899,520	19,136,189	16,001	XXX
2509999997	Total - Bonds - Part 3						38,863,443	39,136,189	29,010	XXX
2509999998	Total - Bonds - Part 5						XXX	XXX	XXX	XXX
2509999999	Total - Bonds						38,863,443	39,136,189	29,010	XXX
4509999997	Total - Preferred Stocks - Part 3						0	XXX	0	XXX
4509999998	Total - Preferred Stocks - Part 5						XXX	XXX	XXX	XXX
4509999999	Total - Preferred Stocks						0	XXX	0	XXX
5989999997	Total - Common Stocks - Part 3						0	XXX	0	XXX
5989999998	Total - Common Stocks - Part 5						XXX	XXX	XXX	XXX
5989999999	Total - Common Stocks						0	XXX	0	XXX
5999999999	Total - Preferred and Common Stocks						0	XXX	0	XXX
6009999999	Totals						38,863,443	XXX	29,010	XXX

STATEMENT AS OF SEPTEMBER 30, 2023 OF THE Arcadian Health Plan, Inc.

SCHEDULE D - PART 4

Show All Long-Term Bonds and Stock Sold, Redeemed or Otherwise Disposed of During the Current Quarter

1	2	3	4	5	6	7	8	9	10	Change In Book/Adjusted Carrying Value					16	17	18	19	20	21	22	
										11	12	13	14	15								
CUSIP Identification	Description	Foreign	Disposal Date	Name of Purchaser	Number of Shares of Stock	Consideration	Par Value	Actual Cost	Prior Year Book/Adjusted Carrying Value	Unrealized Valuation Increase/(Decrease)	Current Year's (Amortization)/Accretion	Current Year's Other Than Temporary Impairment Recognized	Total Change in Book/Adjusted Carrying Value (11 + 12 - 13)	Total Foreign Exchange Change in Book /Adjusted Carrying Value	Book/Adjusted Carrying Value at Disposal Date	Foreign Exchange Gain (Loss) on Disposal	Realized Gain (Loss) on Disposal	Total Gain (Loss) on Disposal	Bond Interest/Stock Dividends Received During Year	Stated Contractual Maturity Date	NAIC Designation, NAIC Designation Modifier and SVO Administrative Symbol	
..36202E-LJ-6	G2 003929 - RMBS		09/01/2023	Paydown		158	158	157	157	0	1	0	1	0	158	0	0	0	5	12/20/2036	1.A	
..36290R-OT-3	GN 615266 - RMBS		09/01/2023	Paydown		231	231	228	229	0	2	0	2	0	231	0	0	0	8	06/15/2033	1.A	
0109999999. Subtotal - Bonds - U.S. Governments											0	4	0	4	0	390	0	0	0	13	XXX	XXX
..677521-YD-2	OHIO ST		08/01/2023	Maturity @ 100.00		410,000	410,000	467,913	417,877	0	(7,877)	0	(7,877)	0	410,000	0	0	0	20,500	08/01/2023	1.B FE	
0709999999. Subtotal - Bonds - U.S. Political Subdivisions of States, Territories and Possessions											0	(7,877)	0	(7,877)	0	410,000	0	0	0	20,500	XXX	XXX
..3131XX-WS-6	FH ZM4257 - RMBS		09/01/2023	Paydown		121,751	121,751	129,588	134,071	0	(12,320)	0	(12,320)	0	121,751	0	0	0	2,751	09/01/2047	1.A	
..3132AD-T9-9	FH ZT1476 - RMBS		09/01/2023	Paydown		2,125	2,125	2,266	2,357	0	(232)	0	(232)	0	2,125	0	0	0	49	02/01/2048	1.A	
..3132D6-N2-2	FH SB8509 - RMBS		09/01/2023	Paydown		72,447	72,447	75,866	75,684	0	(3,237)	0	(3,237)	0	72,447	0	0	0	966	01/01/2036	1.A	
..3132DN-7K-3	FH SD1798 - RMBS		09/01/2023	Paydown		11,272	11,272	11,436	11,436	0	(164)	0	(164)	0	11,272	0	0	0	417	11/01/2052	1.A	
..3132DN-7L-1	FH SD1799 - RMBS		09/01/2023	Paydown		19,150	19,150	19,410	19,410	0	(261)	0	(261)	0	19,150	0	0	0	682	11/01/2052	1.A	
..3132DN-E2-5	FH SD1053 - RMBS		09/01/2023	Paydown		83,703	83,703	84,082	84,071	0	(369)	0	(369)	0	83,703	0	0	0	1,889	06/01/2052	1.A	
..3132DN-G5-6	FH SD1120 - RMBS		09/01/2023	Paydown		59,669	59,669	60,676	60,676	0	(1,007)	0	(1,007)	0	59,669	0	0	0	1,627	06/01/2052	1.A	
..3132DN-VJ-9	FH SD1517 - RMBS		09/01/2023	Paydown		17,925	17,925	17,948	17,948	0	(22)	0	(22)	0	17,925	0	0	0	558	09/01/2052	1.A	
..3132DP-E7-9	FH SD1958 - RMBS		09/01/2023	Paydown		8,199	8,199	8,346	8,346	0	(147)	0	(147)	0	8,199	0	0	0	281	11/01/2052	1.A	
..3132DP-GC-6	FH SD1995 - RMBS		09/01/2023	Paydown		65,842	65,842	67,642	0	(1,800)	0	(1,800)	0	65,842	0	0	0	1,739	12/01/2052	1.A		
..3132DP-HL-5	FH SD2035 - RMBS		09/01/2023	Paydown		198,465	198,465	205,101	0	(6,636)	0	(6,636)	0	198,465	0	0	0	4,904	11/01/2052	1.A		
..3132DP-KY-3	FH SD2111 - RMBS		09/01/2023	Paydown		10,832	10,832	10,540	0	292	0	292	0	10,832	0	0	0	69	12/01/2052	1.A		
..3132DQ-C6-1	FH SD2793 - RMBS		09/01/2023	Paydown		6,703	6,703	6,541	0	161	0	161	0	6,703	0	0	0	44	03/01/2053	1.A		
..3132DQ-QV-1	FH SD3168 - RMBS		09/01/2023	Paydown		19,757	19,757	19,603	0	154	0	154	0	19,757	0	0	0	182	06/01/2053	1.A		
..3132DV-LA-1	FH SD7521 - RMBS		09/01/2023	Paydown		144,569	144,569	154,745	155,454	0	(10,886)	0	(10,886)	0	144,569	0	0	0	2,413	07/01/2050	1.A	
..3132DV-LC-7	FH SD7523 - RMBS		09/01/2023	Paydown		77,345	77,345	82,505	82,922	0	(5,577)	0	(5,577)	0	77,345	0	0	0	1,287	08/01/2050	1.A	
..3132WH-GW-9	FH Q43812 - RMBS		09/01/2023	Paydown		66	66	71	75	0	(9)	0	(9)	0	66	0	0	0	2	09/01/2046	1.A	
..31334Y-P5-0	FH QA2244 - RMBS		09/01/2023	Paydown		8,760	8,760	9,298	9,519	0	(759)	0	(759)	0	8,760	0	0	0	176	07/01/2046	1.A	
..3133AG-BN-8	FH QB9045 - RMBS		09/01/2023	Paydown		49,691	49,691	51,112	51,027	0	(1,336)	0	(1,336)	0	49,691	0	0	0	621	02/01/2051	1.A	
..3133AG-BR-9	FH QB9048 - RMBS		09/01/2023	Paydown		61,042	61,042	62,558	62,548	0	(1,506)	0	(1,506)	0	61,042	0	0	0	842	02/01/2051	1.A	
..3133BQ-5W-2	FH QF3561 - RMBS		09/01/2023	Paydown		54,806	54,806	55,783	55,785	0	(979)	0	(979)	0	54,806	0	0	0	1,896	11/01/2052	1.A	
..3133KK-3X-5	FH RA4414 - RMBS		09/01/2023	Paydown		224,623	224,623	238,732	239,482	0	(14,860)	0	(14,860)	0	224,623	0	0	0	3,785	01/01/2051	1.A	
..3133KN-KX-0	FH RA6610 - RMBS		09/01/2023	Paydown		557,395	557,395	570,383	570,035	0	(12,640)	0	(12,640)	0	557,395	0	0	0	10,999	01/01/2052	1.A	
..3133KP-YM-4	FEDERAL HOME LOAN MORTGAGE CORPORATION		09/01/2023	Paydown		28,104	28,104	27,371	0	733	0	733	0	28,104	0	0	0	523	09/01/2052	1.A		
..3133KQ-VZ-6	FH RA8732 - RMBS		09/01/2023	Paydown		70,439	70,439	70,120	0	319	0	319	0	70,439	0	0	0	580	03/01/2053	1.A		
..3133KQ-XY-7	FH RA8795 - RMBS		09/01/2023	Paydown		431,180	431,180	441,016	0	(9,836)	0	(9,836)	0	431,180	0	0	0	8,191	04/01/2053	1.A		
..3136B1-PP-4	FNR 2018-14 PA - CMO/RMBS		09/01/2023	Paydown		30,450	30,450	30,878	30,778	0	(328)	0	(328)	0	30,450	0	0	0	694	04/25/2047	1.A	
..3137BP-DW-6	FHR 4583 UP - CMO/RMBS		09/01/2023	Paydown		16,546	16,546	17,320	17,295	0	(749)	0	(749)	0	16,546	0	0	0	333	07/15/2045	1.A	
..3137BS-ZE-6	FHR 4631 GP - CMO/RMBS		09/01/2023	Paydown		17,162	17,162	18,379	18,266	0	(1,104)	0	(1,104)	0	17,162	0	0	0	405	03/15/2046	1.A	
..3140HD-7A-6	FN BK0888 - RMBS		09/01/2023	Paydown		75,770	75,770	81,832	89,233	0	(13,463)	0	(13,463)	0	75,770	0	0	0	1,996	07/01/2048	1.A	
..3140J8-UX-9	FN BMA197 - RMBS		09/01/2023	Paydown		2,869	2,869	3,042	3,112	0	(243)	0	(243)	0	2,869	0	0	0	56	03/01/2047	1.A	
..3140KQ-PH-8	FN BQ4923 - RMBS		09/01/2023	Paydown		77,204	77,204	80,715	80,543	0	(3,338)	0	(3,338)	0	77,204	0	0	0	1,028	10/01/2050	1.A	
..3140KV-EU-0	FN BQ9146 - RMBS		09/01/2023	Paydown		44,171	44,171	45,793	45,810	0	(1,639)	0	(1,639)	0	44,171	0	0	0	538	12/01/2050	1.A	
..3140KV-F5-4	FN BQ9187 - RMBS		09/01/2023	Paydown		93,834	93,834	97,324	97,422	0	(3,588)	0	(3,588)	0	93,834	0	0	0	1,250	01/01/2051	1.A	
..3140KV-GN-4	FN BQ9204 - RMBS		09/01/2023	Paydown		46,379	46,379	48,104	48,089	0	(1,710)	0	(1,710)	0	46,379	0	0	0	643	01/01/2051	1.A	
..3140KV-SP-2	FN BRO525 - RMBS		09/01/2023	Paydown		9,363	9,363	9,749	9,755	0	(392)	0	(392)	0	9,363	0	0	0	124	12/01/2050	1.A	
..3140LO-C8-8	FN BR1894 - RMBS		09/01/2023	Paydown		41,975	41,975	43,572	43,524	0	(1,550)	0	(1,550)	0	41,975	0	0	0	533	01/01/2051	1.A	
..3140LO-D4-6	FN BR1922 - RMBS		09/01/2023	Paydown		27,576	27,576	28,653	28,662	0	(1,086)	0	(1,086)	0	27,576	0	0	0	369	01/01/2051	1.A	
..3140LO-DR-5	FN BR1911 - RMBS		09/01/2023	Paydown		46,317	46,317	48,032	48,024	0	(1,707)	0	(1,707)	0	46,317	0	0	0	616	01/01/2051	1.A	
..3140MR-2N-6	FN BWO780 - RMBS		09/01/2023	Paydown		18,280	18,280	18,506	18,505	0	(225)	0	(225)	0	18,280	0	0	0	500	08/01/2052	1.A	
..3140N3-A5-8	FN BWO927 - RMBS		09/01/2023	Paydown		27,337	27,337	27,704	27,705	0	(369)	0	(369)	0	27,337	0	0	0	1,090	10/01/2052	1.A	

E05

STATEMENT AS OF SEPTEMBER 30, 2023 OF THE Arcadian Health Plan, Inc.

SCHEDULE D - PART 4

Show All Long-Term Bonds and Stock Sold, Redeemed or Otherwise Disposed of During the Current Quarter

1	2	3	4	5	6	7	8	9	10	Change In Book/Adjusted Carrying Value					16	17	18	19	20	21	22
										11	12	13	14	15							
CUSIP Identification	Description	Foreign	Disposal Date	Name of Purchaser	Number of Shares of Stock	Consideration	Par Value	Actual Cost	Prior Year Book/Adjusted Carrying Value	Unrealized Valuation Increase/(Decrease)	Current Year's (Amortization)/Accretion	Current Year's Other Than Temporary Impairment Recognized	Total Change in Book/Adjusted Carrying Value (11 + 12 - 13)	Total Foreign Exchange Change in Book /Adjusted Carrying Value	Book/Adjusted Carrying Value at Disposal Date	Foreign Exchange Gain (Loss) on Disposal	Realized Gain (Loss) on Disposal	Total Gain (Loss) on Disposal	Bond Interest/Stock Dividends Received During Year	Stated Contractual Maturity Date	NAIC Designation, NAIC Designation Modifier and SVO Administrative Symbol
..3140N3-AQ-2	FN BWS914 - RMBS		09/01/2023	Paydown		14,804	14,804	15,035	0	0	(231)	0	(231)	0	14,804	0	0	0	371	10/01/2052	1.A
..3140O9-4Z-3	FN CA2639 - RMBS		09/01/2023	Paydown		19,942	19,942	19,621	0	0	321	0	321	0	19,942	0	0	0	136	11/01/2048	1.A
..3140QE-AP-7	FN CA6313 - RMBS		09/01/2023	Paydown		89,950	89,950	96,050	97,875	0	(7,925)	0	(7,925)	0	89,950	0	0	0	1,779	07/01/2050	1.A
..3140QE-DX-7	FN CA6417 - RMBS		09/01/2023	Paydown		16,030	16,030	17,137	17,405	0	(1,376)	0	(1,376)	0	16,030	0	0	0	317	07/01/2050	1.A
..3140QE-KY-7	FN CA6610 - RMBS		09/01/2023	Paydown		17,256	17,256	18,448	18,777	0	(1,521)	0	(1,521)	0	17,256	0	0	0	349	08/01/2050	1.A
..3140QE-YJ-5	FN CA7012 - RMBS		09/01/2023	Paydown		209,001	209,001	214,445	214,445	0	(5,444)	0	(5,444)	0	209,001	0	0	0	2,804	09/01/2050	1.A
..3140QF-4E-6	FN CA8020 - RMBS		09/01/2023	Paydown		99,011	99,011	105,106	105,190	0	(6,179)	0	(6,179)	0	99,011	0	0	0	1,611	12/01/2050	1.A
..3140QG-3C-9	FN CA8894 - RMBS		09/01/2023	Paydown		103,260	103,260	110,263	110,205	0	(6,944)	0	(6,944)	0	103,260	0	0	0	1,700	02/01/2051	1.A
..3140QG-U4-7	FN CA8702 - RMBS		09/01/2023	Paydown		384,378	384,378	410,624	408,028	0	(23,596)	0	(23,596)	0	384,378	0	0	0	6,497	01/01/2036	1.A
..3140QP-ZB-6	FN CB2657 - RMBS		09/01/2023	Paydown		32,807	32,807	33,474	33,447	0	(639)	0	(639)	0	32,807	0	0	0	645	01/01/2052	1.A
..3140QM-VP-6	FN CB2421 - RMBS		09/01/2023	Paydown		209,126	209,126	220,579	220,053	0	(10,927)	0	(10,927)	0	209,126	0	0	0	4,287	12/01/2051	1.A
..3140QP-BG-1	FN CB3638 - RMBS		09/01/2023	Paydown		104,035	104,035	105,725	105,710	0	(1,675)	0	(1,675)	0	104,035	0	0	0	3,187	05/01/2052	1.A
..3140QP-ZB-6	FN CB4337 - RMBS		09/01/2023	Paydown		54,497	54,497	55,502	55,494	0	(986)	0	(986)	0	54,497	0	0	0	1,550	08/01/2052	1.A
..3140QP-ZE-0	FN CB4340 - RMBS		09/01/2023	Paydown		24,091	24,091	24,188	24,185	0	(95)	0	(95)	0	24,091	0	0	0	729	08/01/2052	1.A
..3140QQ-GA-7	FN CB4692 - RMBS		09/01/2023	Paydown		93,500	93,500	95,692	95,699	0	(2,199)	0	(2,199)	0	93,500	0	0	0	3,399	09/01/2052	1.A
..3140QQ-UM-5	FN CB5087 - RMBS		09/01/2023	Paydown		9,523	9,523	9,718	9,718	0	(195)	0	(195)	0	9,523	0	0	0	363	11/01/2052	1.A
..3140X4-DF-0	FN FM1001 - RMBS		09/01/2023	Paydown		2,865	2,865	3,055	3,168	0	(304)	0	(304)	0	2,865	0	0	0	65	11/01/2048	1.A
..3140X6-SF-9	FN FM3217 - RMBS		09/01/2023	Paydown		53,097	53,097	50,077	0	0	3,020	0	3,020	0	53,097	0	0	0	934	05/01/2050	1.A
..3140X6-UC-3	FN FM3278 - RMBS		09/01/2023	Paydown		1,757	1,757	1,943	1,943	0	(187)	0	(187)	0	1,757	0	0	0	41	11/01/2048	1.A
..3140X8-3F-2	FN FMS297 - RMBS		09/01/2023	Paydown		3,264	3,264	3,490	3,569	0	(305)	0	(305)	0	3,264	0	0	0	66	11/01/2050	1.A
..3140X8-G6-8	FN FM4720 - RMBS		09/01/2023	Paydown		103,820	103,820	110,925	112,708	0	(8,888)	0	(8,888)	0	103,820	0	0	0	2,058	10/01/2050	1.A
..3140X8-UU-9	FN FMS094 - RMBS		09/01/2023	Paydown		312,934	312,934	334,325	348,686	0	(35,752)	0	(35,752)	0	312,934	0	0	0	7,245	06/01/2049	1.A
..3140X8-WR-4	FN FMS155 - RMBS		09/01/2023	Paydown		25,722	25,722	26,731	26,699	0	(978)	0	(978)	0	25,722	0	0	0	328	12/01/2050	1.A
..3140X8-Y6-8	FN FMS232 - RMBS		09/01/2023	Paydown		2,249	2,249	2,404	2,449	0	(200)	0	(200)	0	2,249	0	0	0	45	06/01/2050	1.A
..3140X8-Y7-6	FN FMS233 - RMBS		09/01/2023	Paydown		22,275	22,275	23,737	23,858	0	(1,583)	0	(1,583)	0	22,275	0	0	0	484	11/01/2050	1.A
..3140X8-YK-7	FN FMS213 - RMBS		09/01/2023	Paydown		60,715	60,715	63,196	63,136	0	(2,421)	0	(2,421)	0	60,715	0	0	0	805	12/01/2050	1.A
..3140X9-JB-2	FN FMS657 - RMBS		09/01/2023	Paydown		2,246	2,246	2,394	2,436	0	(190)	0	(190)	0	2,246	0	0	0	47	12/01/2050	1.A
..3140X9-JK-2	FN FMS665 - RMBS		09/01/2023	Paydown		3,378	3,378	3,603	3,722	0	(344)	0	(344)	0	3,378	0	0	0	81	08/01/2048	1.A
..3140X9-TY-1	FN FMS966 - RMBS		09/01/2023	Paydown		64,347	64,347	65,855	65,801	0	(1,455)	0	(1,455)	0	64,347	0	0	0	838	02/01/2051	1.A
..3140XC-4Z-8	FN FMS939 - RMBS		09/01/2023	Paydown		129,513	129,513	130,738	130,676	0	(1,162)	0	(1,162)	0	129,513	0	0	0	1,679	10/01/2051	1.A
..3140XG-CH-0	FN FS0971 - RMBS		09/01/2023	Paydown		97,700	97,700	98,250	98,244	0	(54)	0	(54)	0	97,700	0	0	0	2,211	01/01/2052	1.A
..3140XG-TV-1	FN FS1463 - RMBS		09/01/2023	Paydown		200,383	200,383	194,935	0	0	5,448	0	5,448	0	200,383	0	0	0	3,957	05/01/2051	1.A
..3140XG-WM-7	FN FS1551 - RMBS		09/01/2023	Paydown		52,917	52,917	53,314	53,318	0	(400)	0	(400)	0	52,917	0	0	0	1,544	03/01/2050	1.A
..3140XG-WS-4	FN FS1556 - RMBS		09/01/2023	Paydown		62,301	62,301	58,796	0	0	3,504	0	3,504	0	62,301	0	0	0	1,112	05/01/2052	1.A
..3140XH-3U-9	FN FS2610 - RMBS		09/01/2023	Paydown		53,628	53,628	54,458	54,439	0	(810)	0	(810)	0	53,628	0	0	0	1,608	08/01/2052	1.A
..3140XH-6Y-8	FN FS2686 - RMBS		09/01/2023	Paydown		118,708	118,708	119,561	119,563	0	(856)	0	(856)	0	118,708	0	0	0	3,747	08/01/2052	1.A
..3140XJ-LC-5	FN FS3022 - RMBS		09/01/2023	Paydown		17,574	17,574	17,079	0	0	494	0	494	0	17,574	0	0	0	337	10/01/2052	1.A
..3140XJ-WK-5	FN FS3349 - RMBS		09/01/2023	Paydown		61,139	61,139	59,840	0	0	1,299	0	1,299	0	61,139	0	0	0	526	09/01/2052	1.A
..3140XJ-YR-8	FN FS3419 - RMBS		09/01/2023	Paydown		220,073	220,073	225,609	225,604	0	(5,531)	0	(5,531)	0	220,073	0	0	0	7,072	12/01/2052	1.A
..3140XK-FD-7	FN FS3763 - RMBS		09/01/2023	Paydown		221,459	221,459	228,864	0	0	(7,405)	0	(7,405)	0	221,459	0	0	0	5,501	01/01/2053	1.A
..31410L-YE-7	FN 890877 - RMBS		09/01/2023	Paydown		5,172	5,172	5,516	5,712	0	(540)	0	(540)	0	5,172	0	0	0	119	07/01/2048	1.A
..31418C-MG-6	FN MA3058 - RMBS		09/01/2023	Paydown		111,944	111,944	120,998	127,833	0	(15,889)	0	(15,889)	0	111,944	0	0	0	2,961	07/01/2047	1.A
..31418C-U7-7	FN MA3305 - RMBS		09/01/2023	Paydown		5,275	5,275	5,625	5,625	0	(559)	0	(559)	0	5,275	0	0	0	121	03/01/2048	1.A
..31418C-V2-7	FN MA3332 - RMBS		09/01/2023	Paydown		6,698	6,698	7,143	7,428	0	(729)	0	(729)	0	6,698	0	0	0	153	04/01/2048	1.A
..31418D-HL-9	FN MA3834 - RMBS		09/01/2023	Paydown		30,811	30,811	32,192	33,180	0	(2,369)	0	(2,369)	0	30,811	0	0	0	613	11/01/2049	1.A
..35563P-GG-8	SCRT 2018-3 MA - CMO/RMBS		09/01/2023	Paydown		55,728	55,728	55,426	55,485	0	243	0	243	0	55,728	0	0	0	1,294	08/27/2057	1.A

STATEMENT AS OF SEPTEMBER 30, 2023 OF THE Arcadian Health Plan, Inc.

SCHEDULE D - PART 4

Show All Long-Term Bonds and Stock Sold, Redeemed or Otherwise Disposed of During the Current Quarter

1	2	3	4	5	6	7	8	9	10	Change In Book/Adjusted Carrying Value					16	17	18	19	20	21	22
										11	12	13	14	15							
CUSIP Identification	Description	Foreign	Disposal Date	Name of Purchaser	Number of Shares of Stock	Consideration	Par Value	Actual Cost	Prior Year Book/ Adjusted Carrying Value	Unrealized Valuation Increase/ (Decrease)	Current Year's (Amortization)/ Accretion	Current Year's Other Than Temporary Impairment Recognized	Total Change in Book/ Adjusted Carrying Value (11 + 12 - 13)	Total Foreign Exchange Change in Book /Adjusted Carrying Value	Book/ Adjusted Carrying Value at Disposal Date	Foreign Exchange Gain (Loss) on Disposal	Realized Gain (Loss) on Disposal	Total Gain (Loss) on Disposal	Bond Interest/ Stock Dividends Received During Year	Stated Contractual Maturity Date	NAIC Designation, NAIC Designation Modifier and SVO Administrative Symbol
..35563P-JF-7	SCRT 2019-1 MA - CMO/RMBS		09/01/2023	Paydown		77,225	77,225	77,668	77,850	0	(626)	0	(626)	0	77,225	0	0	0	1,806	07/25/2058	1.A
..35563P-KG-3	SCRT 2019-2 MA - CMO/RMBS		09/01/2023	Paydown		21,926	21,926	22,262	22,143	0	(217)	0	(217)	0	21,926	0	0	0	509	08/26/2058	1.A
..35563P-LH-0	SCRT 2019-3 MA - CMO/RMBS		09/01/2023	Paydown		45,143	45,143	47,186	46,659	0	(1,517)	0	(1,517)	0	45,143	0	0	0	1,046	10/25/2058	1.A
..35563P-ML-0	SCRT 2019-4 MA - CMO/RMBS		09/01/2023	Paydown		57,374	57,374	58,631	58,299	0	(925)	0	(925)	0	57,374	0	0	0	1,152	02/25/2059	1.A
..92817T-GC-4	VIRGINIA ST PUB SCH AUTH SPL OBLIG PRINC		08/01/2023	Maturity @ 100.00		25,000	25,000	30,959	25,504	0	(504)	0	(504)	0	25,000	0	0	0	1,250	08/01/2023	1.A FE
0909999999. Subtotal - Bonds - U.S. Special Revenues						6,798,662	6,798,662	7,030,575	5,569,739	0	(263,260)	0	(263,260)	0	6,798,662	0	0	0	140,725	XXX	XXX
..00912X-BC-7	AIR LEASE CORP		07/03/2023	Maturity @ 100.00		570,000	570,000	565,326	569,489	0	511	0	511	0	570,000	0	0	0	22,088	07/03/2023	2.B FE
..013817-AW-1	HOIMET AEROSPACE INC		08/02/2023	Various		206,000	206,000	207,030	202,950	3,359	(141)	0	3,218	0	206,167	0	(167)	(167)	7,162	10/01/2024	3.A FE
..03328Q-AY-7	ANCHC 6 ARR - CDO	C	07/17/2023	Paydown		781,630	781,630	781,630	781,630	0	0	0	0	0	781,630	0	0	0	34,130	07/15/2030	1.A FE
..03328Y-AA-2	ANCHC 1-R A1 - CDO	C	07/13/2023	Paydown		141,932	141,932	140,751	145,848	0	(3,917)	0	(3,917)	0	141,932	0	0	0	6,084	04/14/2031	1.A FE
..04015N-AG-9	APES XXXVII A1R - CDO	C	07/17/2023	Paydown		5,448	5,448	5,448	5,448	0	0	0	0	0	5,448	0	0	0	243	10/15/2030	1.A FE
..04965C-AJ-7	ATRM XLI AR - CDO		07/24/2023	Paydown		8,083	8,083	8,032	8,019	0	64	0	64	0	8,083	0	0	0	345	04/22/2027	1.A FE
..04966H-AA-4	ATRM XLI A1 - CDO	C	07/24/2023	Paydown		20,718	20,718	20,785	21,517	0	(799)	0	(799)	0	20,718	0	0	0	940	11/21/2030	1.A FE
..05605A-AA-7	BX 2019-XL A - CMBS		07/15/2023	Paydown		617,789	617,789	617,971	621,461	0	(3,673)	0	(3,673)	0	617,789	0	0	0	21,071	10/15/2036	1.A FE
..05608W-AA-2	BX 2021-SOAR A - CMBS		07/17/2023	Paydown		155,115	155,115	155,115	155,115	0	0	0	0	0	155,115	0	0	0	4,965	06/15/2038	1.A FE
..05609B-AV-1	BX 21LBA AV - CMBS		07/15/2023	Paydown		156,893	156,893	156,893	156,893	0	0	0	0	0	156,893	0	0	0	5,204	02/15/2036	1.A FE
..05610H-AA-1	BX 22LP2 A - CMBS		07/15/2023	Paydown		534,809	534,809	532,523	538,780	0	(3,972)	0	(3,972)	0	534,809	0	0	0	18,173	02/16/2027	1.A FE
..05610H-AA-7	BX 22LP2 B - CMBS		07/15/2023	Paydown		295,801	295,801	294,538	298,639	0	(2,837)	0	(2,837)	0	295,801	0	0	0	10,573	02/16/2027	1.D FE
..06540R-AC-8	BANK 2017-BNK9 ASB - CMBS		09/01/2023	Paydown		38,661	38,661	39,800	39,517	0	(856)	0	(856)	0	38,661	0	0	0	891	11/18/2054	1.A FE
..06759F-AB-2	BABS 2015-I1 AR - CDO	C	07/20/2023	Paydown		12,977	12,977	12,977	12,977	0	0	0	0	0	12,977	0	0	0	586	10/21/2030	1.A FE
..10112R-BB-9	BOSTON PROPERTIES LP		09/26/2023	SECURITI		839,880	1,000,000	998,150	998,733	0	131	0	131	0	998,864	0	(158,984)	(158,984)	26,161	06/21/2029	2.A FE
..106230-AA-3	BRELPO 2022 A1 - ABS		09/01/2023	Paydown		138,569	138,569	138,569	138,569	0	0	0	0	0	138,569	0	0	0	4,960	09/01/2033	1.A FE
..12543P-AK-9	CIHL 2006-21 A10 - CMO/RMBS		09/01/2023	Paydown		129	113	96	55	10	64	0	74	0	129	0	0	0	4	02/25/2037	4.B FE
..126307-AZ-0	CSC HOLDINGS LLC		09/26/2023	Bank of America Securities		244,481	295,000	328,188	241,163	69,573	(4,181)	0	65,392	0	306,555	0	(62,074)	(62,074)	22,211	02/01/2029	4.B FE
..17329M-CL-1	CMITI 21J2 A7A - CMO/RMBS		09/01/2023	Paydown		7,295	7,295	7,447	7,444	0	(149)	0	(149)	0	7,295	0	0	0	116	07/25/2051	1.A FE
..18977C-AA-2	COSERV 2022 A1 - ABS		08/15/2023	Paydown		636	636	636	636	0	0	0	0	0	636	0	0	0	22	08/15/2038	1.A FE
..19425A-AA-2	CASL 2021-B A1 - ABS		09/25/2023	Paydown		3,705	3,705	3,705	3,705	0	0	0	0	0	3,705	0	0	0	141	06/25/2052	1.A FE
..19425A-AB-0	CASL 2021-B A2 - ABS		09/25/2023	Paydown		2,340	2,340	2,340	2,340	0	0	0	0	0	2,340	0	0	0	27	06/25/2052	1.A FE
..22822V-AJ-0	CROWN CASTLE INC		07/15/2023	Maturity @ 100.00		260,000	260,000	259,038	259,898	0	102	0	102	0	260,000	0	0	0	8,190	07/15/2023	2.B FE
..24380L-AC-7	DORK 1 A - CDO		07/20/2023	Paydown		192,455	192,455	192,620	198,793	0	(6,338)	0	(6,338)	0	192,455	0	0	0	8,676	10/21/2030	1.A FE
..28165A-AA-7	EDVES 22A A - ABS		09/25/2023	Paydown		29,910	29,910	29,170	29,209	0	701	0	701	0	29,910	0	0	0	1,046	11/26/2040	1.A FE
..28166L-AA-2	EDVES 2021-A A - ABS		09/25/2023	Paydown		8,123	8,123	8,114	8,114	0	9	0	9	0	8,123	0	0	0	97	11/27/2045	1.A FE
..29373M-AB-5	EFF 213 A2 - ABS		09/20/2023	Paydown		290,326	290,326	278,895	279,249	0	11,077	0	11,077	0	290,326	0	0	0	1,483	08/20/2027	1.A FE
..29374F-AB-9	EFF 223 A2 - ABS		09/20/2023	Paydown		353,097	353,097	350,367	350,717	0	2,380	0	2,380	0	353,097	0	0	0	10,312	07/20/2029	1.A FE
..30298L-AE-1	FFRESB 2019-SB65 A1H - CMBS		09/01/2023	Paydown		6,942	6,942	6,967	6,946	0	(4)	0	(4)	0	6,942	0	0	0	116	05/25/2039	1.D FE
..33852F-AE-6	FSMT 2021-4 A5 - CMO/RMBS		09/01/2023	Paydown		65,649	65,649	67,310	67,193	0	(1,544)	0	(1,544)	0	65,649	0	0	0	1,093	06/26/2051	1.A FE
..33852H-AB-8	FSMT 2021- 81NV A3 - CMO/RMBS		09/01/2023	Paydown		6,832	6,832	6,946	6,943	0	(111)	0	(111)	0	6,832	0	0	0	116	09/25/2051	1.A FE
..33852J-AE-8	FSMT 217 A5 - CMO/RMBS		09/25/2023	Paydown		37,908	37,908	38,690	38,656	0	(748)	0	(748)	0	37,908	0	0	0	630	08/25/2051	1.A FE
..36262L-AJ-9	GSMS 2021-PJ6 A8 - CMO/RMBS		09/01/2023	Paydown		40,876	40,876	41,866	41,797	0	(920)	0	(920)	0	40,876	0	0	0	662	11/27/2051	1.A FE
..36262W-AJ-5	GSMS 21PJ8 A8 - CMO/RMBS		09/01/2023	Paydown		24,339	24,339	24,905	24,879	0	(541)	0	(541)	0	24,339	0	0	0	397	01/25/2052	1.A FE
..36263C-AH-2	GSMS 2021-PJ9 A8 - CMO/RMBS		09/01/2023	Paydown		27,347	27,347	27,945	27,925	0	(577)	0	(577)	0	27,347	0	0	0	457	02/26/2052	1.A FE
..36264D-AB-2	GSMS 2021-PJ2 A2 - CMO/RMBS		09/01/2023	Paydown		24,572	24,572	25,589	25,601	0	(1,029)	0	(1,029)	0	24,572	0	0	0	407	07/25/2051	1.A FE
..36264R-BH-7	GSMS 22PJ4 A24 - CMO/RMBS		09/25/2023	Paydown		31,794	31,794	30,055	30,089	0	1,705	0	1,705	0	31,794	0	0	0	605	09/25/2052	1.A FE
..36264Y-AA-8	GSMS 2021-ROSS A - CMBS		08/17/2023	GOLDMAN		812,044	920,000	920,000	920,000	0	0	0	0	0	920,000	0	(107,956)	(107,956)	38,148	06/16/2036	1.A FE
..36267E-BT-7	GSMS 2022-PJ2 A24 - CMO/RMBS		09/01/2023	Paydown		127,775	127,775	126,537	126,539	0	1,236	0	1,236	0	127,775	0	0	0	2,604	06/25/2052	1.A FE

E05.2

STATEMENT AS OF SEPTEMBER 30, 2023 OF THE Arcadian Health Plan, Inc.

SCHEDULE D - PART 4

Show All Long-Term Bonds and Stock Sold, Redeemed or Otherwise Disposed of During the Current Quarter

1	2	3	4	5	6	7	8	9	10	Change In Book/Adjusted Carrying Value					16	17	18	19	20	21	22
										11	12	13	14	15							
CUSIP Identification	Description	Foreign	Disposal Date	Name of Purchaser	Number of Shares of Stock	Consideration	Par Value	Actual Cost	Prior Year Book/Adjusted Carrying Value	Unrealized Valuation Increase/(Decrease)	Current Year's (Amortization)/Accretion	Current Year's Other Than Temporary Impairment Recognized	Total Change in Book/Adjusted Carrying Value (11 + 12 - 13)	Total Foreign Exchange Change in Book /Adjusted Carrying Value	Book/Adjusted Carrying Value at Disposal Date	Foreign Exchange Gain (Loss) on Disposal	Realized Gain (Loss) on Disposal	Total Gain (Loss) on Disposal	Bond Interest/Stock Dividends Received During Year	Stated Contractual Maturity Date	NAIC Designation, NAIC Designation Modifier and SVO Administrative Symbol
..36270X-AD-6	GSMS 23PJ4 A3 - RMBS		09/01/2023	Paydown		49,402	49,402	48,438	0	0	965	0	965	0	49,402	0	0	0	247	01/26/2054	1.A FE
..36318W-AK-6	GALXY XV ARR - CDO		07/17/2023	Paydown		38,884	38,884	38,884	38,884	0	0	0	0	0	38,884	0	0	0	1,674	10/15/2030	1.A FE
..44897B-AB-2	HALST 2022-C A2A - ABS		09/15/2023	Paydown		143,738	143,738	143,736	143,759	0	(20)	0	(20)	0	143,738	0	0	0	4,190	01/15/2025	1.A FE
..46592N-AC-0	JPMIT 217 A3 - CMO/RMBS		09/01/2023	Paydown		28,042	28,042	28,511	28,486	0	(444)	0	(444)	0	28,042	0	0	0	455	11/27/2051	1.A FE
..46651G-AE-9	JPMIT 2019-7 A5 - CMO/RMBS		09/01/2023	Paydown		7,128	7,128	7,132	7,133	0	(5)	0	(5)	0	7,128	0	0	0	152	02/25/2050	1.A FE
..46652F-AC-4	JPMIT 2020-4 A3 - CMO/RMBS		09/01/2023	Paydown		33,662	33,662	33,663	33,663	0	(2)	0	(2)	0	33,662	0	0	0	645	11/25/2050	1.A FE
..46652T-AC-4	JPMIT 2020-8 A3 - CMO/RMBS		09/01/2023	Paydown		20,469	20,469	21,654	21,655	0	(1,185)	0	(1,185)	0	20,469	0	0	0	429	03/27/2051	1.A FE
..46652V-AC-9	JPMIT 2021-4 A3 - CMO/RMBS		09/01/2023	Paydown		20,906	20,906	21,230	21,218	0	(311)	0	(311)	0	20,906	0	0	0	343	08/25/2051	1.A FE
..46652V-AE-5	JPMIT 2021-4 A3B - CMO/RMBS		09/01/2023	Paydown		20,817	20,817	20,684	20,688	0	130	0	130	0	20,817	0	0	0	273	08/25/2051	1.A FE
..46652V-BD-6	JPMIT 2021-4 A11 - CMO/RMBS		09/25/2023	Paydown		13,717	13,717	13,716	14,386	0	(670)	0	(670)	0	13,717	0	0	0	445	08/25/2051	1.A FE
..46653J-AC-5	JPMIT 2020-5 A3 - CMO/RMBS		09/01/2023	Paydown		28,214	28,214	28,249	28,253	0	(39)	0	(39)	0	28,214	0	0	0	551	12/26/2050	1.A FE
..46653P-AC-1	JPMIT 216 A3 - CMO/RMBS		09/01/2023	Paydown		40,214	40,214	40,899	40,868	0	(654)	0	(654)	0	40,214	0	0	0	666	10/25/2051	1.A FE
..46654A-AF-6	JPMIT 2110 A4 - CMO/RMBS		09/01/2023	Paydown		22,340	22,340	22,884	22,843	0	(503)	0	(503)	0	22,340	0	0	0	364	12/26/2051	1.A FE
..46654W-AH-4	JPMIT 221 A4 - CMO/RMBS		09/01/2023	Paydown		58,668	58,668	58,137	58,181	0	487	0	487	0	58,668	0	0	0	950	07/25/2052	1.A FE
..46655D-AE-2	JPMIT 222 A4A - CMO/RMBS		09/25/2023	Paydown		79,229	79,229	77,223	77,258	0	1,971	0	1,971	0	79,229	0	0	0	1,291	08/26/2052	1.A FE
..46655L-AE-4	JPMIT 22LTV2 A3 - CMO/RMBS		09/08/2023	0		0	0	0	0	0	0	0	0	4,756	0	(4,756)	(4,756)	0	09/25/2052	1.A FE	
..484915-AA-1	OGS 22A A - ABS		08/01/2023	Paydown		143,226	143,226	143,197	143,202	0	24	0	24	0	143,226	0	0	0	5,522	08/01/2034	1.A FE
..55316V-AA-2	MHC 2021-MHC A - CMBS		09/15/2023	Paydown		8,914	8,914	8,777	8,917	0	(4)	0	(4)	0	8,914	0	0	0	388	04/15/2038	1.A FE
..553205-AC-9	MP3 111 AR - CDO		07/20/2023	Paydown		25,587	25,587	25,587	25,587	0	0	0	0	0	25,587	0	0	0	1,167	10/21/2030	1.A FE
..55819Q-AY-3	MDPK XIX A1R - CDO	C	07/24/2023	Paydown		3,351	3,351	3,351	3,351	0	0	0	0	0	3,351	0	0	0	145	01/22/2028	1.A FE
..55820Y-AA-5	MDPK XXVII A1A - CDO		07/20/2023	Paydown		5,508	5,508	5,451	5,681	0	(173)	0	(173)	0	5,508	0	0	0	242	04/22/2030	1.A FE
..56607F-AA-3	MP11 XI A - CDO	C	07/17/2023	Paydown		26,688	26,688	26,688	26,688	0	0	0	0	0	26,688	0	0	0	776	12/18/2030	1.A FE
..58549R-AJ-5	MELLO 21MTG3 A9 - CMO/RMBS		09/01/2023	Paydown		8,747	8,747	8,936	8,939	0	(192)	0	(192)	0	8,747	0	0	0	142	07/25/2051	1.A FE
..61692A-AA-0	MSC 2019-NUGS A - CMBS		09/06/2023			945,555	1,165,000	1,165,000	1,165,000	0	0	0	0	0	1,165,000	0	(219,445)	(219,445)	49,739	12/15/2036	1.E FE
..61772C-AH-4	MSRM 213 A4 - CMO/RMBS		09/01/2023	Paydown		33,399	33,399	34,087	34,061	0	(663)	0	(663)	0	33,399	0	0	0	533	06/25/2051	1.A FE
..61772M-AH-2	MSRM 2021-4 A4 - CMO/RMBS		09/01/2023	Paydown		27,409	27,409	28,137	28,095	0	(686)	0	(686)	0	27,409	0	0	0	423	07/25/2051	1.A FE
..61772N-AQ-0	MSRM 2021-5 A4 - CMO/RMBS		09/01/2023	Paydown		17,086	17,086	17,482	17,477	0	(391)	0	(391)	0	17,086	0	0	0	279	08/25/2051	1.A FE
..61946K-AA-2	MSA1C 223 A - ABS		09/20/2023	Paydown		9,600	9,600	9,715	9,715	0	(115)	0	(115)	0	9,600	0	0	0	402	06/20/2053	1.D FE
..61946Q-AA-9	MSA1C 2022-1 A - ABS		09/20/2023	Paydown		95,253	95,253	91,732	92,158	0	3,095	0	3,095	0	95,253	0	0	0	1,672	01/20/2053	1.D FE
..61946U-AA-0	MSA1C 222 A - ABS		09/20/2023	Paydown		8,441	8,441	8,355	8,355	0	86	0	86	0	8,441	0	0	0	248	01/21/2053	1.D FE
..63942A-AA-4	NAVSL 2020-I A1A - ABS		09/15/2023	Paydown		76,592	76,592	76,578	76,577	0	15	0	15	0	76,592	0	0	0	677	04/15/2069	1.A FE
..63942B-AA-2	NAVSL 2021-A A - ABS		09/15/2023	Paydown		10,393	10,393	10,391	10,391	0	2	0	2	0	10,393	0	0	0	58	05/15/2069	1.A FE
..63942E-AA-6	NAVSL 2021-E A - ABS		09/15/2023	Paydown		101,422	101,422	101,400	101,401	0	21	0	21	0	101,422	0	0	0	656	12/16/2069	1.A FE
..63942L-AA-0	NAVSL 21B A - ABS		09/15/2023	Paydown		52,140	52,140	52,139	52,137	0	3	0	3	0	52,140	0	0	0	326	07/15/2069	1.A FE
..63942M-AA-8	NAVSL 2022-A A - ABS		09/15/2023	Paydown		149,949	149,949	149,946	149,947	0	2	0	2	0	149,949	0	0	0	2,230	07/15/2070	1.A FE
..64034Q-AA-6	NSLT 2021-B AFL - ABS		09/20/2023	Paydown		132,564	132,564	132,564	132,564	0	0	0	0	0	132,564	0	0	0	5,050	04/20/2062	1.A FE
..64034Q-AB-4	NSLT 2021-B AFX - ABS		09/20/2023	Paydown		119,485	119,485	119,462	119,461	0	24	0	24	0	119,485	0	0	0	1,131	04/20/2062	1.A FE
..64035D-AA-4	NSLT 21A A1 - ABS		09/20/2023	Paydown		70,713	70,713	70,645	72,837	0	(2,123)	0	(2,123)	0	70,713	0	0	0	2,702	04/20/2062	1.A FE
..64035D-AD-8	NSLT 21A AP2 - ABS		09/20/2023	Paydown		89,635	89,635	89,530	89,527	0	108	0	108	0	89,635	0	0	0	813	04/20/2062	1.A FE
..64131Q-AJ-9	NEUB 26 AR - CDO	C	07/18/2023	Paydown		6,112	6,112	6,112	6,112	0	0	0	0	0	6,112	0	0	0	263	10/18/2030	1.A FE
..67110D-AN-7	OCF 2016-11 1AR - CDO	C	07/26/2023	Paydown		64,267	64,267	64,806	66,412	0	(2,145)	0	(2,145)	0	64,267	0	0	0	2,960	10/26/2030	1.A FE
..67590G-BG-3	OCT17 17RRR A1R - CDO		07/25/2023	Paydown		21,554	21,554	21,554	21,554	0	0	0	0	0	21,554	0	0	0	949	01/27/2031	1.A FE
..709599-BC-7	PENSKER TRUCK LEASING CO LP		08/01/2023	Maturity @ 100.00		1,050,000	1,050,000	1,049,906	1,049,986	0	14	0	14	0	1,050,000	0	0	0	43,313	08/01/2023	2.B FE
..71710T-AD-0	POG 2022-A A1 - ABS		07/15/2023	Paydown		194,872	194,872	194,871	194,873	0	(1)	0	(1)	0	194,872	0	0	0	6,145	07/15/2034	1.A FE
..74936R-AE-4	RCKT 212 A5 - CMO/RMBS		09/01/2023	Paydown		47,533	47,533	48,528	48,439	0	(906)	0	(906)	0	47,533	0	0	0	815	06/26/2051	1.A FE
..74988L-AA-2	RRAM 3 A1R - CDO		07/17/2023	Paydown		6,501	6,501	6,501	6,501	0	0	0	0	0	6,501	0	0	0	286	01/15/2030	1.A FE
..75888K-AA-2	REG7B VII A - CDO	C	07/17/2023	Paydown		54,912	54,912	54,986	56,811	0	(1,899)	0	(1,899)	0	54,912	0	0	0	2,481	10/17/2030	1.A FE

STATEMENT AS OF SEPTEMBER 30, 2023 OF THE Arcadian Health Plan, Inc.

SCHEDULE D - PART 4

Show All Long-Term Bonds and Stock Sold, Redeemed or Otherwise Disposed of During the Current Quarter

1	2	3	4	5	6	7	8	9	10	Change In Book/Adjusted Carrying Value					16	17	18	19	20	21	22	
										11	12	13	14	15								
CUSIP Identification	Description	Foreign	Disposal Date	Name of Purchaser	Number of Shares of Stock	Consideration	Par Value	Actual Cost	Prior Year Book/Adjusted Carrying Value	Unrealized Valuation Increase/(Decrease)	Current Year's (Amortization)/Accretion	Other Than Temporary Impairment Recognized	Total Change in Book/Adjusted Carrying Value (11 + 12 - 13)	Total Foreign Exchange Change in Book /Adjusted Carrying Value	Book/Adjusted Carrying Value at Disposal Date	Foreign Exchange Gain (Loss) on Disposal	Realized Gain (Loss) on Disposal	Total Gain (Loss) on Disposal	Bond Interest/Stock Dividends Received During Year	Stated Contractual Maturity Date	NAIC Designation, NAIC Designation Modifier and SVO Administrative Symbol	
..77341D-AA-5	ROCKT 2017-3 A - CDO	C	07/20/2023	Paydown		24,922	24,922	24,638	25,427	0	(505)	0	(505)	0	24,922	0	0	0	1,125	10/21/2030	1.A FE	
..78448Y-AB-7	SMB 2021-A 2A1 - ABS		09/15/2023	Paydown		58,699	58,699	57,701	58,177	0	522	0	522	0	58,699	0	0	0	2,181	01/15/2053	1.A FE	
..78449F-AC-5	SMB 2016-A A2B - ABS		09/15/2023	Paydown		20,076	20,076	20,145	20,862	0	(785)	0	(785)	0	20,076	0	0	0	860	05/15/2031	1.A FE	
..78450F-AA-5	SMB 2022-A APT - ABS		09/15/2023	Paydown		340,314	340,314	338,231	338,238	0	2,076	0	2,076	0	340,314	0	0	0	6,468	11/16/2054	1.A FE	
..81747K-AA-1	SEMT 2021-1 A1 - CMO/RMBS		09/01/2023	Paydown		24,989	24,989	26,047	26,053	0	(1,064)	0	(1,064)	0	24,989	0	0	0	408	03/27/2051	1.A FE	
..83405Y-AA-0	SOFI 2021-A AFX - ABS		09/15/2023	Paydown		15,931	15,931	15,928	15,929	0	2	0	2	0	15,931	0	0	0	110	08/17/2043	1.A FE	
..85208N-AD-2	SPRINTS 1A1 - RMBS		09/20/2023	Paydown		22,500	22,500	22,500	22,500	0	0	0	0	0	22,500	0	0	0	800	09/20/2029	1.F FE	
..85816V-AA-4	STOR 2017-1 A - CDO	C	07/17/2023	Paydown		3,804	3,804	3,804	3,804	0	0	0	0	0	3,804	0	0	0	172	10/15/2030	1.A FE	
..87272H-AA-8	TIA III A - CDO	C	07/17/2023	Paydown		15,910	15,910	15,910	15,910	0	0	0	0	0	15,910	0	0	0	707	01/16/2031	1.A FE	
..90331H-NV-1	US BANK NA		07/24/2023	Maturity @ 100.00		560,000	560,000	559,440	559,932	0	68	0	68	0	560,000	0	0	0	19,040	07/24/2023	1.F FE	
..92329F-AP-2	VENTR XVII AR - CDO		07/17/2023	Paydown		30,177	30,177	30,177	30,177	0	0	0	0	0	30,177	0	0	0	1,357	10/15/2029	1.A FE	
..92916Q-AA-0	VOYA 2017-4 A1 - CDO	C	07/17/2023	Paydown		36,801	36,801	36,801	36,801	0	0	0	0	0	36,801	0	0	0	1,629	10/15/2030	1.A FE	
..986252-AQ-7	GNRT 4R A1R - CDO		07/20/2023	Paydown		22,044	22,044	22,044	22,044	0	0	0	0	0	22,044	0	0	0	979	04/20/2032	1.A FE	
1109999999	Subtotal - Bonds - Industrial and Miscellaneous (Unaffiliated)					12,511,882	13,049,905	13,057,290	12,959,357	72,942	(20,229)	0	52,714	0	13,065,264	0	(553,382)	(553,382)	442,180	XXX	XXX	
2509999999	Total - Bonds - Part 4					19,720,934	20,258,957	20,556,163	18,947,359	72,942	(291,362)	0	(218,419)	0	20,274,316	0	(553,382)	(553,382)	603,418	XXX	XXX	
2509999998	Total - Bonds - Part 5					XXX	XXX	XXX	XXX	XXX	XXX	XXX	XXX	XXX	XXX	XXX	XXX	XXX	XXX	XXX	XXX	XXX
2509999999	Total - Bonds					19,720,934	20,258,957	20,556,163	18,947,359	72,942	(291,362)	0	(218,419)	0	20,274,316	0	(553,382)	(553,382)	603,418	XXX	XXX	
4509999997	Total - Preferred Stocks - Part 4					0	XXX	0	0	0	0	0	0	0	0	0	0	0	0	XXX	XXX	
4509999998	Total - Preferred Stocks - Part 5					XXX	XXX	XXX	XXX	XXX	XXX	XXX	XXX	XXX	XXX	XXX	XXX	XXX	XXX	XXX	XXX	XXX
4509999999	Total - Preferred Stocks					0	XXX	0	0	0	0	0	0	0	0	0	0	0	0	XXX	XXX	
5989999997	Total - Common Stocks - Part 4					0	XXX	0	0	0	0	0	0	0	0	0	0	0	0	XXX	XXX	
5989999998	Total - Common Stocks - Part 5					XXX	XXX	XXX	XXX	XXX	XXX	XXX	XXX	XXX	XXX	XXX	XXX	XXX	XXX	XXX	XXX	XXX
5989999999	Total - Common Stocks					0	XXX	0	0	0	0	0	0	0	0	0	0	0	0	XXX	XXX	
5999999999	Total - Preferred and Common Stocks					0	XXX	0	0	0	0	0	0	0	0	0	0	0	0	XXX	XXX	
6009999999	Totals					19,720,934	XXX	20,556,163	18,947,359	72,942	(291,362)	0	(218,419)	0	20,274,316	0	(553,382)	(553,382)	603,418	XXX	XXX	

E05.4

Schedule DB - Part A - Section 1 - Options, Caps, Floors, Collars, Swaps and Forwards Open

N O N E

Schedule DB - Part B - Section 1 - Futures Contracts Open

N O N E

Schedule DB - Part B - Section 1B - Brokers with whom cash deposits have been made

N O N E

Schedule DB - Part D - Section 1 - Counterparty Exposure for Derivative Instruments Open

N O N E

Schedule DB - Part D-Section 2 - Collateral for Derivative Instruments Open - Pledged By

N O N E

Schedule DB - Part D-Section 2 - Collateral for Derivative Instruments Open - Pledged To

N O N E

Schedule DB - Part E - Derivatives Hedging Variable Annuity Guarantees

N O N E

Schedule DL - Part 1 - Reinvested Collateral Assets Owned

N O N E

Schedule DL - Part 2 - Reinvested Collateral Assets Owned

N O N E

STATEMENT AS OF SEPTEMBER 30, 2023 OF THE Arcadian Health Plan, Inc.

SCHEDULE E - PART 2 - CASH EQUIVALENTS

Show Investments Owned End of Current Quarter

1 CUSIP	2 Description	3 Code	4 Date Acquired	5 Rate of Interest	6 Maturity Date	7 Book/Adjusted Carrying Value	8 Amount of Interest Due and Accrued	9 Amount Received During Year
	UNITED STATES TREASURY		09/29/2023	0.000	10/05/2023	49,970,828	0	14,586
	UNITED STATES TREASURY		09/29/2023	0.000	10/12/2023	149,758,611	0	249,222
	UNITED STATES TREASURY		09/29/2023	0.000	10/19/2023	71,810,470	0	24,283
	UNITED STATES TREASURY		09/29/2023	0.000	10/26/2023	49,817,674	0	14,586
	UNITED STATES TREASURY		09/29/2023	0.000	11/24/2023	24,801,813	0	7,340
	UNITED STATES TREASURY		09/29/2023	0.000	10/03/2023	87,974,367	0	25,633
	UNITED STATES TREASURY		09/29/2023	0.000	10/10/2023	89,881,688	0	37,271
	UNITED STATES TREASURY		09/27/2023	0.000	10/17/2023	16,960,126	0	9,969
0019999999	Subtotal - Bonds - U.S. Governments - Issuer Obligations					540,975,574	0	382,890
0109999999	Total - U.S. Government Bonds					540,975,574	0	382,890
0309999999	Total - All Other Government Bonds					0	0	0
0509999999	Total - U.S. States, Territories and Possessions Bonds					0	0	0
0709999999	Total - U.S. Political Subdivisions Bonds					0	0	0
	FEDERAL HOME LOAN BANKS		09/29/2023	0.000	10/02/2023	29,995,667	0	8,667
	FEDERAL HOME LOAN BANKS		09/29/2023	0.000	10/10/2023	22,620,268	0	6,602
0819999999	Subtotal - Bonds - U.S. Special Revenues - Issuer Obligations					52,615,934	0	15,269
0909999999	Total - U.S. Special Revenues Bonds					52,615,934	0	15,269
	American Honda Finance Corporation		09/05/2023	0.000	10/05/2023	8,994,510	0	35,685
	American Honda Finance Corporation		08/11/2023	0.000	10/10/2023	8,288,422	0	65,613
	American Honda Finance Corporation		09/08/2023	0.000	11/28/2023	5,945,673	0	21,543
	Analog Devices, Inc.		09/28/2023	0.000	10/19/2023	14,959,875	0	6,688
	Apple Inc.		09/22/2023	0.000	10/17/2023	4,988,267	0	6,600
	Applied Materials, Inc.		08/23/2023	0.000	11/21/2023	11,908,880	0	69,680
	AutoZone, Inc.		09/28/2023	0.000	10/10/2023	34,952,838	0	10,481
	Brown-Forman Corporation		09/22/2023	0.000	10/26/2023	19,925,000	0	27,000
	Caterpillar Financial Services Corporati		09/29/2023	0.000	10/11/2023	24,963,333	0	7,333
	Commonwealth Edison Company		09/28/2023	0.000	10/02/2023	34,994,828	0	10,344
	Duke Energy Corporation		08/15/2023	0.000	10/03/2023	9,996,944	0	71,806
	ERP Operating Limited Partnership		08/08/2023	0.000	11/06/2023	994,350	0	8,475
	ERP Operating Limited Partnership		09/15/2023	0.000	11/14/2023	20,358,833	0	52,344
	Goldman Sachs International		09/28/2023	0.000	11/27/2023	24,783,083	0	7,611
	Hyundai Capital America		08/07/2023	0.000	10/03/2023	11,996,267	0	102,667
	Johnson Controls International plc		09/26/2023	0.000	10/10/2023	7,989,100	0	6,056
	Microsoft Corporation		09/25/2023	0.000	10/24/2023	4,983,069	0	4,417
	Microsoft Corporation		09/20/2023	0.000	12/05/2023	26,740,163	0	43,973
	National Securities Clearing Corporation		08/21/2023	0.000	11/13/2023	4,967,929	0	30,579
	Nestle Capital Corporation		09/29/2023	0.000	10/02/2023	22,496,719	0	6,563
	PPL Electric Utilities Corporation		09/26/2023	0.000	10/03/2023	4,998,489	0	3,778
	Parker-Hannifin Corporation		08/25/2023	0.000	11/08/2023	7,108,490	0	40,417
	Parker-Hannifin Corporation		09/25/2023	0.000	11/30/2023	5,944,700	0	5,530
	3M Company		08/25/2023	0.000	11/07/2023	18,892,597	0	111,069
	Toyota Industries Commercial Finance, In		07/26/2023	0.000	10/23/2023	9,967,183	0	99,942
	Tyco Electronics Group S.A.		09/26/2023	0.000	10/02/2023	6,998,948	0	5,260
	Virginia Electric and Power Company		08/30/2023	0.000	10/19/2023	5,983,650	0	29,067
1019999999	Subtotal - Bonds - Industrial and Miscellaneous (Unaffiliated) - Issuer Obligations					365,122,141	0	890,517
1109999999	Total - Industrial and Miscellaneous (Unaffiliated) Bonds					365,122,141	0	890,517
1309999999	Total - Hybrid Securities					0	0	0
1509999999	Total - Parent, Subsidiaries and Affiliates Bonds					0	0	0
1909999999	Subtotal - Unaffiliated Bank Loans					0	0	0
2419999999	Total - Issuer Obligations					958,713,649	0	1,288,676
2429999999	Total - Residential Mortgage-Backed Securities					0	0	0
2439999999	Total - Commercial Mortgage-Backed Securities					0	0	0
2449999999	Total - Other Loan-Backed and Structured Securities					0	0	0
2459999999	Total - SVO Identified Funds					0	0	0
2469999999	Total - Affiliated Bank Loans					0	0	0

STATEMENT AS OF SEPTEMBER 30, 2023 OF THE Arcadian Health Plan, Inc.

SCHEDULE E - PART 2 - CASH EQUIVALENTS

Show Investments Owned End of Current Quarter

1 CUSIP	2 Description	3 Code	4 Date Acquired	5 Rate of Interest	6 Maturity Date	7 Book/Adjusted Carrying Value	8 Amount of Interest Due and Accrued	9 Amount Received During Year
2479999999. Total - Unaffiliated Bank Loans						0	0	0
2509999999. Total Bonds						958,713,649	0	1,288,676
09248U-55-1	BLKPK LQ:TREAS INSTL		09/29/2023	5.200		46,978	31,580	0
09248U-71-8	BLKPK LQ:T-FUND INSTL		09/29/2023	5.200		60,154,416	30,239	0
31846V-54-2	FIRST AMER:TRS OBG Z	SD	09/05/2023	5.210		3,390	15	1
4812C2-23-9	JPMORGAN:US TRS+MM CAP		09/29/2023	5.200		9,583,316	0	27,828
8209999999. Subtotal - Exempt Money Market Mutual Funds - as Identified by the SVO						69,788,100	61,833	27,829
31846V-20-3	FIRST AMER:GVT OBLG Y	SD	06/02/2023	4.940		1	0	0
94975P-40-5	ALLSPRING:GOVT MM I	SD	09/05/2023	5.190		445	2	14
8309999999. Subtotal - All Other Money Market Mutual Funds						446	2	14
8609999999 - Total Cash Equivalents						1,028,502,195	61,835	1,316,519