

Maine Board of Pesticides Control

**Miscellaneous Pesticides
Articles**

December 2011–February 2012

(identified by Google Alerts or submitted by individuals)

January 10

Pesticide board adds products to list of seeds

By [Mechele Coopermcooper@centralmaine.com](mailto:Mechele.Coopermcooper@centralmaine.com)
Staff Writer

AUGUSTA -- The state's pesticide control board has agreed to add two new Bt-corn products to the list of genetically engineered seeds grown in Maine.

Maine now allows 21 Bt products with insecticidal genetic traits to be planted in fields now that Pioneer Hi-Bred International, a multinational biotech company and subsidiary of DuPont, won a bid to register its two new *Bacillus thuringiensis* corn here.

In August, DuPont received approval from the U.S. Environmental Protection Agency for the registration for Optimum AcreMax and Optimum AcreMax Xtra insect protection products in corn. The products are seed-blended and considered refuge in a bag, which allows farmers no longer to plant a separate refuge area around fields in corn-growing areas.

A refuge refers to corn that does not contain the Bt-toxin and allows the pest to complete its development.

The board voted 6-1 Dec. 16 to approve registration of the two new products.

In 2008, Jemison said, the board first approved the use of Bt corn in Maine. The board approved Bt potatoes in the 1990s, he said.

Optimum AcreMax marks the industry's first U.S. approval of a single-bag integrated refuge product that targets only above-ground insects. OptimumAcreMax Xtra insect protection is a single-bag refuge product targeting above- and below-ground insects.

John Jemison, Jr., who serves on the Maine Board of Pesticide Control and is a water and soil specialist with the University of Maine Cooperative Extension, headed up the board's technical advisory committee that looked into these two new products. Jemison said his group spent a long time working on this decision.

"Ultimately for us, it came down to one point," he said. "We know for sure the best way to develop resistance is to not plant a refuge. It's conceivable that a grower might not plant a refuge; however, it's not really easy to buy and plant only Bt corn in a given set of fields. I made it a big part of my program to go out and make sure they understood why the refuge is important."

He said farmers who grew Bt corn were required to grow non-Bt crops on 20 percent of their farm as a refuge for normal insects. That way, the resistant insects probably would find nonresistant mates, instead of each other, and their offspring still would be killed by the Bt corn.

He said the approach approved by EPA was a fairly difficult and time-consuming requirement for growers. He understood their dislike of it but said the requirement allowed them to test the effectiveness of the technology in the field where the Bt products are planted.

However, the seed companies have not done their diligence to ensure growers are complying with the approach, Jemison said, and that the pesticide control board doesn't have the staff to follow up with all

growers using the technology.

A recent article the journal PLoS One -- "Insects Find Crack In Biotech Corn's Armor" -- says a new generation of insect larvae appears to be "munching happily on the roots of genetically engineered corn." The article says it's bad news for corn farmers who paid extra money for Bt corn and bad news for the biotech companies such as Monsanto, that insert the larvae-killing gene in the first place.

Jemison said Western corn rootworm is not well controlled by Bt -- at least not as well as the moth-pests are controlled by Bt.

Jamison said the majority of rootworms found in Maine are northern corn rootworms. He strongly recommends that farmers not use Bt to control those rootworms, because the damage they cause is minor.

Mechele Cooper -- 621-5663

mcooper@centralmaine.com

Were you interviewed for this story? If so, please fill out our [accuracy form](#)

[Send Question/Comment to the Publisher](#)

Recommend

3 recommendations. [Sign Up](#) to see what your friends recommend.

[Tweet](#)<

Find this article at:

http://www.kjonline.com/news/pesticide-board-adds-products-to-list-of-seeds_2012-01-09.html

Check the box to include the list of links referenced in the article.

AUGUSTA

1:00 AM

Augusta residents could opt out of spraying

Policy would provide option to avoid chemicals for weeds

BY KEITH EDWARDS Staff Writer

AUGUSTA -- Residents would have the option of not having the sidewalks next to their homes sprayed with chemicals if they agree to get rid of the weeds themselves.

That choice is offered under a new herbicide ordinance and policy meant to control weeds on city sidewalks and other property.

Councilors are scheduled to hold the first of two required readings on the proposed new herbicide rules at their meeting tonight, which begins at 7 p.m. in council chambers at Augusta City Center.

For the last two years, the city suspended its program spraying herbicides on residential neighborhood sidewalks but still sprayed along major city thoroughfares.

Mayor William Stokes, who served on a committee that studied the issue for two years, said people opposed to the use of herbicides made their views clear but were few in number.

"We went through two years of no spraying so we could gather some data," Stokes said at a recent meeting. "The results were dramatic, I'd say. The weed growth and damage to infrastructure were obvious, and we were not satisfied an organic alternative has been identified that is as safe or effective as what we do now."

The committee studied the issue after residents expressed concern about the health effects the plant-killing chemicals could have on them, their children and their pets. Some of those same residents suggested the city not use herbicides at all and control weeds in other ways.

City officials, however, said while they will use as little herbicide as possible, they will continue to use the Roundup-like synthetic chemical they use now, which they say is safe. Not killing weeds at all, they say, would allow the plants to damage sidewalks.

Natural, organic plant-killing substances don't work as well, are more expensive, and come with their own health risks, according to Leif Dahlin, director of community services.

"We couldn't find any evidence to suggest, empirically, there are health issues with the product we're using," Dahlin said. "Naturals and organics, when it comes to herbicides, we didn't see anything that gets the job done."

Under the proposed ordinance, residents who don't want the city to spray near their homes can complete an opt-out form, in which they agree to get rid of weeds in the city's right of way near their homes by themselves.

Dahlin said if residents opt out but then don't remove the weeds, the city will have workers remove the weeds -- mechanically, not chemically -- and the resident would be billed for the cost. He said city workers in those instances probably would use weed-whackers to respect the resident's wishes that herbicides not be used.

Jim Goulet, the city's director of parks, cemeteries and trees, said the city uses as little herbicide as possible. In areas where there are no weeds, he said, no chemicals will be used, even if nearby residents have not opted out of spraying.

During those two years, sidewalks not sprayed deteriorated much more than those that were, as weeds grew through them and left cracks, which then allowed water to get in and freeze, causing the pavement break up, city officials say.

City Manager William Bridgeo said the city received a significant number of complaints about the condition of neighborhood sidewalks.

No residents spoke against the new policy when it was presented to city councilors at a recent meeting.

At their meeting, councilors are also scheduled to:

- * Consider approving a zoning change allowing educational services as a permitted use in the Civic Center Development District, an area which encompasses the University of Maine at Augusta campus. The use was erroneously eliminated from the district in a 2007 redraft, officials said;

- * consider adopting their goals for 2012;

- * consider accepting a \$1,900 grant to establish a vegetable garden at Lincoln Elementary School and expand the current garden at Gilbert Elementary School; and

- * meet in a closed-door session for negotiations on the sale or lease of property.

Keith Edwards -- 621-5647

kedwards@centralmaine.com

Were you interviewed for this story? If so, please fill out our [accuracy form](#)

[Send Question/Comment to the Publisher](#)

Recommend

Sign Up to see what your friends recommend.

[Tweet](#)<

Find this article at:

http://www.kjonline.com/news/policy-would-allow-augusta-residents-to-opt-out-of-spraying_2012-02-15.html

Check the box to include the list of links referenced in the article.

February 2

[Titus honored by Northeast Region Certified Crop Advisors](#)

Kennebec Journal Staff

VASSALBORO -- The Northeast Region Certified Crop Advisors Board of Directors recently recognized Lauchlin Titus as their 2011 Certified Crop Advisor of the Year.

Titus, a certified professional agronomist and crop advisor, owns AgMatters LLC in Vassalboro.

Titus is chairman of the Maine Nutrient Management Review Board and president of the Maine Vegetable and Small Fruit Growers Association. He has served on the Maine Agriculture in the Classroom council and Kennebec County's Maine Farm Bureau. He is a member of the American Society of Agronomy.

Titus is a sales agent for Seedway Vegetable Seed and the marketing and technical representative for Seedway LLC in Maine and also works with the Maine Department of Agriculture.

In Vassalboro, Titus serves as a selectperson.

Were you interviewed for this story? If so, please fill out our [accuracy form](#)

[Send Question/Comment to the Publisher](#)

Recommend

[Sign Up](#) to see what your friends recommend.

[Tweet](#)<

Find this article at:

http://www.kjonline.com/community/titus-honored-by-northeast-region-certified-crop-advisors_2012-02-01.html

Check the box to include the list of links referenced in the article.

River association makes environmental push in Lawns 2 Lobsters

By **Susan Morse**

smorse@seacoastonline.com

February 01, 2012 2:00 AM

YORK — Protecting lobsters and the ocean from the harms of pesticides and lawn chemicals is the goal of a new group in town.

Lawns 2 Lobsters, made up of community board members, town officials and other residents, held its second meeting Jan. 18 at the Senior Center. The group is seeking to raise awareness of its mission by printing brochures, having a web presence and creating lawn signs.

Members include representatives from the York Harbor Board, the Old York Garden Club, lawn company owners, town officials and others. Their aim is to reduce the amount of fertilizer that seeps into local waterways.

"Fewer chemicals, cleaner water," is the motto of the growing statewide effort that began in Kennebunkport in 2009.

Other towns call their effort "Lawns for Lobsters." At the first meeting in December, the local group decided "Lawns 2 Lobsters" sounded more dynamic, said Town Planner Christine Grimando, who facilitated the meeting of an estimated dozen people.

Linda Scotland of the Cape Neddick River Association made the initial pitch to start a group in York, Grimando said.

The Cape Neddick River Association is working to clean up pollution in the river, where water tests often return high bacteria levels.

Scotland is working on printing signs sporting a red lobster with a shovel that can be placed on York lawns.

Resident Carol Donnelly said the group needs to find ways to make a statement at events such as those held on Earth Day.

The group promotes alternatives to fertilizer and suggests such practices as planting clover, which chokes weeds, and also creating sustainable landscapes by allowing the growth of indigenous plants. Water runoff can be avoided by allowing a lawn to grow at least three inches before cutting and creating a rain garden beside asphalt surfaces such as driveways, they said.

In 2009, the Kennebunkport Conservation Commission, in partnership with the University of New England, the Maine Lobstermen's Association and others, developed the Lawns for Lobsters program, which has spread all over the state of Maine, according to the Cape Neddick Association website, www.capeneddickriver.org.

BANGOR DAILY NEWS

Hunt for tiny, sap-sucking tree-killer expands to MDI

By Kevin Miller, BDN Staff

Posted Jan. 31, 2012, at 6:41 p.m.

Staff from the Maine Forest Service will be on Mount Desert Island this week searching for additional infestations of a tiny, sap-sucking bug that is wiping out hemlock groves up and down the East Coast.

The hemlock woolly adelgid — an invasive insect from Asia — has expanded its presence in Maine over the past five years and is now approaching areas Down East where hemlock trees are a common and ecologically important species.

Tree care professionals found two incidents of the insect on MDI last year for the first time, roughly eight years after the bug first was documented in York County, according to the Maine Department of Conservation.

Forest service crews will be paying particular attention to roadside hemlock trees in the villages of Seal Harbor and Pretty Marsh in Mount Desert. Allison Kanoti, a forest entomologist with the state, said there also are plans to survey areas of Acadia National Park with the help of the U.S. Park Service as well as other parts of Hancock, Washington and Waldo counties.

“We have not surveyed these areas in several years,” Kanoti said in a statement issued Tuesday. “And they are vulnerable because of their somewhat more mild winter temperatures, exposure to migrating birds and also late winter-early spring storms can carry the adelgid along the coast.”

Hemlock woolly adelgids are aphidlike insects about the size of a pinhead that attack trees by sucking out sap at the base of the needle. The telltale sign of the adelgid is a white, woolly or cottony substance found on the underside of tree branches at the base of the needles that make the insects look like tiny cotton balls.

Weakened by the adelgid, severely infested trees will turn brown, drop their needles and eventually die. The insect has devastated entire hemlock groves throughout the South and is steadily expanding its range.

Unlike in its native Asia, the adelgid lacks natural predators in the United States and hemlock trees here do not have resistance to the insects. Instead, land and forest managers often treat infected trees with pesticides or release tiny, imported beetles that prey solely on the adelgid, both of which are costly options.

Infested hemlocks have been found in forests in 31 Maine towns, primarily in York, Cumberland, Sagadahoc and Lincoln counties. The two incidences on MDI were on ornamental trees that had been planted more than a decade ago, according to a release from the Maine Department of Conservation.

“The question is whether they were infested when they were planted — it’s hard to know,” Kanoti said in the release. “Or is there something in the forest around them? That’s what we’re trying to find out. That will determine our course of action.”

A new site was found in Alfred in January, representing the farthest inland the woolly adelgid has been located.

Kanoti said winter is a good time of year for landowners to survey for the insects because the egg masses are easier to see and woodland animals have dropped upper branch clippings onto the ground.

Residents who suspect they found hemlock woolly adelgid may contact the Maine Forest Service at 207-287-3147 or forestinfo@maine.gov.

<http://bangordailynews.com/2012/01/31/news/hancock/hunt-for-tiny-sap-sucking-tree-killer-expands-to-mdi/> printed

January 22

Maine Gardener: New pest arrivals bode ill for Maine gardens, lawns

By TOM ATWELL

Three new pests could cause problems for Maine farmers and gardeners this year -- pests that arrived just last year or could arrive this year.



[click image to enlarge](#)

The spotted wing drosophila

Courtesy photos



[click image to enlarge](#)

The brown marmorated stink bug

[Additional Photos Below](#)

[Select images available for purchase in the
Maine Today Photo Store](#)

The biggest concern is the spotted wing drosophila, an Asian fruit fly that -- unlike most fruit flies -- feeds on fruit as it is ripening rather than when it is going rotten. It favors soft fruit, which includes raspberries, strawberries, blackberries, peaches and, most significant for the Maine economy, blueberries. It will eat other fruit, including tomatoes, if the skin is split.

The drosophila was found in five sites in Maine last fall, and the fear is that it could spread throughout the state.

Frank Drummond, a biology professor at the University of Maine, told the Maine Vegetable & Small Fruit Growers Association at the Maine Agricultural Trades Show earlier this month that the drosophila looks like most other fruit flies, and is only about a tenth of an inch long.

The males have black spots on their wings, but it will take a magnifying glass to see them. The females have a serrated egg-laying appendage that allows them to saw their way into fruit and deposit their eggs.

The fly is highly fecund, with each female laying about 300 eggs and the fly potentially going through 13 generations in a year. The potential of the flies spreading throughout the state quickly is high.

Although the fly was found in Hawaii in the 1980s, it did not make it to California until 2008. From there, it hit Michigan and South Carolina in 2010, and is now in all major fruit-growing areas in the U.S.

The state will be doing a trapping program for the fly this year to see where it is located in the state, but Drummond handed out sheets on how to make a trap for the flies using one-quart deli containers, insect-trapping sticky cards and a bait made from sugar, live yeast and water.

Since the fruit flies are so small, it is hard to see them and their initial damage on fruit with the naked eye. But Karen Coluzzi, a pest-management specialist with the Maine Department of Agriculture who spoke about the spotted-wing drosophila at a Board of Pesticides Control re-certification class, said that if you

squeeze fruit where the eggs have been laid, juice will come out of the egg-laying holes.

The fruit flies overwinter only as adults, and Drummond and Coluzzi said there is evidence that they need winter protection from leaf litter or in buildings such as sheds to survive the winter. For that reason, berry growers are advised to clean up around their plants.

Drummond also said there is some hope that, because the pest lives through the winter only as adults, early-season berries such as strawberries and traditional early raspberries could suffer only minimal damage in Maine. But late-season blueberries and fall raspberries could suffer a lot of damage.

Drummond also said that one model of the fruit fly's potential expansion shows it arriving heavily only in coastal Maine, but that it is too soon to know if that model is accurate. Several pesticides, including one certified for use on organic gardens, will kill the spotted wing drosophila, but the time and money spent on them would be significant for commercial growers.

Coluzzi reported on another pest that has not been found in Maine yet, but is in all of the rest of the Northeast right up to the Maine boundary.

"This is a true bug, with piercing, sucking mouth parts," Coluzzi said.

The brown marmorated stink bug is both an agricultural pest and a household pest. It eats fruits, vegetables and tree leaves. Coluzzi showed pictures of severely damaged corn and tomatoes.

When the weather gets colder, it will try to invade homes -- which is a big problem because, as its name suggests, the bug stinks.

Maine has other stink bugs, but those do not do much, if any, damage to crops. And while the marmorated stink bug does not kill the crops it eats, and doesn't even make it totally inedible, it does cause enough damage to make the crops unmarketable.

The brown marmorated stink bug has an alternating black-and-white edging on its shield-shaped back and alternating black and white antennae.

The third new pest damages lawns only, and so far has been found only on Mount Desert Island. The European crane fly is also called the leatherjacket, and as an adult it looks like a huge mosquito, measuring 1.5 inches long, similar to other native insects.

The adults do no damage, but often will try to get inside people's houses, and can be a bit scary-looking, Coluzzi said. But the larvae will eat both the roots and new shoots of grass, doing damage similar to that done by the European chafer.

The emerald ash borer is old news, although it has yet to arrive in Maine. It has decimated the ash trees in Michigan, and is now as close as the Hudson River Valley.

The emerald ash borer travels mostly on firewood, so the state is not allowing people to bring firewood into Maine, and is urging people not to transfer firewood around Maine. The borer tunnels through the cambium layer of ash trees and kills them quickly.

The state will increase its monitoring for the emerald ash borer from 200 traps last year to 1,000 traps this year in an effort to locate the pest as soon as it arrives. The prism traps are purple, but they give off the same light wavelength as ash leaves, so are attractive to the borer. So don't be surprised if you see the traps while traveling through the woods.

The Asian longhorn beetle is another pest that is as close as Worcester, Mass., but has not arrived in

Maine yet. This pest can be controlled if it is caught early. It is a large beetle with long horns, so if you see one, contact the Department of Agriculture or the University of Maine Cooperative Extension.

Tom Atwell has been writing the Maine Gardener column since 2004. He is a freelance writer gardening in Cape Elizabeth and can be contacted at 767-2297 or at:

tomatwell@me.com

Were you interviewed for this story? If so, please fill out our [accuracy form](#)

[Send Question/Comment to the Publisher](#)

Recommend

Sign Up to see what your friends recommend.

[Tweet](#)<

Find this article at:

http://www.pressherald.com/life/homeandgarden/new-pest-arrivals-bode-ill-for-maine-gardens-lawns_2012-01-22.html

Check the box to include the list of links referenced in the article.

MAINE INSIGHTS

[HOME](#) [ABOUT](#) [LETTERS](#) [ANNOUNCEMENTS](#) [PHOTOSERVICES](#) [CONTACT](#) [ADVERTISE](#) [FACEBOOK](#) [ARCHIVES](#)

FOLLOW ME ON [twitter](#)

RECENT ISSUES

- Issue 20 (21)
- Issue 21 (26)
- Issue 22 (25)
- Issue 23 (38)
- Issue 24 (22)
- Issue 25 (25)
- Issue 26 (25)
- Issue 27 (23)
- Issue 28 (25)
- Issue 29 (27)
- Issue 30 (32)
- Issue 31 (26)
- Issue 32 (27)

CATEGORIES

- Business & Innovation
- Capitol news
- Community Maine
- Editorials
- Education
- Energy Issues
- Exclusive Interviews
- Photos
- Speeches
- Health Care
- Creative Economy
- Environment
- Healthy Lifestyles
- News from Washington

GUEST COLUMNS

- Neil Rolde
- State Representatives

SUBSCRIBE

A year's subscription is just \$22.00. That's six bi-monthly issues. Please send your Name, Address, and a check or money order to: Ramona du Houx, PO Box 311, Solon, ME 04979.

Also, follow Maine Insights on [Twitter](#)


RECENT COMMENTS

- Michael Moraleja on Hinck introduces Maine bill to limit political contributions to "natural persons"
- Heather Mullen on Transparency in child-protective services across America is working
- L.R. on The lives of a family were turned inside out with

UMaine pest management specialists have discovered a destructive non-native fruit fly in five ME locations

BY RAMONA DU HOUX

January 9th, 2012 · Filed under: [Business & Innovation](#), [Community Maine](#) · [No Comments](#)



Drosophila suzukii male. Photography credit: G. Arakelian, Los Angeles County Agricultural Commissioner/Weights & Measures Department

University of Maine Cooperative Extension fruit and pest management specialists, who discovered a destructive non-native fruit fly in five Maine locations, are working with counterparts across the country to collaborate on the latest research about the tiny, spotted-wing Asian fruit fly in an effort to protect 2012 crops.

"Our concern is if you get the spotted wing drosophila in low-bush blueberries — 50,000 acres — it would be disastrous, just devastating to our current Integrated Pest Management program and the crop," said Jim Dill, Extension educator and pest management specialist in Orono. "And it's a question of when."

The fly has made it to Maine just after being discovered in California four years ago.

According to Dill the Drosophila suzukii fly poses a serious threat to Maine fruit growers' blueberry, strawberry, raspberry and potentially other soft-skinned fruits and possibly even vegetables.

Maine's blueberry harvest in 2011 exceeded 80 million pounds. The crop value was estimated at about \$190 million, with a statewide economic impact to the economy of more than \$250 million.

Dill and Extension blueberry researcher Frank Drummond have been monitoring fruit fly traps around the state looking for early detection of the fly that comes from Asia and has spread in the last four years from California to states in the northern and southern United States. In September of 2011 Dill discovered them in five locations in Maine — in a tomato greenhouse in Berwick, raspberries in Limington, Newcastle and Monmouth, strawberries in Farmington and most likely, though unconfirmed, in high-bush blueberries in Clinton.

The Asian fruit fly is particularly destructive because, unlike common fruit flies, which lay eggs only in over-ripe, rotting or fermenting fruit, the spotted-wing Asian fruit fly has a serrated appendage — an ovipositor — used in egg-laying that saws through the soft skin of ripe and unripe fruit to deposit its eggs inside the fruit.

"It's just as prolific as the vinegar (fruit) fly you find on your bananas, but those guys only attack overripe fruit," said Dill. The Asian fruit fly "is now out there attacking unripe fruit hanging on the vine."

Pesticide sprays are the only known control method but applications are expensive and must be done at least once a week, as opposed to a few times a year as

SEARCH

To search, type and hit enter

RECENT POSTS

- Obama budget proposals to invest in education and roll back tax cuts for the wealthy
- Domestic violence bills propose strengthening bail procedures in domestic violence cases are heard
- LePage education agenda wrong choice for Maine
- President asks Congress to pass his plan to help with homeowners
- Insurance companies- not religious organizations – will have to pay for women's contraception services
- Maine Joins \$25 Billion Joint State-Federal Mortgage Servicing Settlement on Foreclosure Wrongs
- LePage's education plan could close schools and divert public money to pay for religious schools

ADVERTISEMENTS

DHHS involvement

- Cathy Caton on Congresswoman Pingree applauds Executive Order on military sexual assault
- "Leading the way for local businesses" | barrelsmarket.com on Barrels Community Market

determined through monitoring for current pests. Fall raspberry growers often never spray their fruit at all, and at least one grower informed Dill that he'll go out of the business before applying the necessary sprays.

"We're looking to see if there are any natural controls for it," said Dill. "We've been working for years to try to reduce applying pesticides. . . there could be unintended consequences of spraying every week."

The flies can be transported in shipments of fruit and vegetables and even blown by strong winds.

The threat is expected to be discussed at the annual Maine Agricultural Trade Show this week in Augusta.

Recommend Confirm

You recommend this. · Insights · Error
You recommend this Sign Up to see what your friends recommend. · Insights · Error

ShareThis

Agriculture

0 RESPONSES SO FAR ↓

There are no comments yet...Kick things off by filling out the form below.

LEAVE A COMMENT

Name

Mail

Website

FEDERLE MAHONEY
LAW & GOVERNMENT AFFAIRS

Helping clients navigate Maine's legal, political and regulatory environment

100 Water St., Hallowell 207.820.7050 www.federlemahoney.com

Belfast Cohousing & Ecovillage
Healthy Land. Happy People



Families Rooted in Community

We have room for a few more families! Bring your bunch to a fun Sunday event in Belfast to learn more about our community. Excursions and projects for kids and adults of all ages.

MONTHLY EVENTS
June 13, 2 - 4pm: Gardening with Children
July 11, 2 - 4pm: Fun on the Farm

www.mainecohousing.org - (207) 338-9200



GreenEnergyMaine.com
The online hub of Maine's clean energy economy

MAINE PACE Loans Now Available in Your Community!



Take control of your heating costs!

With a Maine PACE loan, borrow up to \$15,000 at 4.99% for energy upgrades that will make your home more affordable to heat. Loan terms up to 15 years. Cut your energy bills, be more comfortable in your home and save month after month.

Get started at efficiencymaine.com or call 1-866-ES-MAINE



Asian fruit fly has blueberry and cranberry growers on edge

By Tom Walsh, BDN Staff

Posted Jan. 06, 2012, at 11:22 a.m.

MACHIAS, Maine — Those who know bugs term it *Drosophila melanogaster* — a tiny, spotted-wing Asian fruit fly that landed on the West Coast and has since made its way east to the blueberry barrens and cranberry bogs of Down East Maine.

The Japanese pest lays its eggs in soft berries, which destroys the fruit. Last year, it devastated the raspberry crop in Connecticut, and it's feared it will target Down East Maine's blueberry and cranberry crops during the upcoming 2012 growing season.

"It can be quite devastating," said David Yarborough, the University of Maine Cooperative Extension's blueberry expert. "In 2010, we found it in one trap we set. Last year we found it everywhere we looked. It has the potential of being a major pest, as it is very prolific and lays thousands of eggs in soft fruit, including blueberries and cranberries."

While there are pesticides that will kill the bug, spraying is both costly and time-consuming.

"Instead of spraying once or twice every other year, with this pest we're looking at spraying once or twice a week for months," Yarborough said. "And we've been trying our best to get away from spraying."

Yarborough said the Extension Service will be stepping up its monitoring program to track the spread of the fruit fly. Blueberry growers are coming out of a less than stellar 2011 crop, he said, and don't need any new threats to this year's harvest.

"The 2011 harvest in Maine was about average, 80 [million] to 85 million pounds," Yarborough said. "In certain areas, around Union and Ellsworth, it was very wet and cold during pollination. And it seemed that it was either raining or blowing upward of 20 miles per hour when it came time to spray. In some of those areas, there was a 30 to 50 percent reduction in yield. In July, there was both drought and heat, which didn't help."

Down East blueberry barrens did well, Yarborough said. "It was spotty, but with all the rain in August right before the harvest there was large fruit."

Growers were paid around 80 cents per pound, higher than prices paid in 2010. Maine growers benefited from a poor harvest in Quebec, Yarborough said.

Addressing the threat of the Asian fruit fly will be among the topics discussed next week in Augusta when blueberry and cranberry growers meet at the annual agricultural trade show.

<http://bangordailynews.com/2012/01/06/business/asian-fruit-fly-has-blueberry-and-cranberry-growers-on-edge/>
printed on February 9, 2012

Invasive fruit fly spans from California to Maine

Thu, 2012-01-12 09:37

University of Maine

University of Maine Cooperative Extension fruit and pest management specialists monitoring for a particularly destructive non-native fruit fly have discovered its presence at five locations in Maine.

Now they are hurriedly collaborating with counterparts across the country to collect and collaborate on the latest research on the tiny, spotted-wing Asian fruit fly in an effort to protect 2012 crops. The *Drosophila suzukii* fly poses a serious threat to Maine fruit growers' blueberry, strawberry, raspberry and potentially other soft-skinned fruits and possibly even vegetables, according to Jim Dill, Extension educator and pest management specialist in Orono.

Threat to blueberries

“Our concern is if you get the spotted wing drosophila in low-bush blueberries — 50,000 acres — it would be disastrous, just devastating to our current Integrated Pest Management program and the crop,” Dill says. “And it’s a question of when.”

Maine’s blueberry harvest in 2011 exceeded 80 million pounds. Crop value is estimated at about \$190 million, with a statewide economic impact of more than \$250 million.

Dill and Extension blueberry researcher Frank Drummond have been monitoring fruit fly traps around the state looking for early detection of the fly that comes from Asia and has spread in the last four years from California to states in the northern and southern United States. They discovered it in September 2011, and Dill says he has trapped them now in five locations in Maine — in a tomato greenhouse in Berwick, raspberries in Limington, Newcastle and Monmouth, strawberries in Farmington and most likely, though unconfirmed, in high-bush blueberries in Clinton.

The Asian fruit fly is particularly destructive because, unlike common fruit flies, which lay eggs only in over-ripe, rotting or fermenting fruit, the spotted-wing Asian fruit fly has a serrated appendage — an ovipositor — used in egg-laying that saws through the soft skin of ripe and unripe fruit to deposit its eggs inside the fruit, according to Dill.

“It’s just as prolific as the vinegar (fruit) fly you find on your bananas, but those guys only attack overripe fruit,” he says. The Asian fruit fly “is now out there attacking unripe fruit hanging on the vine.”

Pesticide sprays are the only known control method, says Dill, but applications are expensive and must be done at least once a week, as opposed to a few times a year as determined through monitoring for current pests. Fall raspberry growers often never spray their fruit at all, and at least one grower informed Dill that he’ll get out of the business before applying the necessary sprays.

“We’re looking to see if there are any natural controls for it,” he says. “We’ve been working for years to try to reduce applying pesticides. It’s going to be expensive if you have to spray every week, and there could be unintended consequences of spraying every week. Everybody’s now trying to run and do the research.”

The flies can be transported in shipments of fruit and vegetables and even blown by strong winds.

“You figure it got to Maine from California in four years,” Dill observes. “Only four years to make its way completely across the U.S.”

Mark Item As: News

User-Submitted Content Status: Accepted

Source URL: <http://westernfarmpress.com/management/invasive-fruit-fly-spans-california-maine>

Tuesday, January 24, 2012

Obama Nominates Jim Jones to Officially Head EPA Toxics Office



The White House has announced that President Obama will nominate long-time EPA leader Jim Jones to be the Assistant Administrator of the Office of Chemical Safety and Pollution Prevention (OCSPP). Jones has been acting chief of the office since the **departure of Steve Owens** last October. Jones' nomination must be confirmed by the Senate, a prospect that led some to believe Obama would not officially nominate anyone during this contentious election year. Another nominee, Ken Kopocis to be Assistant Administrator of the Office of Water, has been held up by Republicans critical of ongoing rulemaking from that office.

Jones has previously served as Deputy Assistant Administrator in the Office of Air and Radiation as well as Deputy Assistant Administrator for the Office of Chemical Safety and Pollution Prevention. He previously also was Director of the Office of Pesticide Programs and "held a series of management positions in the EPA's Office of Pesticide Programs" in a career that goes back to 1991 at EPA.

The Office of Chemical Safety and Pollution Prevention is charged with overseeing EPA's regulation of industrial chemicals and pesticides. EPA and many of the Office's programs have been mired in a seemingly constant battle to maintain funding for "protection of human health and the environment" as Congress tries to limit EPA's ability to do so. Several initiatives and rulemakings have also been hung up under review at the Office of Management and Budget.

The White House announcement of this and other key administration posts can be read [here](#).

Posted by The Dake Page at 7:33 AM



February 1, 2012

Heard from the Hill

President Obama Nominates Jim Jones to Head Federal Pesticide Regulator

President Obama tapped Jim Jones to be EPA's assistant administrator for chemical safety and pollution prevention, the office which oversees EPA's Office of Pesticide Programs. Jones has been acting assistant administrator for toxic substances since Steve Owens left the post last November.

Jones has a long history at EPA, dating back to 1991. In 2011, he worked as deputy assistant administrator for the agency's Office of Air and Radiation and has previously worked on chemical and pesticide issues. From 1994 to 2003, Jones held a series of management positions in EPA's Office of Pesticide Programs.

Bob Rosenberg, NPMA's senior vice president, congratulated Jones on the appointment. "Jim has a long history of working cooperatively with the pest management industry and NPMA looks forward to quick confirmation by the Senate and the opportunity to work with him."

PESTICIDES & Health

Myths vs. Realities

A Position Paper of the



AMERICAN COUNCIL
ON SCIENCE AND HEALTH

Professor Allan S. Felsot
Washington State University



Acknowledgements

The American Council on Science and Health (ACSH) appreciates the contributions of the reviewers named below:

John Berlau
Competitive Enterprise Institute

Bob Krieger, Ph.D.
University of California, Riverside

Christine Bruhn, Ph.D.
University of California, Davis

Manfred Kroger, Ph.D.
The Pennsylvania State University

**Janice E. Chambers, Ph.D., D.A.B.T.,
A.T.S.**
Mississippi State University

Angela Logomasini, Ph.D.
Competitive Enterprise Institute

Jay Lehr, Ph.D.
The Heartland Institute

Alan McHughen, D.Phil.
University of California, Riverside

ACSH accepts unrestricted grants on the condition that it is solely responsible for the conduct of its research and the dissemination of its work to the public. The organization does not perform proprietary research, nor does it accept support from individual corporations for specific research projects. All contributions to ACSH—a publicly funded organization under Section 501(c)(3) of the Internal Revenue Code—are tax deductible.

Individual copies of this report are available at a cost of \$5.00. Reduced prices for 10 or more copies are available upon request.

Published by the American Council on Science and Health, Inc.—May 2011. This book may not be reproduced in whole or in part, by mimeograph or any other means, without permission of ACSH.

Table of Contents

Acknowledgements	iii
Table of Contents	iv
Executive Summary	1
A Rationale for Confronting Myths about Pesticide Technology	3
Pesticides with Benefits for All: An Agricultural Perspective	5
Agricultural Reality: The Economic Perspective	5
Agricultural Reality: Practical & Environmental Advantages of Crop Protection Chemicals	9
Pesticides with Benefits for All: A Public Health Perspective	11
The Public Health Reality: Historical and Modern	11
Synthetic Chemistry for Crop Protection: Humans Imitate Plants and Bacteria	14
Technological Reality: We've Always Copied the Good Ideas of Plants and Bacteria	14
You've Come a Long Way, Baby	16
The Reality of Modern Pesticide Technology: Dynamics & Evolution	16
It's Still About the Dose (and Timing)	21
The Reality of A Modern Biochemical Perspective on Toxicity, Hazard, and Risk	21
Thresholds	22

Endocrine Disruption: Is It Just Hormonal?	25
The Reality: Confusion Between a Changing Paradigm and a Shift in Focus, Away from Cancer, to a Different Physiological System . .	25
Vetting and Regulating Pesticides	28
The Reality of Pesticide Regulation in the U.S.: An Example of Moving the Precautionary Principle from Idealistic Philosophy to Real World Implementation	28
The Reality of Pesticide Regulation: Truckloads of Data on Every Conceivable Effect from Studies with Overlapping and Redundant Objectives	31
Whose Data Are They?	33
How EPA Determines Safety Under the Mandates of the Law	33
Some Case Studies: Reports of Hazards Do Not Reflect Risks	35
Atrazine	35
Chlorpyrifos	39
Pyrethroid Insecticides	43
Glyphosate	48
Conclusions	52
References	54

Executive Summary

Will we avert a crisis of food supply shortage? This question continues to loom large although population growth rate has tempered considerably, compared to projections 30 years ago. But several years ago, as food prices

seemed to be on the verge of skyrocketing, owing to rapid increases in grain prices, we arguably got a taste of the future. When you consider uncertainty about climate variability and land use changes as well, we seem always on a precipice of doing with less rather than more. Fortunately, agricultural technology has thus far kept pace with a growing population. A crucial component of this toolbox has historically been a dynamic chemical technology, led by the availability of synthetic fertilizers and innovations in chemical pest control. This report analyzes the myths surrounding pesticide science and corrects each with a realistic perspective of the technology: how it is possible to kill pests without harming other organisms, how the science is regulated with a precautionary perspective, and, finally, with an analysis of claims made about hazards and the probability that these pose credible risks to health. This report makes the case for the benefits of pesticides, ranging from the protection of crop yields to the protection of public health. Indeed, the benefits are abundant enough that one can simply state that the availability of pesticides has significantly improved human health.

Controversy surrounding pesticide use at first glance would seem to date back to the 1962 publication of Rachel Carson's *Silent Spring*. However, this superficial analysis ignores the long history of pesticide control statutes such as the Federal Food, Drug, and Cosmetic Act (FFDCA 1938) and the Federal Insecticide, Fungi-

cide, Rodenticide Act (FIFRA 1947). One might argue about the effectiveness of these laws, but they have been amended many times, before and after *Silent Spring*, to address their weaknesses. Indeed, perhaps the most far-reaching modification was the Food Quality Protection Act of 1996 which, for the first time, oriented the main law, FIFRA, to consider risk to consumer health as the only basis for re-registering older chemicals and registering new products. Veneration of *Silent Spring* by advocacy groups has overlooked the reams of data already in the public sector that Carson had been reading to inform her literary endeavor.

And so, current pesticide laws have evolved and are arguably the most precautionary of all congressional mandates involving technology. Indeed, we assert that modern pesticide laws epitomize in action an otherwise vacuous precautionary principle that eschews risk assessment as a basis for risk management. Risk assessment rightfully recognizes the too often ignored principles that all chemicals (whether plant-derived or cooked up by humans) are subject to the same physical laws of thermodynamics and the principles of kinetics. Such recognition explains how we humans can eat a myriad mixture of plant chemicals, many of which are recognized as toxins themselves, arising from an evolution of plant metabolism that aids their survival against voracious predators and the vagaries of weather.

Executive Summary

In this background of survival, the principle of “reasonable certainty of no harm” guides decisions about releasing man-made pesticides to help in the battle to protect crop yields and food quality. Economic analyses prove how food supply would become precarious without the use of chemical technology. Epidemiological analyses prove how eliminating an effective surface-sprayed insecticide like DDT has fostered large outbreaks of malaria, the mosquito-borne scourge of 300 million humans a year. Yet despite the proven benefits of pesticides, years of research have shown that these valuable tools cannot be used without proper management, and that, moreover, they should exhibit selectivity of pests over nontarget organisms so that they become complementary to natural biological control processes existing within all agricultural ecosystems.

Industry has responded to the goals and needs of a compatible pesticide technology with development of ever more selectively toxic chemicals that are used at comparatively low rates compared to the chemicals they are replacing in the marketplace. The recent generations of EPA-designated reduced-risk pesticides are in many cases tens to hundreds of times less toxic to fish, birds, and nontarget predators and parasitoids than chemicals that were introduced to farmers between the 1950s and 1970s. However, the biochemical theory of ligand-receptor and enzyme-substrate kinetics, in combination with considerations of pharmacokinetics, is applied herein to show that some of the older chemicals actually present little risk of adverse effects in association with realistic environmental rates of use.

Following explications of toxicological mechanisms of selectivity and the importance of considering pharmacokinetic factors influencing pesticide

disposition within the body, this report specifically examines the claims about four types of contemporary pesticides—atrazine, chlorpyrifos, pyrethroids, and glyphosate. In each case study, the published scholarly literature is used to show that the perception of adverse effects has arisen as a result of mistaking—either through ignorance or ideology—laboratory studies of toxicological mechanisms for analysis of risk based on consideration of how the chemicals are actually used.

One important point to consider in any analysis of pesticide technology is the evolution of a dynamic system of management. That is, any reports of adverse effects are dealt with by development and implementation of new testing requirements or by changes in permissible uses of a product. The system provides feedback to both regulatory agencies and manufacturers themselves. The latter have historically responded by a focus on discovery of new products that meet the goals of a safer chemical technology. Unfortunately, public attitudes—fed by attention-seeking media scare stories—seem focused on the past and fail to see a comparatively rapid change in chemical technology and how it has been deployed. Similarly, public attention is drawn to misinterpretations and half-analysis of stories of hazards. However, scrutiny of the published literature has failed to find evidence of a credible probability of adverse human health effects derived from the use of modern pesticides as occurs in the real world, not in the laboratory-generated environment. Despite the headlines of hazard, modern chemical technology provides hope for continued improvement of human health, whether helping to make vegetables and fruits of high quality more abundant and cheaper, or to preserve (or indeed, enhance) the health of individuals and society at large.

Despite the headlines of hazard, modern chemical technology provides hope for continued improvement of human health.

A Rationale for Confronting Myths about Pesticide Technology

Over the last decade, food preference surveys as well as sales statistics show an increasing percentage of consumer preference for buying “organic,” raw, and processed food products (Saba and Messina 2003; Hughner et al. 2007).

Although the absolute numbers of individuals purchasing these food items compared to conventional items is still quite small (Hughner et al. 2007), the data seem to validate the perception that consumers generally have a negative opinion of pesticide use (Chipman et al. 1995; Makatouni 2002; Magnusson et al. 2003; Yiridoe et al. 2005). This negative opinion is related to several concerns, ranging from worry about the health effects of pesticide residue exposure to a mistrust of industries synthesizing and marketing pesticides (Chipman et al. 1995; Slovic 1999). Various surveys also suggest that consumers do not perceive any benefits from the use of pesticide technology (Hansen et al. 2003). Consumers may understand the need to manage crop and livestock pests, but they may also think that pesticides are not necessary to achieve this goal, or, alternatively, that they are overused in agriculture (Chipman et al. 1995). Risk perception surveys generally agree that consumers view pesticides as a high hazard technology that is uncontrollable, unknowable, and of little benefit to themselves (Chipman et al. 1995; Slovic 1987).

Given that pesticide technology encompasses a vast array of individual chemicals and formulated products, changing consumer perceptions seems to present an insurmountable obstacle in communicat-

ing risk. While consumers are reacting by expressing their feelings about a generic technology, the scientific expert is most likely focusing on the idiosyncrasies of an individual compound. Nevertheless, general principles of biochemistry and physiology are important for assessing pesticide technology. Application of these principles is crucial to properly regulating as well as using the technology. Furthermore, the benefits of the technology must be considered in light of the possible and likely adverse consequences of **not** using it.

The literature on the perception and communication of risk suggests that perhaps consumers are not the real audience in need of information about the intricacies of pesticide technology. For example, 84% of surveyed residents in Washington State did not think pesticide use and control was an environmental problem (LaFlamme and VanDerslice 2004). It seems that information may be better directed to legislative members and their staff (Cohen 1997). When these cohorts were surveyed, the most desired information was explanations of how risk assessments are conducted, with application to particular chemicals as an example. If legislators and their staffs are receptive to a better understanding of chemical technology through risk assessment, then dispelling misconceptions about pesticides as a precursor to rational risk manage-

A Rationale for Confronting Myths about Pesticide Technology

ment may not be an insurmountable task. After all, legislatures mandate regulation of the technology. Regulators themselves, therefore, must understand fundamental biochemical principles, as they regulate many kinds of chemicals.

Yet simply educating regulators may not be an effective way to dispel misconceptions. Comparisons of lay and expert opinion about chemical hazards in general revealed unpredictable disagreements about the hazard and risk of chemical technology among experts (for example, regulators and academic or industry researchers engaged in some aspect of toxicology) that were not too different from those expected between consumers and experts (Kraus et al. 1992; Mertz et al. 1998). If there is as wide a divergence of opinion among experts themselves as that which occurs between experts and consumers, one cannot expect to be very successful at risk communication unless some of these perceptions are addressed directly. Perhaps within the technical community itself insufficient attention has been paid to “common wisdom” in order to determine operational misconceptions about pesticide technology in general.

This report is a response to a need expressed for factual information among legislative authorities, but it also addresses experts themselves by considering tenuous the assumption of agreement about the risks of chemical technologies. Our analysis substitutes factual information (some fundamental principles of toxicology based on biochemical concepts, an overview of properties of modern “reduced risk” pesticides, and a delineation of pesticide benefits to human wellbeing) for misconceptions specifically about pesticide technology.

To communicate the fundamental principles of toxicology necessary for appropriately regulating pes-

ticide technology, this report will first state misconceptions or myths about pesticides that can be gleaned from a combination of risk perception literature, as well as examining pesticide stories in the media (Felsot 2010). After stating a myth, the reality based on biochemical principles will be explained. Similarly, misconceptions related to the real benefits of pesticide use will be answered with examples of how pesticides actually contribute to protection of human health and a general improvement in wellbeing. Finally, to illustrate how misunderstandings of the nature of toxicology and epidemiology studies contribute to a skewed conflation of hazard and risk, the report will review some commonly used biodegradable pesticides and attempt to alleviate issues of specific concern. By discussing misconceptions and realities about pesticide technology, and highlighting particular pesticides, this report can provide risk communicators within the business community and government with a stronger technical basis for discussing pesticide issues.

One caveat needs emphasis up front. Arguments promoting global benefits from pesticide technologies as they’ve evolved over the past 40 years are not arguments against ensuring that these compounds have little risk as they are used. Rather, our regulatory system for pesticides has actually been quite precautionary. Ironically, as calls for adoption of a “precautionary principle” in place of a risk assessment process have begun to permeate governmental regulatory activity, pesticides are arguably the one technology where so-called tenets of this principle are actively practiced. Thus, another objective of this report is to clarify multiple aspects of pesticide technology that must be known if we wish to move past the myth that we have not properly considered hazards in the midst of overwhelming benefits.

Pesticides with Benefits for All: An Agricultural Perspective

Myth: Farmers use pesticides for their own economic gain without regard for need or a social responsibility to protect the environment. Pesticides are not needed for farming, as has been proven by the increasing adoption of organic farming.

Agricultural Reality: The Economic Perspective

Pesticide and fertilizer use has been recorded since ancient times, suggesting that ecosystem management is not a recent cultural attribute. In the context of modern agriculture, the objectives of pesticide use are to increase production efficiency and yields; reduce the cost of food and, especially, to increase the availability of grains, fruits, and vegetables; improve food quality and losses during transport and storage; improve soil conservation; and ensure a stable and predictable food supply (NRC 2000).

Pesticide use is widespread on farms, but more importantly, different classes of pesticides are differentially used (NRC 2000; Padgitt *et al.* 2000), suggesting that growers make decisions based on need rather than solely on prophylaxis. For example, in the U.S. during 2002 approximately 303 million acres of crops were harvested, and 95% were treated with some type of pesticide. However, 64% of the acreage was treated to control weeds (i.e., herbicide use), 22% to control insects (insecticide use), 6% to control diseases and nematodes (fungicide and nematicide use). Another 4% of the crop acreage was treated with a plant growth regulator for fruit thinning, growth control, or defoliation (Felsot and Racke 2007).

The proportional use of different kinds of pesticides (i.e., herbicides, insecticides, fungicides, etc.) shows that farmers do not monolithically use the chemicals on every acre. Rather, the data show that use is tied to specific need. Furthermore, the intensity of specific pesticide classes also varies significantly by crop. Grains tend to be disproportionately treated with herbicides, but fruit and vegetables mostly receive insecticide and fungicide applications (Table I). Farmers use the technology that controls the pest at hand — but, importantly, use is driven by need as influenced by weather conditions, anticipated and actual pest infestations, and the balancing of costs and returns.

The benefits of crop protection chemicals for improving and protecting crop productivity is difficult to separate from the effects of hybrid seed technology and other plant breeding advances. Nevertheless, an examination of crop yields relative to land under production shows that both types of technologies have had major contributions. For example, the greatest proportion of U.S. farmland is devoted to corn production. A historical examination of area of land, yields, and the introduction of different technologies over time suggests that insect control (mainly of the

Pesticides with Benefits for All: An Agricultural Perspective

corn rootworm complex) has greatly enhanced the effectiveness of hybrid seed technology (Figure 1). Furthermore, the introduction of modern synthetic herbicides facilitated widespread adoption of conservation tillage in the Corn Belt, which in turn greatly reduced the major cause of environmental degradation in North America—soil erosion and sedimentation in rivers (Pimentel et al. 1995).

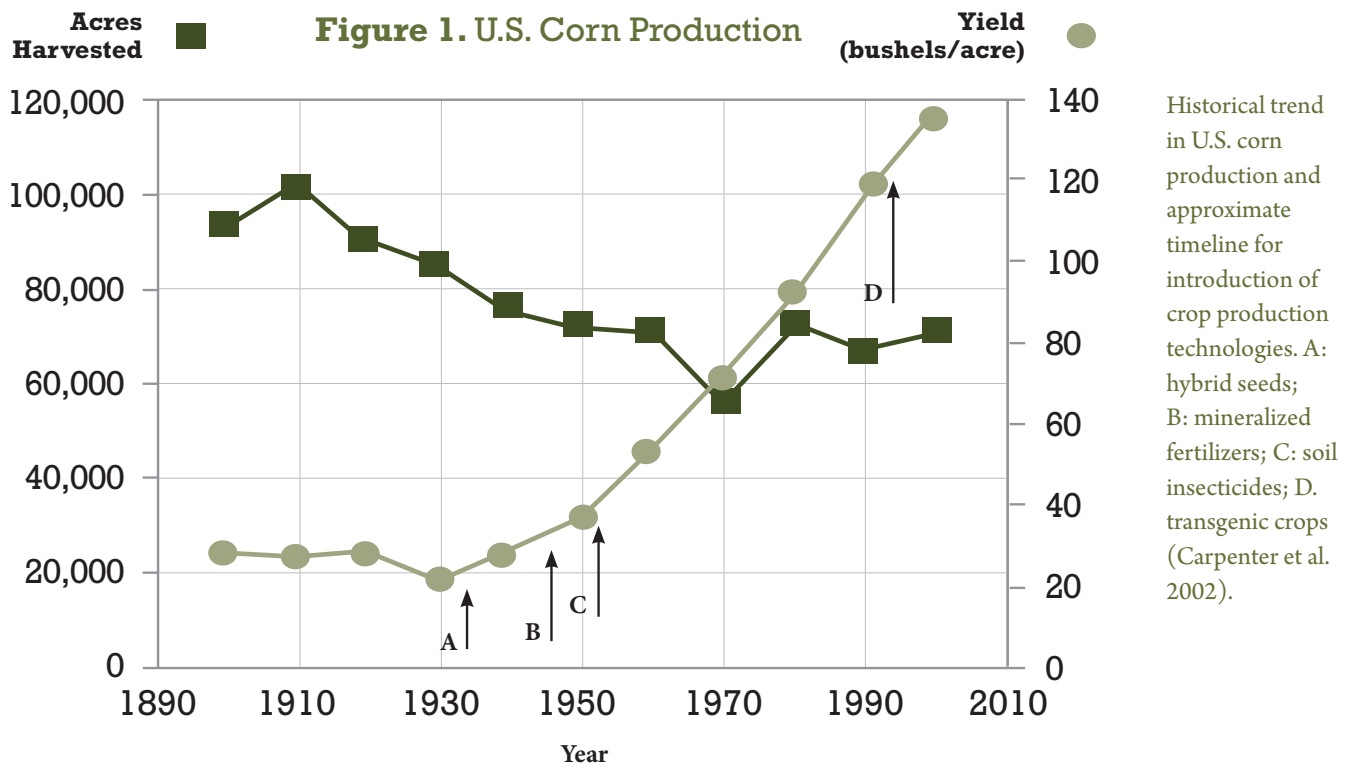
Perhaps an even more compelling case for the role of crop protection chemicals, especially fungicides

and fumigants, in crop production efficiency is suggested by potato production statistics. In 1900, nearly 3 million acres of potatoes were harvested, yielding an average of 52 cwt/acre (USDA 2005). In 1950, average yields were 153 cwt/acre. In crop year 2004, 1.2 million acres of harvested potatoes yielded an average 752 cwt/acre. Surely, advances in plant breeding play an important role in production increases, but by the 1950s, fumigants for control of nematodes became widely available — nearly coincidentally with the

Table 1. Percentage Use of Pesticide Classes on Major Crops During Crop Years 2003 or 2004

Crop	Herbicide	Insecticide	Fungicide
Corn	95	29	<1
Soybean	97	4	1
Wheat	45	7	2
Cotton	98	64	7
Potato	91	84	91
Apple	42	94	90

USDA NASS 2004, 2005



widespread adoption of mineralized fertilizers. But the production trends strongly suggest an environmental benefit because presently seven times more potatoes are produced per acre than were produced in 1900. If one thus extrapolates for other crops that yields have increased owing to adoption of modern technologies like improved breeding using biotechnology and chemical pesticides, then a large benefit is a return of farm land to other uses, such as forests and/or prairies and conservation of natural areas, as well as residences for a burgeoning population.

What is more, the aggregate economic benefits associated with pesticide use have been subjected to various empirical modeling exercises and expressed as the loss of production if pesticides were not used (NRC 2000). Production losses during the mid-1980s were estimated to be as high as 37% of total output (Pimentel et al. 1992). This estimated loss occurred despite pesticide use, but the estimate seems rather high when assessed against specific crop analyses. For example, one of the most destructive pests of potatoes, late blight disease, broke out in the Columbia Basin of Washington State and Oregon during 1995. Fungicide use rose from typically two applications per season to as many as 12 (Johnson et al. 1997). However, yield differences between the pre- and post-blight outbreak were only 4-6 percent. On the other hand, without any management, the blight epidemic could have reduced yields 30-100 percent.

Other economic analyses have projected the effect on fresh and processed vegetable and fruit yields if pesticide use were reduced 50 percent or simply not used at all (Knutson et al. 1993). Reductions in fresh fruit yields were 40 percent and 75 percent, respectively. Substantial reductions were projected in grain production under conditions of no herbicide use (Fernandez-Cornejo et al. 1998). Another study estimated that a total pesticide use ban would require an additional 2.5 million acres of vegetable and fruit production to make up for the yield loss (Taylor 1995). Although modeling estimates of the impacts

of decreased pesticide use or no use seem large, the actual decrease in yields (and consequent effects on consumer prices) would depend on the availability of other alternative crop protection technologies or practices (NRC 2000). For example, field crops like corn can be grown with minimal herbicide use if tillage is used more frequently. Additionally, hand weeding, as is often practiced in certified organic crop production, along with tillage, can substitute for herbicide use. However, aggregate analysis of grain, vegetable, and fruit crop management, assuming only hand weeding and tillage without herbicide use, showed an average yield reduction of 20 percent (Gianessi and Reigner 2007). Furthermore, substitution of increased tillage for weed control would counter the benefits of reduced tillage for soil conservation.

Vegetable and fruit production would likely be the most adversely affected by wholesale loss of use of insecticides and fungicides, owing to their disproportional problems with insect pests and plant pathogens. Loss of pesticide availability would also adversely affect consumer prices, and potentially mean a loss of domestic sources of supply as production is relocated to other regions (Zilberman et al. 1991).

It's important to realize that the economic return-cost ratio for pesticide use is generally favorable. The ratio depends on the specific crop because the annual commodity price must be factored in, as well as the site-specific yield and expenses due to chemical purchases. Nevertheless, older estimates for return ranged from \$4-\$29 for every \$1 spent (Metcalf and Luckman 1975), and more recent estimates suggest a \$3-\$6 rate of return per \$1 spent (Zilberman et al. 1991; Pimentel et al. 1992). Significant for the grower is the comparatively low incremental cost of pesticide use relative to all production expenses. The most recent estimate (crop year 2002) is that purchase of pesticides represents 4.4% of total expenses, compared to the 12.7% of expenses for hired and contract farm labor (USDA 2004). Pesticides themselves help lower costs by substituting for labor. For example, fruit thinning required

in the pome fruit industry is mostly done by chemical thinners but still requires some hand thinning if loads are deemed excessive.

Perhaps the most popular misconception among consumers of organic foods is that such products lack pesticide residues and other additives. The basis for this belief is the often-repeated argument that organic agriculture distinguishes itself from conventional production methods because no synthetic pesticides are used. Prolonged pronouncements of no synthetic pesticide use easily evolve into a consumer perception of no pesticide use. Contraction of no synthetic use to the equivalency of no use at all may be facilitated by the myth that somehow synthetic substances are generically different in their adherence to thermodynamic laws and reactivity than natural substances.

The reality is that U.S. rules for certification of organic production allow for the willful use of approved crop protection products. Under the Federal Insecticide, Fungicide, and Rodenticide Act (FIFRA) many of these products are legally pesticides and must be registered with EPA (Felsot and Racke 2007). However, organic growers by rule cannot use synthetic materials unless approved by the National Organic Standards Board (NOSB). But no pesticide (NOSB-approved or otherwise) can be used in any type of farming practice unless vetted by EPA first. EPA does a comprehensive risk assessment on all chemicals submitted for registration, using the raw data submitted by a prospective pesticide registrant. Similarly, NOSB contracts with the Organic Materials Research Institute (OMRI) to do a comprehensive hazard assessment of materials proposed for certified organic production. In that case, similar questions are asked, except that the OMRI speculates whether a candidate product is really needed and therefore a credible substitute. One criterion would be that it is “less hazardous.” Although a perspective of hazard differs from one that uses hazard along with exposure to characterize risk, some of the active ingredients used by nonorganic growers are the same as those used

by certified organic growers. For example, spinosad insecticide, a complex macrocyclic lactone saccharide derived from a bacterial fermentation culture, is used by today’s cherry growers regardless of their production philosophy. Even though NOSB policy tends to avoid substances that are toxic, spinosad has a biochemical mode of action that would classify it as a type of neurotoxin (Sparks et al. 2001; Orr et al. 2009).

The “purity” of organic food is further dispelled by analytical surveys of organic commodities to reveal that some contain synthetic pesticide residues both banned and currently registered, albeit much less frequently than so-called conventional foods (Baker et al. 2002). Residues in organic commodities are likely inadvertent, due to airborne transport and deposition, as well as soil residues from past use. Recognizing the ubiquity and mobility of environmental residues, NOP rules allow inadvertent pesticide residues up to 5 percent of the established federal tolerance level without a loss of organic certification. Whether one likes or dislikes pesticide use, past practices influence residues in food. However, current residue studies indicate that the vast majority of conventional foods have **no detectable pesticide residues** (FDA 2009; USDA AMS 2009).

In summary, various economic analyses are in agreement that pesticide use has been definitely associated with profitable returns to farmers (and thus to society), and it is not true that pesticides are used on every crop indiscriminately. The reality is that some crops require disproportionately more herbicide use and some crops require more insecticide and/or fungicide use. Thus, efforts to globally limit pesticide use fail to take into account specific and local needs for crop protection. Furthermore, certified organic producers have an array of pesticides they can use under the rules of the NOSB. Past land practices have led to detections of pesticide residues in organic food, but current analytical surveys show that so-called conventionally produced food most often has no detectable pesticide residues.

Agricultural Reality: Practical & Environmental Advantages of Crop Protection Chemicals

In addition to their economic benefits accruing from the objectives for which they are used, pesticides have certain advantages over other practices for crop protection (as well as production) that make them very convenient, efficient, and cost-effective (Metcalf and Luckman 1975). First, for most cropping systems, pesticides are the only practical available technology because other technologies are not available, unproved, or do not work efficiently. For instance, hybrids of certain crops may lack a pest-resistant cultivar. In other cases, a nonchemical pest control practice fails to work over time. An example of the latter situation is the apparent adaptation of western corn rootworms to the practice of annual corn-soybean rotations that were very successful in reducing the need for soil insecticides (Sammons et al. 1997; Rondon and Gray 2004).

Second, pesticides have rapid curative action in preventing loss of crop yield or protecting human and animal health. Thus, they can be used when a pest population becomes intolerable. One of the tenets of integrated pest management (IPM) is eschewing prophylactic sprays in favor of “as needed” treatments. Thus, there may be a very short window of time during which the pest needs to be controlled, and nonchemical methods may lack a rapid enough action.

Third, the diversity of locations where crops are grown means different pest complexes thrive under a wide range of climatic conditions. Pesticides have a wide range of properties, uses, and methods of application that can cover many problems as they arise.

The inorganic pesticides used during the first half of the 20th century and the first wave of synthesized pesticides after 1950 were generally broad spectrum but not necessarily adequate for all cropping systems (Stern et al. 1959). Over the last thirty years new chemistries have been introduced to narrow the spectrum of activity. Along with new formulations and application methods, modern pesticides can be better tailored to specific crops’ pest problems. Similarly, insecticides introduced over the last 15 years are also much less toxic to the natural biocontrol organisms than the broad-spectrum synthetics introduced during the 1950s. Furthermore, modern pesticides rapidly degrade in the environment and do not bioaccumulate in lipid tissues as did the chlorinated hydrocarbon and cyclodiene pesticides that were heavily used prior to their ban in the early 1970s.

A fourth benefit stems from herbicide use in grain production throughout the Corn Belt. Before the advent of synthetic chemical herbicides like atrazine, erosion was severe on even gently sloping lands because farmers relied on the moldboard plow and further cultivation of the soil during crop growth to control weeds. Many environmental scientists agree that eutrophication and sedimentation of aquatic resources due to runoff and erosion from agricultural land is the most important cause of water quality impairment, not to mention being responsible for transportation problems as rivers backfill with sediment. By the 1960s, a few herbicides were commercially available

The diversity of locations where crops are grown means different pest complexes thrive under a wide range of climatic conditions.

Pesticides have a wide range of properties, uses, and methods of application that can cover many problems as they arise.

and allowed farmers to consider substituting chemical control of weeds for turning the soil over and thereby making it highly susceptible to the erosion caused by wind and spring rains on bare soil. No-till agriculture bloomed, especially in corn production, because farmers were able to rely on herbicides. Aggregate soil erosion from tilled soil in four Corn Belt states (Illinois, Indiana, Iowa, Nebraska) was estimated at 14.9 tons/acre/year but only 2.8 tons/acre/year from untilled grain fields (Gianessi and Reigner 2006).

Furthermore, by eliminating the need to till soil, herbicides also allow for the conservation of fuel. Over 111 million gallons of fuel may be saved by using herbicides instead of tillage in the aforementioned four Corn Belt States (Gianessi and Reigner 2006). Lowered emissions of greenhouse gases are also associated with a reduction in fuel use (Robertson et al. 2000).

In addition to fuel reductions, an increased yield for every dollar invested in agricultural production significantly reduces per acre increases in carbon emissions; this is by virtue of avoiding the land clearing otherwise necessary to maintain sufficient production for an increasing population (Burney et al. 2010). Thus, current analyses support the idea that pesticide technology also contributes to environmental quality by virtue of enhancing yield.

Two other recent analyses also support the conclusion that there are both direct and indirect benefits to pesticide technology. Although the direct benefits of suppression of pest density, and thus suppression of damage, are obvious, indirect benefits can also be considerable. Some examples of the latter include increased financial resources for a community, due to greater producer profits; increased consumer access to fresh fruits and vegetables; and an increase in

lands available for wildlife conservation (Cooper and Dobson 2007). Direct control of human and livestock pests (as discussed in the following sections) create similar secondary benefits for economic productivity, public health, and longevity.

An analysis of historical and contemporary management of cotton pests provides another affirmation of the benefit of pesticide technology and also suggests indirect benefits beyond a specific crop (Naranjo and Ellsworth 2009). Cotton has historically been a crop requiring arguably the highest per acre intensity of pesticide use. Cotton pest management in Arizona has evolved into a highly strategic system that employs both natural biological control organisms (i.e., predators and parasitoids) but also relies on highly selective insecticides for controlling the most important pests, which include the pink bollworm and whiteflies. Pink bollworms have been managed by use of cotton cultivars bred to contain the highly selective bacterial toxin protein derived from the naturally occurring insect pathogen *Bacillus thuringiensis*. Deployment of such cultivars can conserve predator populations. The whitefly, on the other hand has, been successfully managed by judicious integration of highly selective insecticides that affect insect development. The availability of such insecticides has not only increased profits by reducing the overall need for pesticides, it has also indirectly benefited other regional crops attacked by whiteflies: These now show an overall reduction in their populations. Thus, innovative pesticide technology has resulted in “an unprecedented stability of ecosystem services and major economic and environmental gains in Arizona cotton that has extended to benefit the entire agroecosystem of the region” (Naranjo and Ellsworth 2009).

Pesticides with Benefits for All: A Public Health Perspective

Myth: Pesticides offer no benefit to public health and, arguably, detract from it.

The Public Health Reality: Historical and Modern

Daily life in the developed countries of the West is not likely plagued by insect-transmitted infectious diseases. While it is true that the yellow fever vector mosquito *Aedes aegypti* once haunted the streets of New Orleans, a program of publicly financed mosquito control arose in the 1960s and spread throughout the U.S. to dampen the disease-transmission potential of insects. Even so, over the last decade, West Nile virus, transmitted by the bite of the *Culex* mosquito, has spread from New York to California, becoming endemic in every state (Artsob et al. 2009). Lyme disease, a spirochete bacterium transmitted by the bite of the tiny deer tick, disables nearly 20,000 people each year (Bacon et al. 2008); it is in many places now in the U.S., although the epicenter is in New England. Insect bites are mostly a nuisance to citizens in highly developed countries, but the last decade of West Nile virus epidemiology shows the need for vigilance about infectious disease control even as megacities and exurbs pave over widening expanses of natural lands. Furthermore, the widespread outbreak and spread of West Nile virus has had observably negative impacts on bird populations (LaDeau et al. 2007).

Recent experience indicates the need for vigilance against arthropod-vectored diseases even in developed countries—but the situation is surely more dire

on a continent like Africa, where publicly financed programs are infrequent, and poor when they exist. *Anopheles* mosquitoes today still transmit per annum over 500 million cases of malaria (WHO 2010), a disease caused by *Plasmodium falciparum*, a protist requiring both the mosquito and human body in which to complete its life cycle. Malaria causes paroxysms of fever, often several times each day. With so many infected, economies become inefficient as workers are struck ill. And because infant and child nutrition is so deficient in these countries, a nearly unimaginable 800,000 children die from mosquito-transmitted malaria each year.

But many countries have malaria under control. They adopted the use of DDT, the chemical technology used by the military during WWII and by the European Command after the war to control mosquito populations. Data on malaria incidence before and after the advent of DDT proved that the pesticide could be effective without causing acute harm (Hayes 1991). The evidence for lack of acute harm became apparent when millions of Europeans were directly dusted to control lice that transmitted a form of typhus caused by the bacterium *Rickettsia*.

However, DDT was essentially banned in the U.S. in 1972 when the recently-created EPA decided to

suspend its registration for any agricultural use. (In fact, the decision was entirely the work of EPA's first administrator, William Ruckelshaus.) Unfortunately, the history of agricultural use of DDT and its demise as an effective pest control technology on crops has been conflated with its continued success with mosquito control in lesser developed countries of Africa, parts of Latin America, and parts of Asia. Although DDT was memorialized into infamy by Rachel Carson's *Silent Spring*, it was the agricultural use of the chemical that got it into trouble, not the public health use. Even so, since Carson's time, how DDT is used in public health has been the key to its successful control of mosquitoes where they matter, in the house. During and shortly after WWII, spraying of DDT was widespread in the environment. However, by the 1950s it was well known that mosquitoes rested on walls and ceilings of buildings. Thus, by the late 1950s researchers had already established the efficacy of a "space spray," wherein only resting areas on walls would be treated (Barlow and Hadaway 1956).

To this day, the public likely does not understand how DDT is actually used, and thus visions of *Silent Spring* dominate the conversation. So prevalent is the misunderstanding that a number of countries decided to eschew its use — with devastating consequences for malarial incidence. Re-adoption of the limited spraying of house walls was associated with a rapid decline in malarial incidence (Roberts et al. 1997). However, aerial spraying for mosquitoes is still viewed as effective under certain circumstances for some insect vectored diseases. The benefits of using adulticides to control West Nile virus mosquito vectors have been shown to substantially exceed costs as well as effectively protect human health without adverse health effects or ecological problems from pesticide exposure (Peterson et al. 2006; Davis et al. 2007; Carney et al. 2008; Barber et al. 2010).

Pertinently, public health protection specialists have long known that DDT alone is not enough to control the scourge of malaria-infested mosquitoes.

Mosquito larval, egg-laying, and breeding habitat must be monitored and managed. Western countries now use insecticides based on microbial toxins, namely *Bacillus thuringiensis israeliensis* (*Bti*) and *Bacillus sphaericus*. *Bti* and *B. sphaericus* are incredibly specific, naturally occurring bacteria that are toxic only when ingested by mosquito larvae. These organisms are still deemed pesticides, specially regulated under EPA's biopesticides program (EPA 2010).

In addition to habitat management for mosquito control, individuals are encouraged to protect themselves with mosquito netting around their beds at night. Emphasis has been placed on using insecticide-impregnated bed netting, which can be effective when whole communities are included in control programs. However, even such relatively passive control measures are very much influenced by the type of insecticide deployed (e.g., irritant vs. non-irritant effects) (Curtis and Mnzava 2000), further illustrating that the benefits of pesticides depend on the appropriate use of specific chemicals.

One aspect of protecting public health that is not often mentioned is the potential of pesticides to reduce microbial contamination and the associated production of fungal toxins. Overlooked is the use of chlorine and other disinfectants, all of which are registered pesticides, in water treatment. U.S. consumers appreciate water devoid of bacterial contaminants and know implicitly that bacterial infection from drinking water is very rare here. However, inadequately treated public supplies do occur, as evidenced by the outbreak of cryptosporidium in a Wisconsin water supply during 1993 (MacKenzie et al. 1994). A water-borne outbreak of pathogenic *E. coli* in Walkerton, ON during 2000 was also definitively connected to inadequate chlorination (Hrudey et al. 2003).

Anti-pesticide activists may try to assert that pesticide use is all about blemish-free fruit and vegetables. True, use of crop protection technologies reduces marking and scarring, thereby filling to overflowing produce counters with picture-book food. But insect

feeding causes harm that makes a food more susceptible to fungal invasion. Certain fungi commonly associated with crops produce mycotoxins that have well-documented physiological effects in mammals, including humans and livestock (Marasas 2001). Allowing insect or plant disease injury to progress without protecting a crop only increases the likelihood of mycotoxin residues. Indeed, the problem's gravity is evidenced by an international standard for maximum allowable residues of mycotoxins. Furthermore, the value of protecting crops against direct insect feeding has been proven with the adoption of corn genetically bred with a gene from *Bacillus thuringiensis* (called Bt corn) to produce a very insect-specific protein that kills the European corn borer. This insect damages corn and is arguably the major cause of fungal mycotoxin contamination, as damaged seed is pushed into storage. Mycotoxins are considered both human and livestock hazards with carcinogenic, neurotoxic, and teratogenic effects. However, Bt corn has substantially lower levels of mycotoxin contamination than corn not protected against corn borers (Bakan et al. 2002; Wu 2006). Thus Bt corn, which is regulated as a pesticide, helps keep grain quality within established regulatory standards that protect against mycotoxin exposure.

One practical benefit of pesticide use that is often overlooked is tied both to public health protection of workers as well as economics of production. Herbicides, which are used more frequently and in greater quantities than any other pesticide class, are quickly applied to all kinds of crops and thus eliminate the need for hand labor to hoe out weeds (Gianessi and Reigner 2007). Hand labor is expensive, and its availability is diminished by a shortage of people willing to become part of a migrant worker culture that moves from farm to farm. One application of herbicides for weed control in a single field is worth the hand labor of tens to hundreds of workers. The aggregate numbers

are startling for just four major Belt States alone (i.e., Illinois, Indiana, Iowa, Nebraska). Economic analysis of labor requirements in the absence of herbicide use has estimated the need for a total of 338 million hours of work by over two million workers (Gianessi and Reigner 2006). Considering that less than 2% of the entire US population (approximately 6 million people) works on farms, replacing chemicals with people is not practical.

Perhaps just as important is to question how people would fare doing strenuous physical labor in the sun for a typical 8-hour work day. Sun exposure may explain elevated lip cancer risks, as well as the slightly elevated skin cancer risk, among farmers (Aquavella et al. 1998). Musculoskeletal health would likely be seriously impaired, given the physical nature of hand-pulling and hoeing weeds. As evidence of such physically adverse impacts, California instituted an administrative policy prohibiting the use of short-handled hoes. Organic lettuce growers rely on hand weeding to attain profitable production and have petitioned the State of California against stricter labor rules, ostensibly because sufficiently effective approved herbicides are unavailable (James 2005). Thus the lack of appropriate available pesticides adds to labor costs as it simultaneously raises the issue of hand-weeding labor's impact on worker health.

The foregoing story of public health benefits now comes full circle, back to the historical roots of using pesticides directly to affect insects afflicting our bodies. The flowers of chrysanthemums (specifically *Chrysanthemum cinerariaefolium*) were used in the early 1800s by Southeastern Europeans and Persians to produce an extract called pyrethrum that alleviated a lice sufferer's scourge. Thus, over a span of less than 200 years, we have taken and improved upon Mother Nature's chemistry to improve our own public health. Which leads to the next myth about chemical pesticides.

Synthetic Chemistry for Crop Protection: Humans Imitate Plants and Bacteria

Myth: Synthetic chemical pesticides are unnatural and cannot be degraded. Thus, they are particularly dangerous in comparison with natural products derived from plants.

Technological Reality: We've Always Copied the Good Ideas of Plants and Bacteria

Many organisms, especially plants, produce chemicals incidental to their normal energy-producing biochemistry that function to ward off predators, protect seeds, or attract insects for pollination (Ames et al. 1990a, 1990b; Ames and Gold 1997). Sometimes, these chemicals are just by-products of metabolism that may serve other purposes, or they are perhaps excretory products that would be toxic if allowed to accumulate in the cells. Sometimes we can only speculate about the evolutionary role of these chemicals. For example, apples contain acetic acid. Although it's a natural component of apples, the acid is nevertheless listed as a hazardous substance, and the MSDS sheet lists horrific adverse effects from exposure, including vomiting, diarrhea, ulceration, bleeding from intestines and circulatory collapse. Perhaps the evolutionary benefit of such a metabolic pathway and storage in fruit accrued from the known antiseptic qualities of acetic acid (Levine 1940). Similarly, bacteria produce well-known toxins that ostensibly provide some pro-

tection against predaceous protists or other bacteria. A pertinent example of humans using such hazardous bacterial metabolites is the subcutaneous injection or topical epidermal application of the highly toxic botulinum neurotoxin, which is derived from the anaerobic food spoilage organism *Colstridium botulinin*; it is commonly used for cosmetic or corrective purposes (Collins and Nasir 2010).

The examples of acetic acid and botulinin, as well as other instances of natural toxins in food, are but some examples of the many incidental chemicals produced by plants and/or bacteria that are quite toxic in high doses. Certain fungi of the genus *Aspergillus* grow on cereals and produce chemicals called aflatoxins that are hundreds of times more potent than any synthetic pesticide synthesized by humans. Yet our perspective about the risks of pesticides does not apply to *Aspergillus*, as our concerns are focused on the timely application of a fungicide on stored grains—the right thing to do in order to protect food and avert health problems.

Pesticides & Health: Myths vs. Realities

Because chemicals produced by plants are functional, evolution has arguably resulted in a form of chemical technology. Through our own chemical technology, aren't we just "imitating" our botanical and bacterial counterparts? For example, Swiss cheese results from bacterial species that produce substantial amounts of propionic acid when growing on milk products. The propionic acid is a by-product, along with the carbon dioxide formation that creates the familiar holes, but it also suppresses prolific fungal (i.e., mold) growth (Suomalainen and Mayra-Makinen 1999). Today, humans add synthesized propionates to baked goods to obtain the same protection.

Members of indigenous cultures have long used plants as their medicines. The knowledge of which plants to use, how to prepare them, and the amounts to administer has been passed from generation to generation. Isn't the use of flora for our benefit, our survival, a form of chemical technology? Perhaps we should consider generations of trial and error in discovering beneficial and harmful plants as analogous to a risk assessment process.

Humans have always used chemical technology. Whether the chemicals are made by plants, bacteria, or by our own hands is irrelevant. Some have maintained there is a difference between chemicals from the tropical rain forests and chemicals from the giant chemical industries. But principles of environmental chemistry would dictate that behavior of a chemical is governed primarily by thermodynamics, not how it was made.

Some would say that our coevolution with plants over many generations has allowed us to detoxify many of the natural dietary chemicals. Consider, however, that many of our foods are recent inventions of selective breeding that still possess the same potentially toxic chemicals as their wild ancestors.

In considering synthetic pesticides, a credible argument can be made for the human use of tools to synthesize other useful tools, e.g., pesticides, as an evolutionary adaptation. This adaptation is analogous to the evolution of secondary metabolic pathways in plants that result in biochemicals protective of their survival.

You've Come a Long Way, Baby

Myth: Pesticides used today are all just like DDT, and thus just as dangerous. All pesticides are alike and have not changed since DDT. All synthetic chemicals are equally hazardous.

The Reality of Modern Pesticide Technology: Dynamics & Evolution

The arguments set forth in this report by no means defend the properties of DDT as ideal. Rather, the aforementioned discussion focused on DDT's effectiveness in controlling resting adult mosquitoes when the compound is used in a very specific and locally confined manner inside of a dwelling. Furthermore, it is used not solely but as an adjunct to pyrethroid insecticide-impregnated mosquito netting. Ideally, government-funded programs of habitat management would accompany individuals' attempts at mosquito control.

All chemicals have distinct physicochemical properties that make them behave differently from each other. Chemicals with similar structural elements, i.e., arrangement of the same atoms, will behave similarly yet still possess idiosyncratic properties. Chemicals having divergent structural elements will be even more unlike one another. Thus, to conclude that all pesticides, because they can kill pests, are just like DDT is to seriously lack an understanding of basic chemistry, not to mention the complexity of biochemical interactions.

The specific physicochemical properties of DDT that made it unique were very low water solubility (it is practically insoluble in water) and resistance to extensive degradation in organisms or on plant surfaces. On the other hand, the very low water solubility of DDT

and its one environmental oxidation product, DDE, drove it to move readily into the atmosphere. Such a mechanism, commonly called "phase partitioning" in the field of environmental chemistry, was arguably the most influential process in widespread environmental distribution of DDT. Unfortunately, its properties of persistence, along with broad-spectrum biological activity against pests and beneficial insects (e.g., predators and parasitoids feeding on the pests) alike made it a poor choice for use in agriculture after WWII. Add the rapid development of insects resistant to its effects, and the stage was set for entomologists—long before the publication of *Silent Spring*—to recommend that it not be used on field and orchard crops.

Evidence of the dynamic nature of industry's response to changing pest-control needs, and thus its ability to synthesize and test new chemical designs, is a new group of chemicals called organophosphorus (OP) insecticides that were introduced into commercial agriculture in the late 1960s. Soon thereafter, a second group, called methyl carbamate (CB) insecticides, was introduced. OP and CB insecticides had short persistence in the environment, and at least some were not quite as toxic to predators and parasitoids. At the very least, they gave growers more options for

integrating chemical use with biological control (Stern et al. 1959).

As DDT and related compounds fell into disfavor in agriculture, and pressure from regulatory decisions mounted, growers became heavily reliant on OP and CB insecticides. Overreliance on one technology often leads to pest resistance, but again the dynamic nature of the technology shone: The British had started working on modifying the natural insecticidal components of pyrethrum extracts, i.e., the pyrethrins, to produce light-stable compounds, and thus longevity in the field beyond a few hours. Fortunately, such compounds were far less toxic than the OPs to mammals, which is always of concern for worker health, as well as for birds. Unfortunately, fish were quite susceptible to the new synthetic derivative of the natural pyrethrins — just as they were to the natural products. However, the amounts used dropped from two or more pounds applied per acre to ranges of 0.1-0.2 pounds per acre. Appropriate timing of application, combined with good soil management practices to protect against erosion, could resolve the likelihood of runoff into aquatic habitats in sufficient quantities for fish kills. Thus another chemical with a different mode of biochemical action was added to the grower's toolbox. Unfortunately, overreliance on a particular chemical again resulted in development of resistant insects.

By the time of pyrethroid development, insecticide manufacturers had begun to focus on the concept of biorational design of chemicals with insecticidal activity (Menn and Henrick 1981). This concept took two forms. First, natural products with biological activity could be tinkered with, altering their structure to more precisely target their activity. Development of synthetic pyrethroids were initially based on structures

of the natural pyrethrins. By the late 1970s, new insect growth regulators were synthesized based on natural hormones or plant metabolites that exhibited either juvenile hormone agonistic or antagonistic activity (Menn and Henrick 1981). The latter endeavors were enhanced by basic research on specific biochemical and physiological systems of pests. The second form of biorational design was the combination of more traditional synthesis methods with the optimization of structure-activity relationships, which occasionally resulted in compounds that could affect specific physiological mechanisms of insect pests. For example, an array of compounds have been synthesized based on the model compound diflubenzuron, serendipitously found to inhibit the synthesis of chitin in the insect exoskeleton (Menn 1980). These types of compounds are still being used today, and more recent discoveries of their effective use as termiticides have won EPA Presidential Green Chemistry Awards. Many of these compounds with effects on specific insect physiological systems could be used at low rates per acre, owing to their potent effects on the pests — even better, their impacts on predators were low, because they have to be directly eaten for maximal biological effect.

The idea of a silver bullet, as exemplified by DDT's deployment and overuse in agriculture, had disappeared from the mindset of industrial research by the mid 1980s; this was because new discoveries of chemicals with completely different modes of action continued unabated. The new bevy of chemicals since the late 1980s eventually were recognized by EPA as meeting their criteria for "reduced risk" (EPA 1993). These chemicals were ultimately used at lower use rates than many other chemicals previously marketed, and they were even less toxic to mammals, birds, fish,

The idea of a silver bullet, as exemplified by DDT's deployment and overuse in agriculture, had disappeared from the mindset of industrial research by the mid 1980s.

and aquatic invertebrates (Table 2, Figures 2-5). With some exceptions, these chemicals tended to be more selective for killing pests rather than predators. Thus, even more opportunity arose for compatibly integrating these new chemistries into programs that would try to deploy ecologically-based, integrated pest management strategies.

The historical use of herbicides and the evolution of chemical classes parallel that of the insecticides — with a major exception. Prior to WWII, about the only herbicides available that could be practically used on fields were dinitrophenolic compounds like dinoseb and DNOC. These uncouplers of oxidative phosphorylation had a general mechanism of toxicity that made them nonselective for weeds, insects, and fungi. However, by the 1940s 2,4-D was discovered and found to mimic the natural plant hormone auxin (indole-3-acetic acid), ushering in the discovery of a very specific plant mechanism of toxic action. Thus, biological activity at field application rates was only applicable to plants and not animals. Surprisingly, 2,4-D was only toxic to certain dicotyledon (broadleaf) plants. Thus, 2,4-D

could be applied to a bluegrass lawn or a field of wheat without damaging it. Interestingly, dichlorophenol, a putative metabolite of 2,4-D, is synthesized naturally by a soil fungus and its isomeric analog is used by some ticks as a sex pheromone, as well as an ant repellent by a grasshopper species (Gribble 1998). The discovery of the specific biological activity of 2,4-D reiterates an important concept in biochemistry alluded to before — selectivity. Thus, as manifested by the aforementioned evolution of insecticide chemistry, synthetic organic chemical herbicides invented circa WWII allowed for biological selectivity between animals and plants but also within the Plant Kingdom itself.

By the late 1950s, the most intensely used pesticide of all time, atrazine, was synthesized and discovered to have only one biochemical effect at field application rates—namely, inhibition of a particular electron acceptor in Photosystem II of plants. Atrazine's potency is selectively limited to broadleaf weeds but has no activity against grasses like corn. To curtail a long story, herbicide synthesis continued to produce compounds with other modes of action specific to

Table 2. Comparative mammalian toxicity of insecticides registered over the last decade and designated as 'reduced risk' by EPA.

Active Ingredient	Commercial Formulation	Oral LD50 (mg/kg)	Dermal LD50 (mg/kg)	NOAEL (mg/kg/d)
Azinphos-methyl	Guthion	4.4	155	0.149
Chlorpyrifos	Lorsban	223	222	0.03
Acetamiprid	Assail	1064	>2000	7.1
Indoxacarb	Advion	1277	>5000	2
Pyriproxyfen	Esteem	4253	>2000	35
Methoxyfenozide	Intrepid	>5000	>2000	10.2
Novaluron	Rimon	>5000	>2000	1.1
Pymetrozine	Fulfil	>5000	>2000	0.377
Spinosad	Success	>5000	>2000	2.7
Rynaxypyr	Altacor	>5000	>5000	158

To place the concept of reduced risk in perspective, parameters for azinphos-methyl and chlorpyrifos are shown because these were developed prior to EPA's initiative, stated in PR Notice 93-2 (EPA 1993).

Pesticides & Health: Myths vs. Realities

plants and with zero potency at field application rates to any other types of organisms.

Perhaps the ultimate in the development of new chemistry with limited impact on anything but the targeted pest was Monsanto's synthesis and development of glyphosate herbicide. Considered by the European Union as well as EPA to be a reduced risk herbicide with no toxicological concerns at the designated legal rates of field application, glyphosate has become the most widely used herbicide in the agricultural sector,

especially with the development of crops like soybean, corn, and cotton that can resist its phytotoxicity.

The history of pesticide synthesis as a dynamic process, with researchers adapting their skills in biology and chemistry to ever more selectively bioactive compounds, leads to another myth about pesticides. As will be explained, this next myth also reveals a serious misunderstanding of concepts like toxicity, hazard, and risk — as well as a lack of knowledge about basic biochemistry.

Figure 2. Acute toxicity of new insecticides to fish (rainbow trout or close relative).

In this graph and subsequent ones, parameters for chlorpyrifos and azinphos-methyl are shown for comparison.

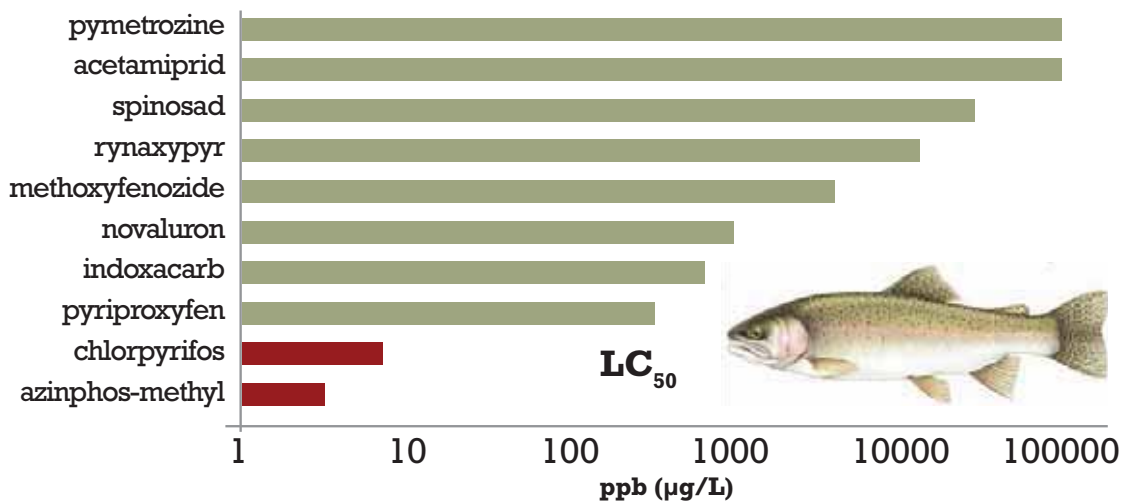


Figure 3. Acute toxicity of new insecticides to the aquatic invertebrate *Daphnia magna*.

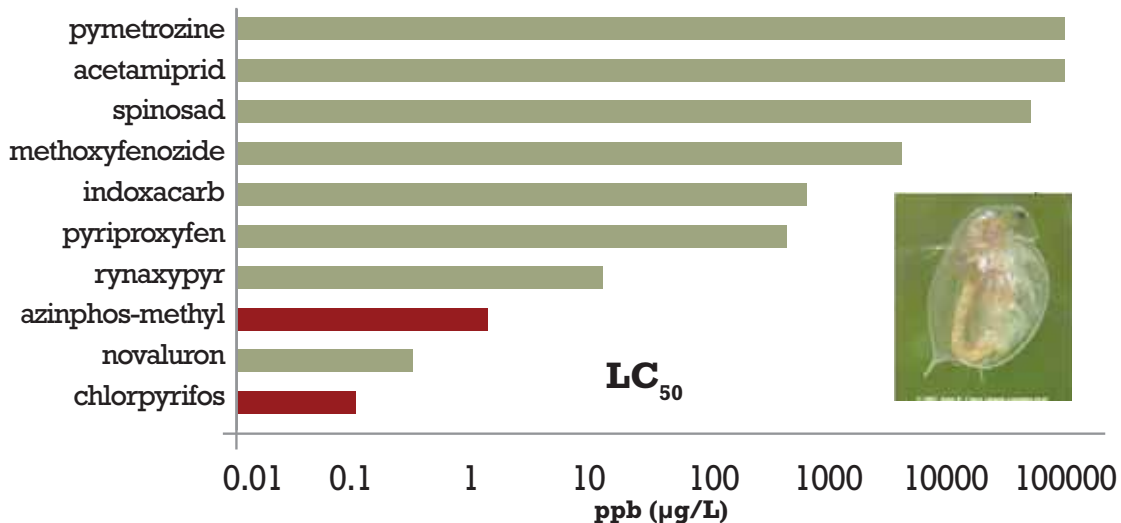


Figure 4. Acute toxicity of new insecticides to birds (quail).

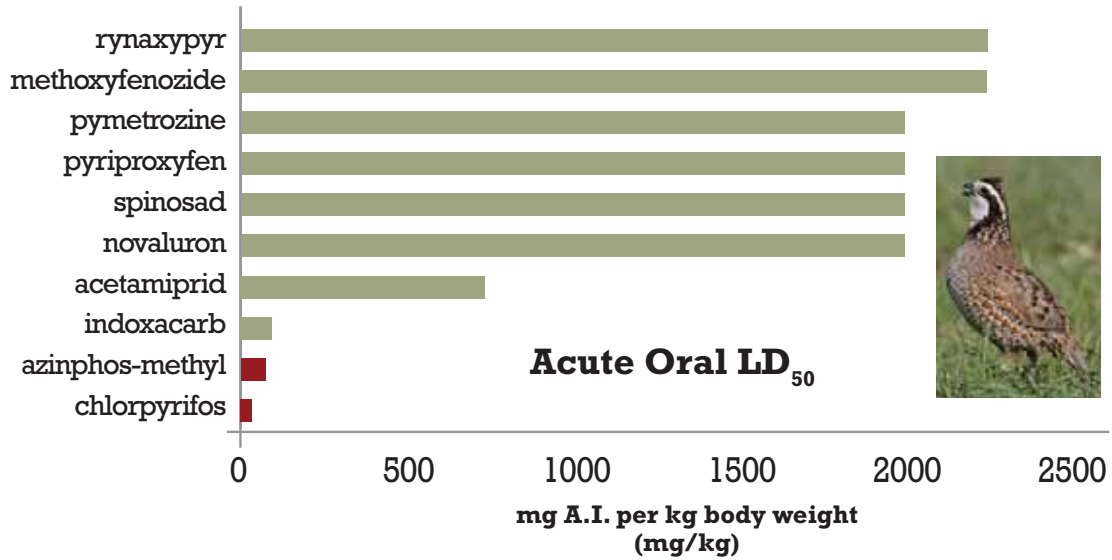
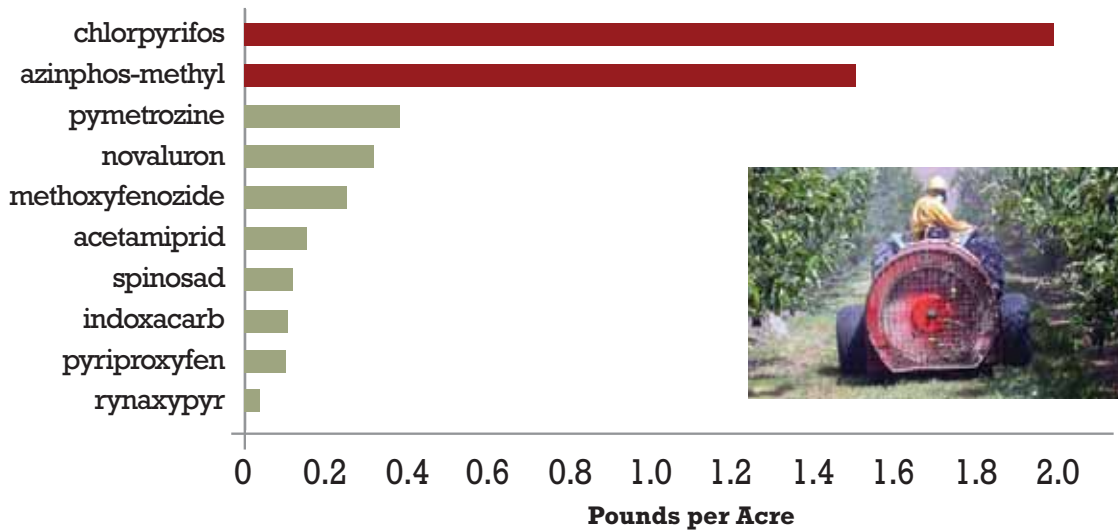


Figure 5. Application rates per acre of new insecticides.



It's Still About the Dose (and Timing)

Myths: Exposure to pesticides results in adverse health effects. Hazards of pesticides are equivalent to the risk of adverse effects.

The Reality of A Modern Biochemical Perspective on Toxicity, Hazard, and Risk

Ultimately, consumers want to know whether any technology is “safe”. The concept of chemical safety among regulatory toxicologists is understood not as a quantitative unitary concept but rather as a description of a probability of a reasonable certainty of no harm. The validity of the concept of reasonable certainty of no harm, which is actually more science policy than science, depends on a distinction among the terms “toxicity,” “hazard,” and “risk.” Distinguishing these terms and, moreover, defining them from a biochemical perspective, is crucial for a rational argument about the nature of pesticide use in modern society.

Toxicity is an inherent property of both a particular molecule (called the substrate or ligand) and any organismal enzymes or receptors (tissue cell macromolecules) that it can react or interact with. Such interaction results in a physiological reaction that could be inimical to the survival of an organism, and thus the substrate or ligand would be called a toxicant. By definition, pesticides are inimical to the lives of pests, thus pesticides are toxicants. The concept of “inherent property” refers to the fact that the three-dimensional structure of any toxicant must be complementary to the three dimensional structure of an enzyme or

receptor for any interaction to occur. In addition to structure, molecular interactions are also influenced by physicochemical properties related to molecular charges and hydrophobicity. Such interactions occur very readily if the structures of a toxicant and its receptor are highly complementary. In such cases, the substance is considered highly potent. Interactions would occur with structures not as complementary only under conditions of inordinately high toxicant concentrations, typically those not likely to be found in the environment but certainly possible to create in the lab when animals are tested. A toxicant requiring extremely high concentrations in order to have an interaction with an enzyme or receptor, and thus cause an adverse physiological reaction, would be considered to have low potency. In summary, then, toxicity is a property inherent to any molecule, allowing it to elicit an adverse physiological response when an organism has specific enzymes, receptors, or other macromolecules whose three-dimensional structures are complementary.

The nature of fundamental thermodynamic and kinetic laws governing chemical interactions prescribes that any molecule could, hypothetically, interact with

any other molecule. However, the concentration of the two molecules must be sufficiently high for the interaction to have any reasonable probability of occurring. This latter concept leads to the definition of “hazard.” Hazard describes the potential of a chemical to cause harm under a particular set of conditions. In other words, toxicants are not inherently hazardous unless the context is conducive to the sufficient interaction of the toxicant with the particular enzymes or receptors to which it is complementary. To study how chemicals interact with organisms, scientists in the laboratory always create conditions in which the subject chemical will be hazardous. Often the conditions are concentrations (or doses) of chemical sufficient to cause an observable response in a test population of organisms. If the conditions of the exposure change (for example, using a very low dose) then the hazard may change or simply disappear altogether.

Experiments repeatedly show that natural and synthetic substances at one dose may have no adverse effects on an organism, but at another higher dose can cause harm. This concept, frequently called “the dose makes the poison”, is the fundamental principle guiding toxicological studies, and it is discussed in all basic toxicology textbooks. Of course, that popular toxicological aphorism belies more complex interactions between a substance and its effects on an organism. The dose required to cause deleterious effects within a population of organisms can vary depending on the route of exposure (oral, dermal, or inhalational), the length of time over which it is administered (acute versus chronic), and the age, sex, and health of an organism. Nevertheless, the appearance or magnitude of an effect of any substance is tied to its dose. Hazard, therefore, can be thought of as a substance’s dose-related array of possible deleterious effects on an organism of a specific age, gender, and health status exposed via oral, dermal, and/or inhalational pathways.

Should the knowledge that a substance is hazardous, i.e., potentially harmful under a specific set of circumstances, precipitate a corresponding (and urgent)

reaction to do something about it? We are cautious by nature and thus want to be careful when we have knowledge of potential harm. The problem is knowing the appropriate amount of resources (financial, intellectual, etc.) to expend on managing what may be only potential harm, since—because hazard is contextual—it may never be manifested, or it may be manifested only under the most extreme conditions of chemical use.

To judge just how worried we should be about a toxicant in the environment, and therefore allocate the appropriate attention to its hazardousness, we have to understand the risk of adverse effect. Risk is also contextual, but a simple definition is the probability (likelihood) that adverse effects would occur under a specific situation or set of conditions. Often, regulatory toxicologists will express risk as a function of toxicity and exposure. Thus, risk is the probability or likelihood that the array of known hazards of a substance will actually occur if or when an organism is exposed. If exposure is nonexistent, then the likelihood of an effect is nil. If exposure does occur, then the likelihood of the substance being a hazard is conditioned not only on the dose but also on the age, gender, and health of that organism as well as the specific route of exposure. The important point is that the risk of adverse effects after exposure to a substance may be low or high, depending on all the factors affecting the hazards of that substance.

Thresholds

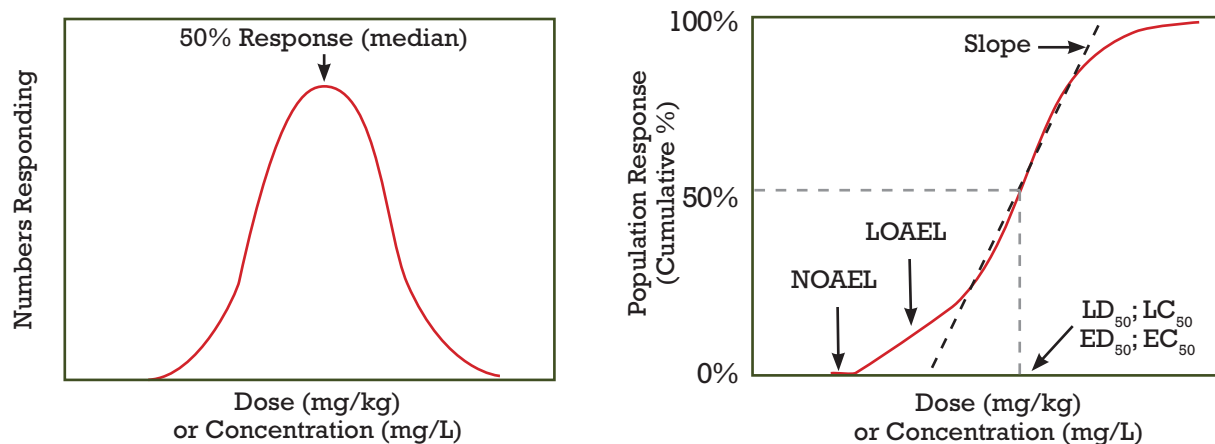
Low levels of exposure, even to a highly potent toxicant, may have a low probability of causing an adverse effect. In any case of exposure, whether through skin contact, inhalation, or oral ingestion, a number of physiological processes occur to modulate the dose or concentration of toxicant arriving at the cellular level, and thus the probability of interaction with enzymes or receptors. All of these physiological processes that determine what amount of toxicant arrives at the site of the cell enzymes or receptors is described by phar-

macokinetics. Pharmacokinetic studies examine rate and extent of chemical uptake processes following dermal, oral, and inhalational exposures. The amount of toxicant entering into the systemic circulation (bloodstream) is studied and then followed to its subsequent distribution among all body regions down to the cellular level. The toxicant amount changes as it is degraded by enzyme systems and excreted (sometimes unaltered) from the body. Whatever toxicant is left over from all these pharmacokinetic processes arrives at the site of the potential enzymes or receptors complementary enough in structure to have any probability of interaction. The specific interactions are called pharmacodynamics.

The combination of pharmacokinetic processes and the kinetics of pharmacodynamic interactions may result in adverse physiological effects. Generally speaking, the physiological systems most often studied are the nervous and endocrine system, although the immune system is necessarily included because these three systems communicate with one another.

Researchers studying the interaction of toxicants with whole animals (*in vivo* studies) or with animal tissues, cells, and macromolecules (*in vitro* studies) attempt to establish a threshold for a physiological or biochemical reaction. They use a wide range of doses (exposures) and concentrations. The threshold is often reported as an empirical dose level in which no observable adverse effect (i.e., the NOAEL) occurs. To determine the NOAEL, however, the researcher must expose an animal to sufficiently high concentrations to see what a typical response looks like. The dose just causing a reaction is called the LOAEL (lowest observable adverse effects level). For any one specific response, the proportion of animals responding forms a monotonic functional relationship with the dose that is mathematically depicted as an S-shaped curve (Figure 6). For any effect, therefore, the researcher can estimate the proportion of the population responding to a particular dose. Similarly, the researcher can estimate when no responses in a population will occur.

Figure 6. Typical monotonic relationship between increasing dose (or concentration) and population response.



The relationship can be expressed as the numbers responding to any given dose metric. If the numbers are transformed to the cumulative proportion (i.e., percent) of the population responding, then an 'S'-shaped curve results, which can be described by a logistic mathematical function. At some dose, no measurable response is observed, and this dose is designated the no observable adverse effect level (NOAEL) or concentration (NOAEC). The LOAEL represents the dose at which an adverse effect is statistically significantly different from the response in the control. The LD₅₀ and ED₅₀ represent the median response in the population (i.e., 50% response) for either lethality (L) or any other measured response (E).

It's Still About the Dose (and Timing)

The type of experiment that allows construction of the aforementioned dose-response curves and determination of a no-effects threshold falls under the rubric of regulatory toxicology. These experiments are most useful for assessing risk of an adverse effect following exposure under environmental conditions. Furthermore, experiments that attempt to define a threshold for an effect are quite different in objective than experiments that are designed to understand the mechanism of an effect. These latter experiments dominate the published toxicology literature today. However, those experiments necessarily use high enough doses so that an effect is always manifested and can therefore be studied. Although informative from the perspective of a basic biochemical understanding, mechanistic experiments are not very useful for characterizing the risk of effects following chemi-

cal exposure in the environment (i.e., outside of the laboratory).

In summary, then, the toxicity of a chemical is an inherent property related to its structural ability to interact with some complementary enzyme or receptor in a cell. If the structures are highly complementary, such that the probability of interaction is high, then the toxicant is considered highly potent; but if structural complementarity is low, the toxicant has low potency. Regardless of potency, pharmacokinetic processes modify the probability of pharmacodynamic interactions, and thus all toxicants have thresholds for an effect. Pertinently, these interactions and thresholds apply to all chemicals, natural and synthetic, because all are under control of the fundamental laws of thermodynamics and kinetics.

Endocrine Disruption: Is It Just Hormonal?

Myth: Consideration of endocrine disruption changes the paradigm of what we know about pesticide effects. “Dose makes the poison” is no longer relevant because pesticides affect the endocrine system at levels equivalent to environmental exposures.

The Reality: Confusion Between a Changing Paradigm and a Shift in Focus, Away from Cancer, to a Different Physiological System

In the history of biology, those remembered by posterity are individuals who have created a paradigm shift in thinking about fundamental life processes. Perhaps at the pinnacle of paradigm shifters is Charles Darwin. Indeed, an often-quoted paraphrase is “nothing in biology makes sense except in the light of evolution” (Dobzhansky 1964), and of course we have Darwin to thank for generating a line of inquiry leading to the modern theory of biological evolution. Cracking the genetic code, following the discovery of the structure of DNA, resulted in a plethora of new methods to study how life works at the molecular level. Of course, as we study different levels of organization, from cells to tissues to organs to whole organisms, new properties emerge that are increasingly difficult to describe in simple molecular terms.

In the context of biological history, perhaps we shouldn't be surprised that some researchers would enjoy being called paradigm shifters. However, changing the focus of study from one physiological system to another is not a paradigm shift, because all possible interactions of toxicants in the 'new' system are still

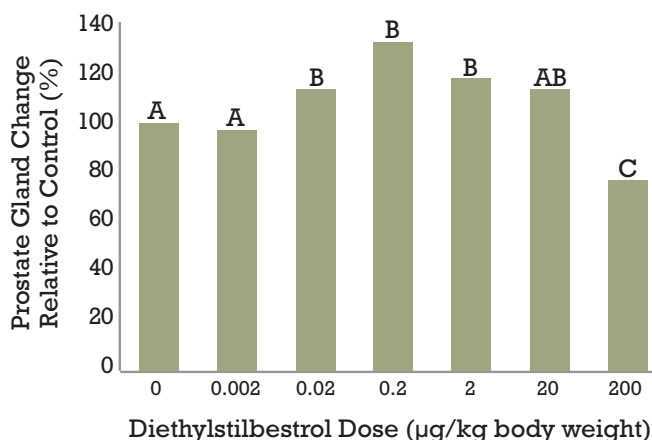
constrained by fundamental laws of thermodynamics and kinetics. More specifically, over the last several decades, toxicological focus has shifted from carcinogenic responses to endocrine system responses. Whereas the 1950s through the 1980s focused on carcinogenic mechanisms largely tied to interactions with the genome, during the time between the late 1980s and now, focus has shifted to chemicals (synthetic and natural) and their interactions with receptors of the endocrine system. At first, the estrogen receptor, owing to intense interest in reproductive biology, was the object of most scrutiny, but now the testosterone (i.e., androgen) and thyroid receptors have been thrown into the mix.

A handful of studies putatively indicating that chemicals at very low levels of exposure could result in endocrine-mediated alterations in tissues of neonatal rodents, especially male prostate gland structure, suggested that a new perspective on toxicants was needed (vom Saal et al. 1997). Of course, one's perception of what constitutes a low dose requires tempering by how the dose is administered and a query as to

whether the “specified” dose was chosen, because any dose lower would not result in the measured effect at all. In addition to observations of a slight difference in male prostate gland weight between dosed and control animals (vom Saal et al. 1997), as one example of an endocrine system paradigm-changing effect, the dose-response relationship accompanying the observation was nonmonotonic. In other words, the observed effects on gland weight did not vary in a lockstep linear fashion with increasing doses (Figure 7). The highest dose caused loss of gland weight and mid-doses caused increase in gland weight. The validity of the conclusions of these early reports has been questioned on grounds of statistical inadequacies (Haseman et al. 2001) or have been judged inconclusive, imprecise, and of uncertain biological relevance (Melnick et al. 2002). Nevertheless, the problem in interpreting nonmonotonic responses arises when two different physiological phenomena are actually being measured by the same endpoint, such as gland weight changes. For example, no pathology other than gland weight changes may occur at low doses, but at high doses toxicity may set in and gland weight changes are actually due to a different phenomenon, such as greatly increased cell death.

Regardless of the cause of a nonmonotonic response (assuming the same physiological response is actually being measured on each side of the dosage range), receptor (e.g., estrogen receptor) interactions with ligands (e.g., estrogen or a toxicant) are governed by the principles of biochemical kinetics. Thus, the paradigm has not shifted; concentration of the ligand still influences receptor-ligand complexation. Kinetic analyses of molecule-molecule interactions can show the probability of those interactions as a function of dose (or concentration). An illustration of this concept can help dispel the myth that low doses from environmental exposures of hormonally active agents are inordinately hazardous. Thus, Figure 8 shows that ligand-receptor complexes, the kinetic mechanism initiating a hormonally induced physiological response,

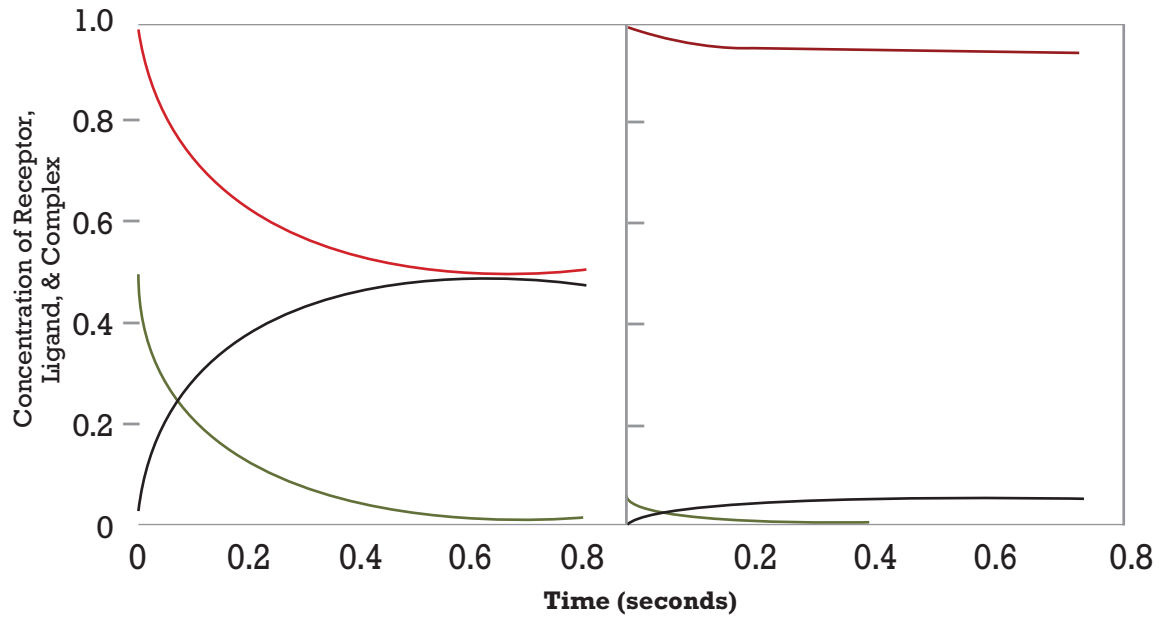
Figure 7. Effects of DES (diethylstilbestrol) on mouse prostate gland weight measured eight months after birth.



DES, a drug given to reduce miscarriages during the 1960s, and also used as a stimulatory hormone in cattle feed, has a potency similar in magnitude to that of estradiol. This graph is based on the one presented in vom Saal et al. (1997) that arguably initiated concerns about nonmonotonic effects of hormonally active agents. The data are shown as percentage change in gland weight relative to the control (100%), and the graph has been rescaled to start from zero change. Bars with the same letters are not significantly different from one another (probably < 0.05). Ignoring the lack of difference between prostate gland changes at doses of 0.002 and 20 µg/kg, the graph is considered nonmonotonic in trend because, at some doses, prostate gland weight growth is stimulated, but at the highest dose it is inhibited, suggesting onset of cytotoxicity.

are incredibly low if the ligand concentration is low. Similarly, ligand-receptor interactions are reduced and slowed down as a chemical’s potency decreases (Figure 9). Therefore, no paradigm has really shifted. Recall the premise that mechanistic studies are not designed to show the threshold level of plausible effects. Yet reexamination of Figure 7 does show a definitive threshold (i.e., at 0.002 µg/kg), even for the drug DES, arguably of similar or greater potency to estrogen in binding to the estrogen receptor (Okluicz and Leavitt 1988; Hendry et al. 1999, 2004).

Figure 8. Receptor-ligand interactions.



Vetting and Regulating Pesticides

Myth: We know very little about the effects of pesticides. EPA registers pesticides without fully considering all of their adverse effects.

The Reality of Pesticide Regulation in the U.S.: An Example of Moving the Precautionary Principle from Idealistic Philosophy to Real World Implementation

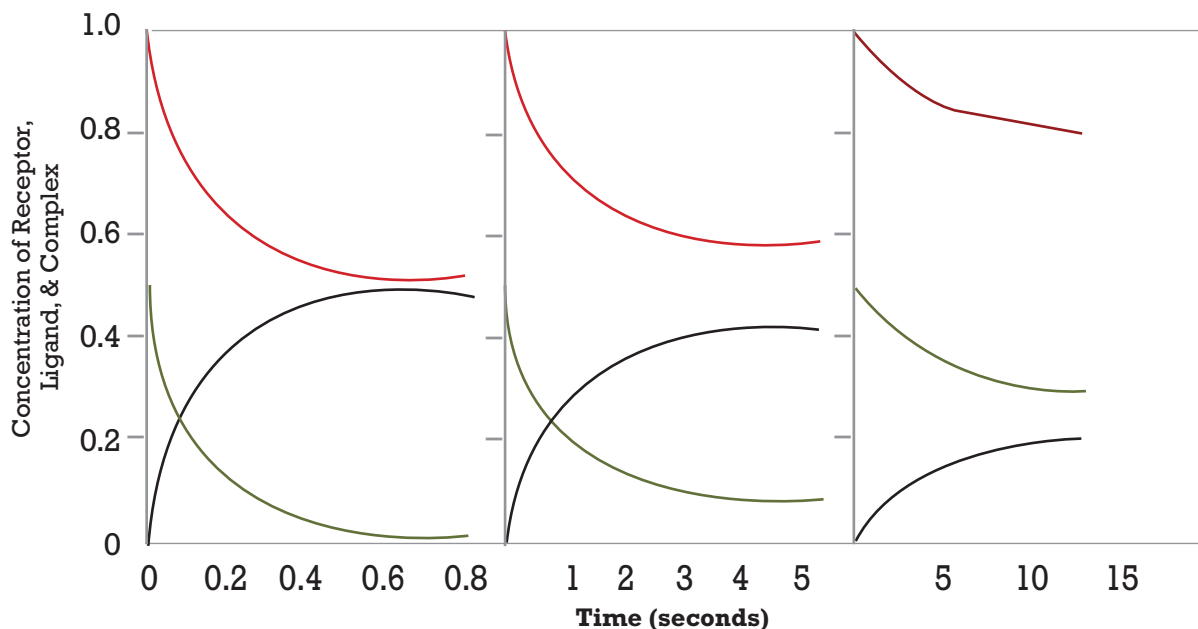
Analytical technology to detect chemical residues in the environment, including our own bodies, has advanced by orders of magnitude over the last 60 years (Figure 10). Before the introduction of specialized instruments such as GC-MS (gas chromatography-mass spectrometry) and LC-MS (liquid chromatography-mass spectrometry) became available to everyone's benchtop, identifying and quantifying environmental residues of chemicals was a slow and imprecise process that basically worked on one chemical entity at a time. Often, only concentrations of chemicals equivalent to parts per thousand, or perhaps tens of parts per million, could be detected. Today, routine measurements are finding anthropogenic chemicals in the environment at levels of parts per trillion and even parts per quadrillion. Perhaps comprehension of the small magnitude of these minuscule amounts has been tainted by repeated reports of extraordinary congressional spending of billions of dollars. To place our abilities in perspective, 1 part per trillion of any compound found in water is equivalent to a purity of 99.9999999999% (Felsot 1998). The accuracy of quantifying such a level of contamination strains analytical abilities. Yet, a report of this level of contamination often provokes a cacophony of calls for more regulatory responsibility.

On this basis, EPA is often criticized for inadequately regulating pesticides, perhaps because, historically, we have focused analytical efforts on them and can detect their residues in food and water. Ironically, monitoring pesticide residues routinely has grown out of intense regulation, not lax regulation.

Historically, regulation of pesticides grew out of laws during the first decade of the 20th century (Pure Food Act of 1906 and Insecticide Act of 1910). These laws eventually evolved by congressional statute into the Federal Food, Drug, and Cosmetic Act (FFDCA) and the Federal Insecticide, Fungicide, and Rodenticide Act (FIFRA). These two federal statutes operate in parallel to one another, but frequently they are just thought of as FIFRA only. During 1972, FIFRA administration was transferred to EPA from the USDA (U.S. Department of Agriculture), while the FDA still had authority under the FFDCA.

FIFRA has been amended many times by Congress to improve its oversight of chemical safety in the registration process, as well as to control better use of pesticide technology. The epitome of all amendments was born with the 1996 passage of the Food Quality Protection Act (FQPA). The FQPA was a milestone in regulating pesticide technology because, for the first

Figure 9. Receptor Ligand Interactions.

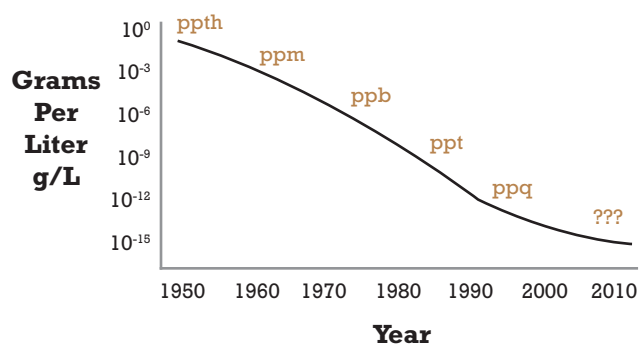


The graphs depict three different chemicals, each with a different affinity to a specific receptor. The middle graph and right graph depict ligands that are approximately 10 and 100 times less potent than the ligand depicted in the graph on the left. These interactions with compounds of different potencies illustrate that the receptor is not only quantitatively less bound as potency decreases, but the time for binding to occur is also slowed down. Both effects would lower the probability of an adverse effect.

time the law was mandated to be concerned only about risks of pesticide residues to consumers rather than benefits to farmers, and by extrapolation, to society. To implement such a change in perspective, Congress mandated that EPA examine more closely whether a chemical might be more hazardous to children than to adults, and to consider during registration of pesticide ingredients whether children’s exposure might be higher than that of adults. EPA would have to change its exposure analyses to include all sources of exposure beyond food, such as from chemical residues in drinking water and from home and garden use. Thus pesticide residues in water, soil, air, and vegetation became important in assessing risk to human health in addition to the historical focus on food.

Congress also told EPA that they must consider for registration decisions whether a chemical was hormonally active in the endocrine system. Cancer potential was also reemphasized but somewhat down-

Figure 10. Analytical Technology Has Advanced Faster than Biological Understanding



Depiction of change in detection limits (1 ppm = 10⁻³ g/L) over the last 60 years of contaminant monitoring. For year 2010, uncertainty is expressed owing to the unreliability of detections reported at parts per quadrillion (ppq) and lack of articles reporting detections lower than 1 part per trillion (ppt).

Vetting and Regulating Pesticides

played by the new concerns about putative “disruption” of the endocrine system by exogenous chemical residues, whether synthetic or naturally occurring. Finally, EPA would have to develop procedures for cumulating exposure to multiple pesticide residues if the pharmacodynamics of the specific pesticides were identical. In short, the FQPA was a regulatory paradigm shift. Nevertheless, the basic procedure of collecting toxicological and exposure data remained in effect, perhaps with the exception of greater focus on measuring parameters that could reflect endocrine system effects. Furthermore, the objective of assembling the data for risk assessment has remained the operational paradigm for making regulatory decisions to register a chemical for use as a pesticide.

The history of pesticide regulation in the U.S. gives evidence of the law actually being a form of the precautionary approach in operation. For example, the regulations written by EPA are vetted publicly for comment, with EPA responding directly to all stakeholders. The regulations are dynamic and respond to new concerns. Testing and data collection is funded by developers of the technology who are requesting registration. The data is audited for quality assurance

by agents independent of the owners of the pesticide technology. The raw data are independently assessed by EPA for risk of adverse effects. After a registration and commercialization, the technology is continuously monitored from the viewpoint of new toxicological information and residue amounts present in the environment. This activity is shared by all stakeholders, including EPA, industry, academia, and even environmental advocacy groups. The law prescribes that any adverse effects findings or reports be turned over by industry to EPA (CFR 1997). In making decisions to register, re-register, or decline registration of a pesticide, EPA can and does consider whether safer products are already on the market, or if the new product will replace an older, more hazardous product. Thus, modern pesticide law in the U.S. meets the idealism of the precautionary approach (Tickner 2002): it is increasingly based only on analysis of hazard; it is democratic, involving many stakeholders; it meets the “polluter pays” principle; it’s dynamic and changes to accommodate new information; it monitors the effects of the decisions to register a product; and it is set up to encourage development and commercialization of incrementally safer products.

The history of pesticide regulation in the U.S. gives evidence of the law actually being a form of the precautionary approach in operation.

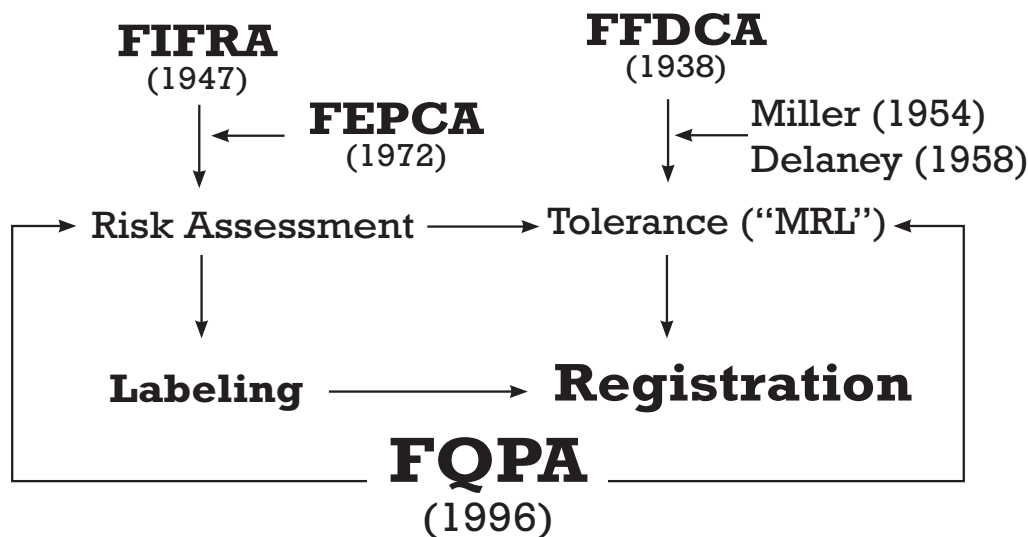
The Reality of Pesticide Regulation: Truckloads of Data on Every Conceivable Effect from Studies with Overlapping and Redundant Objectives

As delineated in Figure 11, the prime objective of modern pesticide law is setting a tolerance, also known worldwide as a maximum residue limit (MRL), for pesticide residues in foods. In fact, FDA and USDA testing shows no detectable pesticide residues in the majority of all foods (FDA 2009, USDA AMS 2010). When detected, insecticide residues specifically occur disproportionately in less than half of commercial fruits. Few fungicides are detected, and almost no herbicide residues are detected. Nevertheless, despite the setting of a tolerance for pesticide residues in food as a requirement of registration, all toxicological and environmental chemistry studies are brought to bear on the task. Thus, a full-blown risk assessment is required for every pesticide, no matter what the end use is. Even if a

pesticide is oriented for home use, the toxicological and environmental data available are universally required. The difference is that, for agricultural use, certain exposure assumptions are made, while for home use, other, more appropriate exposure routes are assumed.

Given that the requirement for risk assessment data is monolithic, regardless of how a pesticide might be used, the types of studies are well designed in order to acquire the most useful and informative data. Thus, the general protocol requirements for all tests needed to assess human health effects and, likewise, ecological effects, are accessible to the public through EPA Office of Chemical Safety and Pollution Prevention (OCSPP) web site known as the Harmonized Test Guidelines (<http://www.epa.gov/ocspp/pubs/frs/home/guidelin.htm>)

Figure 11. Schematic overview of modern laws regulating pesticide registration and use (reprinted from Felsot 2010).



Both FIFRA (Federal Insecticide, Fungicide, Rodenticide Act) and FFDCA (Federal Food, Drug, Cosmetic Act) arguably evolved from earlier laws known as the Insecticide Act (1910) and the Pure Food Act (1906), respectively. The laws work in parallel under the direction of EPA. Both have been amended many times (e.g., Miller Amendment; Delaney Amendment), with the latest major amendment being the Food Quality Protection Act (1996). The FEPCA (the Federal Environmental Pesticide Control Act) essentially created a risk management standard of “reasonable certainty of no harm” to the environment and workers. The FQPA basically changed the historic risk-benefits balancing of FIFRA to a risk consideration only; furthermore, they broadened consumer-exposure analysis to include residential use of products in addition to food and water.

Vetting and Regulating Pesticides

(Table 3). The total number of tests for all aspects of the chemicals proposed for registration is 276. However, 50 of the tests pertain only to pesticides classified as ‘biochemical’, which are typically natural products and pesticides developed from microorganisms (i.e., microbial pesticides). Thus, over 220 different tests on conventional chemical pesticides are required before registration. Of this total, 49 tests address a wide array of health effects, and 51 address ecological effects. 11 test protocol guidelines have been issued specifically for endocrine effects.

The tests for a wide array of physiological effects on the nervous and immune system are covered under the Health Effects Test Guidelines. These tests focus on acute toxicity (from a single high exposure) to effects from repeated exposures over the life span of the test animals. The array of measurements includes, but is not limited to, reproductive and developmental effects (which also are indicative of endocrine system

effects [Stevens et al. 1997]), multiple generation effects, carcinogenicity, and blood enzyme levels.

The test animals are usually rodents, but for older chemicals, beagle dogs also have been used to supplement the rodent tests. The rodents are always tested in groups by gender, and frequent measurements are made to assess specific parameters and general well-being of the test animals. Pertinently, the tests that EPA relies on most for characterizing the risk of adverse effects are the 90-day and 2-year continuous feeding studies. In these subchronic and chronic exposure tests, respectively, a rodent is exposed through diet to a test chemical at the stated dosage every day. Thus, each day the amount of food eaten is recorded so that the exact daily dose can be monitored throughout the study. In addition to frequent monitoring of animals for signs of overt toxicity, the animals are sacrificed at the end of the study to generate thousands of tissue specimens for examination.

Table 3. EPA Harmonized Test Guidelines requirements (EPA 2010).

Test Series Number	Test Guidelines Series Identification Grouping	Number of Individual Tests in the Series
810	Product Performance	8
830	Product Properties	35
835	Fate, Transport & Transformation	42
840	Spray Drift	2
850	Ecological Effects	51
860	Residue Chemistry	17
870	Health Effects	49
875	Occupational & Residential Exposure	13
880	Biochemicals	7
885	Microbial Pesticide[s]	41
890	Endocrine Disruptor Screening Program	11

Each new pesticide data package will be required to address the individual test detailed in each section of the test guidelines, unless EPA waives the test owing to lack of relevance or, in the case of re-registrations, availability of sufficient data in the files.

Whose Data Are They?

Under mandates of the FIFRA and the FFDCA, manufacturers seeking registration of new pesticide products or re-registration of older products must submit data that covers the required subject areas in the Harmonized Test Guidelines (Table 3). These studies are best characterized as regulatory toxicology because they are intended to discover thresholds of toxicity for an array of adverse effects. Most of the toxicity tests use three dosages and a non-dosed control group (typically rodents and beagle dogs). Based on preliminary range-finding studies, the dosages are chosen so that most will define a specific but observed NOAEL, with the next two doses likely producing some measurable effect.

Regulatory toxicology tests differ fundamentally from more basic research in that the latter is designed to study mechanisms of effects but not necessarily thresholds of effects. Although chemical manufacturers may also carry out basic research once they have discovered a potential commercially useful product, most research is carried out at public institutions (e.g., NIH and EPA labs) and universities. The studies are designed so that definitive reactions are observed but often do not define thresholds for the reactions as do regulatory studies. Basic research could be useful for identifying hazards under the context of the specific laboratory conditions, but they are not useful for risk characterization because they do not seek a NOAEL.

Another major difference between basic toxicological research carried out by chemical manufacturers and universities or public institutions is that the former are required to conduct all studies according to Good Laboratory Practice (GLP) standards. GLP standards allow EPA to independently audit the generation of all pieces of data, as well as determine if studies were conducted according to pre-written protocols. Thus, every “data point” is tracked, audited, and validated. Such meticulous attention to validating data and ensuring compliance with written protocols is not a re-

quirement for grant-funded research. For this reason, EPA often does not use research not conducted under GLPs to make regulatory decisions about pesticide registrations. However, EPA uses the basic research to inform the agency of new issues or peculiarities when testing responses that may need more scrutiny.

How EPA Determines Safety Under the Mandates of the Law

With piles of data at hand, EPA first validates its origin and then uses the raw data to conduct its own risk characterizations. EPA follows the long used and vetted tenets of risk characterization that involve problem formulation followed by the steps of hazard identification, dose-response assessment, exposure assessment, and risk characterization. The latter defines the risk by integrating exposure and the toxicological endpoint or benchmark of concern defined in the dose-response assessment.

Of the array of all types of effects that EPA examines, the agency looks for the one that has occurred at the lowest dose tested. The NOAEL from such a study is then used as the benchmark level from which to compare possible exposures to the pesticide. For example, many herbicides in the sulfonylurea class are of such low toxicity that exposure to hundreds or thousands of milligrams per kilogram of body weight are required to produce any effect. Often such effects are increased loss of body weight in females compared to the non-dosed population. Thus, simple body weight loss becomes the endpoint of concern and is then used to characterize risk. More specific effects can be measured when organophosphorus (OP) insecticides are tested. Specifically, this group of compounds inhibits the neurotransmitter-degrading enzyme acetylcholinesterase in the central nervous system. This effect is quite specific and due to a known singular biochemical mechanism (Miles et al. 1998). So, for assessing safety of OP insecticides, EPA would choose enzyme inhibition as the most sensitive endpoint of

Vetting and Regulating Pesticides

toxicological concern. To reiterate, hazard identification characterizes the array of possible adverse effects, and dose-response assessment defines the thresholds for an effect and determines which effect specifically becomes the toxicological endpoint of concern. The philosophy behind this methodology is that, if you protect nontarget organisms from the most sensitive effect (i.e., the effect occurring at the lowest dose), then you can protect them from all other effects.

Once the most sensitive endpoint is chosen, then EPA applies uncertainty factors (a.k.a. safety factors) to ensure that any potential exposures are likely to be

at least 100-fold lower than the NOAEL. One type of risk management device is called the RfD (reference dose), which is obtained by dividing the NOAEL (units of mg/kg/day) by 100. Next, EPA examines the database of pesticide residues in food and models an estimate of drinking water residues. EPA then compares the exposure to the NOAEL, concluding either that exposure is below the RfD or exceeds the RfD. If the estimated exposure exceeds the RfD, then EPA will demand some mitigation, such as restricting certain product uses or, in rare cases, refusing registration.

Some Case Studies: Reports of Hazards Do Not Reflect Risks

The next several sections examine more closely three specific pesticides (atrazine, chlorpyrifos, glyphosate) and the homologous group of pyrethroids in order to determine the validity of claims of imminent harm.

These pesticides were first registered by EPA 30-50 years ago but are still commonly used. Owing to their widespread use, more toxicological and epidemiological testing focusing on these compounds has arguably been conducted and published than on any other currently registered pesticide. Many of the published tests have examined few doses and were not designed to develop NOAELs for risk assessment, but often the researchers have extrapolated the adverse responses to human exposure. Few papers have challenged the results of these extrapolations on the basis of fundamental toxicological principles operational at the likely environmental or worker-associated exposures. Thus, choosing these highly studied pesticides offered an opportunity to examine critically the dosing regimes and biological plausibility of the purported effects in light of realistic exposures.

In reviewing the literature of these compounds, we deliberately avoided EPA analysis in order to determine if just relying on the open scholarly literature itself could lead to a more skeptical attitude toward claims of adverse effects. In every case, the main concerns about health or ecological impacts are explained, and rebuttals are made using the peer-reviewed literature. However, EPA-regulatory reference doses or generally acceptable acute toxicity parameters are used as

background for comparative perspectives about the chemical's safety.

Atrazine

To call atrazine the “DDT” of herbicides would not be a hyperbolic exaggeration if a number of newspaper stories and research articles are added up. For example, searching Google Scholar for journal research articles yields over 58,000 hits on atrazine but 268,000 on DDT. This four-fold difference, however, reflects DDT's development and widespread use as an insecticide in the 1940s in contrast to atrazine's later development and commercialization, in the late 1950s. However, the comparison remains apt, considering the growing number of articles ascribing to atrazine ever more adverse effects, as have long been reported for DDT. Also, atrazine has long supplanted DDT as the most frequently detected pesticide in the environment, albeit not in food, where it is hardly ever found. One big difference between DDT and atrazine can be expressed by the following analogy: DDT is to bird declines as atrazine is to frogs' sexual development. But is it true? And, should atrazine be judged solely by frogs, as if this taxon were the proverbial canary in the coal mine? The concerns about atrazine generally divide

Some Case Studies: Reports of Hazards Do Not Reflect Risks

between potential chronic effects on human health and effects on diminishing frog populations through disruption of the endocrine system.

In separating the myths and realities of atrazine toxicity, hazards, and risks, knowing that it was first registered in 1958, and thereafter intensively used mainly in corn production throughout the Western world, should lend some perspective to the most recent reports suggesting that the compound poses a risk to human health as well as to amphibians. Given the massive amounts and intensive use of atrazine in the Corn Belt over the last 50 years, new risk concerns seem odd because problems should have been noticeable within a short time after atrazine's commercialization. The reason for this conclusion is that atrazine was first reported in water wells and potable water supplies in the early 1970s (Richard et al. 1975). Once scientists start looking for a needle in the haystack, they usually will find it—but not because it wasn't present in the environment from the beginning of use.

Based on our current knowledge of the environmental chemodynamics of soil-applied chemicals, atrazine is likely to have worked its way into shallow ground water of the Corn Belt after the first year of use. Furthermore, atrazine residues are not being increasingly detected in the environment because use is increasing. In fact, use has gone down, if not remained stable. However, atrazine detection frequency is a classic story of detection sensitivity improvements (Kolpin 1995), not an indication of an exponential increase in residues entering the environment. Thus, contemporary stories raising alarms about atrazine in water supplies are just not plowing new ground but repeating information known for a very long time. The question about residues in water, especially drinking water supplies, generally raises the question of whether humans are adversely affected. The answer to this question rests on understanding atrazine's toxicology and the potential for exposure based on residues found in environments relevant to drinking water.

According to EPA, atrazine is considered to be of low toxicity, having an LD50 from single oral exposures of 1,869 mg/kg and dermal exposures of >2000 mg/kg (EPA 2002a). Its acute reference dose was developed by EPA as 0.10 mg/kg (EPA 2002b). Pertinently, this regulatory benchmark was based on highly dosed rodents, wherein an effect on bone development occurred at a dose rate of 70 mg/kg/day, but no effect occurred at 10 mg/kg/day. Among all the tests that were conducted, 10 mg/kg/day was the lowest dose without any effect, and thus it was specifically designated as the NOAEL. Also pertinently, this NOAEL is at least two orders of magnitude greater than the estimated 95th percentile exposure of 0.09 mg/kg/day following mixing/loading and application (Gammon et al. 2005). In fact, at levels of human exposure that potentially occur during legal rates of application of atrazine for control of weeds, the compound has only one known definitive mode of causing toxicity. Atrazine inhibits plant physiology by disrupting photosynthesis, specifically in a biochemical pathway called Photosystem II (Devine et al. 1993). Animals, however, do not possess biochemical pathways that atrazine, at possible environmental levels, could affect. The latter statement is not to deny that testing of highly exaggerated doses causes physiological effects, but how much is used and the likelihood of comparable exposures must always be weighed.

EPA integrated the results from toxicology tests with volumes of water drunk in a day by adults or children to yield a maximum contaminant level (MCL) of 3 µg/L (ppb). This regulatory rule was developed under the mandate of the Safe Drinking Water Act. Although developed back in ~1989, the regulatory standard of 3 ppb has not been altered since. Perhaps EPA was not motivated to change this standard over the last thirty years because toxicological information has not pointed to any problem not already covered in the experiments submitted by the registrants for risk characterization by EPA. Indeed, EPA (2010) has stated, "Based on all the available test data, the Agency's

evaluation, and scientific peer review, atrazine is not likely to be a human carcinogen”. Because both rodent studies and available human epidemiology studies using workers handling atrazine failed to show any relationship between atrazine dose and cancer, EPA seems to be practicing the precautionary principle in asking for more epidemiological data. Yet the EPA has stated its skepticism for finding any correlations. The ongoing multi-year National Cancer Institute study called the Agricultural Health Study concluded in 2004, “Our analyses did not find any clear associations between atrazine exposure and any cancer analyzed” (Rusiecki et al. 2004). Such a conclusion is remarkable, given that nearly every study in the AHS consortium claims that there is an association between some pesticide and cancer or several other health effects. Significantly, the AHS study includes a cohort of over 70,000 pesticide workers and adult family members in Iowa and North Carolina. Thus, the pesticide users represent farms associated with grain production (corn and soybeans) and specialty crops (diversity of fruit and vegetables that are grown in the mid Atlantic region). Further concerns about atrazine’s adversely affecting human health via chronic exposure were most recently dispelled by the World Health Organization. WHO (2010) is recommending a drinking water quality guideline for atrazine of 100 µg/L, a value notably higher than all previous guidelines.

Atrazine residues are not found in food, given that the chemical is applied directly to the soil of basically only one crop (i.e., corn) (USDA AMS 2009), so the only contemporary pathway of exposure would be drinking water derived ultimately from field runoff or subsurface drainage in the Corn Belt. Thus, a very limited geographically located population of consumers would be comparatively most exposed if atrazine residues survive water treatment and appear in finished drinking water supplies. Given that the MCL is based on a non-cancer endpoint that took into consideration the results of reproductive and developmental toxicity tests that would indicate endocrine system effects,

a logical question is *how likely is it that people will be exposed to the MCL?* Remembering that the MCL has applied to it a very large safety factor of 1000 (Richards and Baker 1995), one should be aware that even studies in the 1990s concluded that very few people (perhaps less than 1 person in 1,000) would be exposed to atrazine near the MCL (Richards and Baker 1995). The picture has only improved, with atrazine detectable concentrations in water dropping since 1996—due in part to changes in use rates and practices (Sullivan et al. 2009). The picture should become increasingly clear as even less atrazine is used with new hybrids of corn that resist glyphosate or other herbicides, thereby further reducing the need for atrazine.

The California EPA’s independent study of likely human health effects from consumer and worker exposure to atrazine essentially concluded very little risk, largely because exposure was so low relative to effects seen in animal testing (Gammon et al. 2005). Although human exposure to atrazine seems to be insufficient to warrant concerns for risk to health, residue levels sometimes found in the water are putatively causing ecological effects through disruption of amphibian endocrine physiology. Addressing the question of whether frogs are being sexually transformed by exposure to low levels of atrazine in the environment first requires a determination of the basis for concern regarding frog development. The second consideration would take into account the likelihood of a frog being exposed to “low” levels of atrazine. Without a consideration of both factors, the risk cannot be placed in the context of human concerns.

Atrazine toxicity is very low to virtually all aquatic organisms except perhaps plants (which it is designed to kill), as shown in the accumulation of studies by EPA during the compound’s reregistration process. For example, most aquatic organisms do not die unless concentrations approach mg/L levels (EPA 2002c; Solomon et al. 1996). To place this concentration in perspective, atrazine is found most frequently in water at levels between 0.001 and 1 µg/L.

Some Case Studies: Reports of Hazards Do Not Reflect Risks

While EPA is only now requiring that amphibians be tested, reports of effects of atrazine on gonadal development appeared in the early 2000s, a time of non-regulatory testing. Specifically, several papers exposed the African claw-toed frog (*Xenopus laevis*) to atrazine in water at levels ranging from 0.1 µg/L to 100 µg/L. The most cited report (Hayes et al. 2002) suggested that frogs were becoming feminized. In this case, feminization was measured as either the occurrence of oocytes in male testis tissue or a reduction in size of pharyngeal muscle that aids male frog sexual calling. A follow up study also showed the presence of oocytes in testis tissue, along with testicular dysgenesis (Hayes et al. 2003). However, in the latter study, no correlations were found between the intensity of the putative endocrine system effect and levels of atrazine in aquatic systems where the frogs were collected. Furthermore, frog populations from across eight regions in the U.S. under scrutiny seemed to be quite healthy, as determined from population abundance observations. However, a more recent study (Hayes et al. 2010) of sexual transformation from male to female upon exposure to atrazine in the lab has stirred popular media headlines, as have earlier studies.

If science made definitive conclusions about the ways of the world based on only one laboratory, the chances for misunderstanding a natural phenomenon would be quite high. For this reason, that different laboratories try to repeat each other's work is preferable in order to determine whether observations are generalizable across species or are even likely in the actual environment. Thus, other independent laboratory studies of the effect of atrazine on frog gonadal development, both of *Xenopus* and several other species, have failed to repeat the observations of Hayes et al. (2002, 2003) (Carr et al. 2003; Coady et al. 2004, 2005; Du Preez et al. 2008; Kloas et al. 2008; Oka et al. 2009; Spolyarich et al. 2010). Field studies also do not find positive correlations between atrazine concentrations in breeding habitats and adverse histological or sex ratio patterns (Du Preez et al. 2005, 2009; Smith et al. 2005; McDaniel et al. 2008).

In addition to a number of studies failing to conclude that atrazine is affecting gonadal development of frogs, these studies have generally made two important points that should substantially lessen any concerns about atrazine functioning as an endocrine disrupting chemical. First, the putative mechanism by which Hayes et al. (2002, 2005) have proposed that atrazine feminizes male frogs works through aromatase enzyme induction. Induction of the enzyme could result in greater rates of transformation of testosterone to estradiol, thus depleting male androgen hormone concentrations during key stages of development. However, studies that do not show any hormonally related effects of atrazine also fail to detect any induction of aromatase. (Hecker et al. 2004, 2005; Murphy et al. 2006; Oka et al. 2008). Male frogs collected from agriculturally-dominated habitats do not show significant differences in estradiol hormone levels or estradiol/testosterone ratios from non-agricultural landscapes (McCoy et al. 2008). Hormone levels in frogs collected from diverse non-agricultural and agricultural habitats did not, in fact, correlate with atrazine levels (McDaniel et al. 2008). Thus, little support for a hypothesis of aromatase induction has been observed in studies that relate field-collected frog parameters to atrazine residues.

The second informative point is atrazine's lack of effect on reproductive success. Thus, allowing exposed tadpoles to complete development and then mate results in no impairment of fecundity or fertility (Du Preez et al. 2008). So, even if atrazine were having a non-detectable effect on frogs, the ecological consequences are moot, owing to a lack of effect on fertility. Indeed, this laboratory observation echoes what Hayes et al. (2003) observed in the field when they examined frogs across eight U.S. regions. To quote from the latter research, "Juvenile *R. pipiens* were abundant at all of our collection sites, however, including agricultural areas in Iowa and Nebraska. The abundance of frogs at these sites suggests that the effects are reversible, that some percentage of the population does not show this

response, that these developmental abnormalities do not impair reproductive function at sexual maturity, and/or that continuously exposed populations have evolved resistance to atrazine.”

More recent research has questioned whether frogs make good “canaries in the coal mine” (Kerby et al. 2010). In fact, the conclusions were that amphibians are not as sensitive to environmental contaminants as other aquatic organisms are. Thus, newspaper accounts that express alarm at the findings from one laboratory over atrazine’s potential to disrupt the endocrine system, regarding these as a bellwether for human concern, seems to belie all the data that has been published within the last five years. Ironically, the same newspaper accounts of recent atrazine effects from the Hayes lab seemed to have forgotten their own publication two years earlier showing that frog populations were in much poorer condition around urban influenced aquatic systems than around agricultural systems (Barringer 2008). Given that atrazine is not permitted or used in urban settings, the facts from the environment contrast with one scientist’s observations in the lab.

One thing is certain, however: Studies will continue on atrazine as long as it is used. Indeed, EPA is continuing to examine data on human cancer epidemiology, as well as effects on amphibians, noting in an April 2010 web posting, “Although EPA is not currently requiring additional testing of atrazine on amphibians, as discussed earlier on this Web page, EPA has begun a comprehensive reevaluation of atrazine’s ecological effects, including potential effects on amphibians, based on data generated since 2007” (EPA 2011). No one can rightly claim that EPA is not practicing precaution when it comes to atrazine.

Chlorpyrifos

Chlorpyrifos is an organophosphorus ester insecticide (specifically, O,O-diethyl O-3,5,6-trichloro-2-pyridyl phosphorothioate) that was first commercialized in 1965. Before the passage of the FQPA

in 1996, chlorpyrifos was arguably the most used insecticide in the world. By 2002, however, its use on developing fruit and as a termiticide and home and lawn insecticide had been voluntarily suspended by its manufacturer, Dow AgroSciences, in an agreement with EPA. Chlorpyrifos is still registered for some vegetable crops (e.g., plants in the Family Cruciferae, such as cabbage, collards, kale and Family Alliaceae —such as onions), including field and sweet corn, but its major use today is restricted to dormancy season sprays on pome fruits (apples and pears) and nuts. Dormant sprays occur when no fruit is growing; thus the opportunity for exposure through fruit and nut consumption is nil. Because potential chlorpyrifos hazards are dependent on the degree of exposure, examination of food residue data foretells the likelihood of adverse effects. Data from the USDA’s most recently published comprehensive survey of pesticide residues, in distribution centers around the U.S., are informative for predicting trends. The latest data indicate that only 3% of more than 10,000 individual food items analyzed had detectable residues of chlorpyrifos (USDA AMS 2009). The levels found were typically 100-1000-fold less than the residue tolerance, or the legal concentration that has been set, in part, to protect human health as required under the Food Quality Protection Act (1996; Title IV, Section 405(b)(2)(A)(i and ii)).

Chlorpyrifos, like other organophosphorus esters, inhibits the nerve membrane enzyme called acetylcholinesterase (AChE). AChE breaks down the neurotransmitter acetylcholine, which functions as the signaling compound between nerve axons and dendrites in the central nervous system as the electrical current traveling down stimulated nerve membranes is transduced to chemical energy in the region of the synapse. AChE is anchored on the post-synaptic (i.e., dendritic) membranes near the acetylcholine receptor proteins. By breaking down and thus lowering the concentration of acetylcholine neurotransmitter before it can bind to the receptors, AChE functions to dampen the stimulatory electrical signals originating distally

from up the nerve axon. When OP insecticides bind to the enzyme, they inhibit its function. Inhibition of AChE allows excessive concentrations of AChE to persist in the synapse and, consequently, stimulation of the nerve axons continues unabated.

Inhibition of AChE is the only known biochemical effect of chlorpyrifos at exposure levels associated with legal rates of application in the environment. However, chlorpyrifos itself is not functional in inhibiting acetylcholinesterase. Rather, chlorpyrifos has to be metabolized to an oxidized form called chlorpyrifos oxon to have biological activity. Therefore, of public health interest is whether chlorpyrifos oxon is detected in food. The USDA AMS (2009) reported no findings of oxon residues in food, thus validating very minimal exposure of human populations to chlorpyrifos. Although chlorpyrifos can be metabolized to its oxon form within an organism, its further metabolism and excretion in humans is so fast that it cannot be detected even within hours after dosing (Timchalk et al. 2002).

Despite the low potential for current exposure of U.S. citizens to chlorpyrifos insecticide residues, the literature is replete with data showing widespread detection of an essentially nontoxic breakdown product called trichloropyridinol in human urine, as well as alkyl phosphate metabolites (Payne-Sturges et al. 2009). Thus, the perception that people today are widely exposed to chlorpyrifos residues is generated from these studies. However, these studies reflect the results from urine samples collected when chlorpyrifos was widely used and before the significant restrictions on its use. Furthermore, evidence suggests that the nontoxic alkyl phosphate metabolites occur already on the fruit before consumption (Zhang et al. 2008). Thus, detection of these chlorpyrifos degradation products in urine is not an accurate reflection of exposure to the toxicant. Because dietary exposure, rather than house dust, has been considered a primary pathway of exposure to children (Morgan et al. 2005), detection of chlorpyrifos residues in households is also not directly applicable to actual exposure levels. Thus, the pres-

ent perception of hazards from chlorpyrifos (as well as the few other OP insecticides still used), based on older studies of residues in households and urine biomonitoring, are inconsistent with the studies showing chlorpyrifos residues are only infrequently detected in food—as well as the fact that the compound is no longer used directly on fruit or in urban environments. Indeed, within two years after removal of chlorpyrifos from urban uses, researchers could detect lower exposures, concluding that aggregate potential doses of chlorpyrifos were well below published reference dose values (Wilson et al. 2010).

Any compound that affects any of the nervous system biochemical parameters is considered automatically to be a neurotoxicant. As is true for all biochemicals, the probability of causing observable neurotoxic responses to chlorpyrifos and similar chemical compounds depends on dose, or the degree of exposure. When there is proven exposure in a case-controlled epidemiological study, the results do not support a case for hazardousness. For example, applicators of chlorpyrifos-based termiticides were logically a very exposed subset of the population. Thus, if chlorpyrifos is a potent neurotoxicant in adults, one would predict severe neurotoxicology problems in applicators. Yet, an epidemiological study of 191 applicators, whose urine proved they were over 100 times more exposed than a non-applicator control population, concluded, “The exposed group did not differ significantly from the nonexposed group for any test in the clinical examination. Few significant differences were found in nerve conduction velocity, arm/hand tremor, vibrotactile sensitivity, vision, smell, visual/motor skills, or neurobehavioral skills” (Steenland et al. 2000). The latter observational results would be considered more objective than questions seeking subjective information about applicators’ personal experiences. The only subgroup where personal experiences regarding illness could be reliably measured were the eight applicators (of a total of 191) who had a past acute illness associated with chlorpyrifos use.

One concern about chlorpyrifos exposure voiced frequently in the literature is the potential neurotoxic effects on developing fetuses, newborns, and adolescents. Many of the reports suggesting potential effects in these vulnerable age groups stem from one research lab at Duke University starting in the 1990s and continuing through today, although other labs have reached similar conclusions (cf. literature reviews in Slotkin 1999; Eaton et al. 2008). Studies have included both *in vivo* exposure of neonate rat pups (e.g., Campbell et al. 1997; Whitney et al. 1995; Song et al. 1997; Dam et al. 1998, 1999; Aldridge et al. 2005a) and occasionally mothers (e.g., Qiao et al. 2003; Meyer et al. 2003; Aldridge et al. 2005b) and *in vitro* studies on axonal type cell cultures (e.g., Jameson et al. 2006; Yang et al. 2008; Slotkin et al. 2010). The conclusion of all of the aforementioned types of studies is that chlorpyrifos may cause developmental neurotoxicity through mechanisms other than through cholinergic effects (Slotkin et al. 2006).

Several issues are raised by the plethora of research on chlorpyrifos and putative mechanisms of development neurotoxicity, owing to the policy that EPA has adopted for regulating organophosphorus insecticides. Presently, EPA regulates this group by defining the NOAEL for acetylcholinesterase inhibition. In particular for chlorpyrifos, however, a plasma-residing form of acetylcholinesterase, popularly called “pseudocholinesterase,” or just plasma cholinesterase, is actually more sensitive to inhibition than true acetylcholinesterase, which is found in the central nervous system as well as in red blood cells (Eaton et al. 2008). Thus, inhibition of plasma cholinesterase is the most sensitive endpoint chosen to characterize risk and calculate an RfD. For example, based on the NOAEL for plasma cholinesterase inhibition and application of a 100-fold safety factor, EPA has set an RfD of 0.005 mg/kg/day for short-term (acute) chlorpyrifos exposure. To protect children under six years old, EPA included an additional 10-fold safety factor to yield a population-adjusted reference dose (called

a PAD) of 0.0005 mg/kg/day). The comparable long-term (chronic) PAD, which included the combined 1000-fold safety factor, was designated as 0.00003 mg/kg/day. EPA’s final decision for re-registration of chlorpyrifos in 2006 was predicated on no further urban uses and no uses on fruit trees post-bloom or on certain vegetables, like tomatoes (EPA 2006a). Pertinently, EPA uses the RfD as an exposure guideline to ensure the congressional mandate of “safe”, meaning a “reasonable certainty that no harm will result from aggregate exposure to the pesticide chemical residue, including all anticipated dietary exposures and all other exposures for which there is reliable information” (Food Quality Protection Act 1996).

EPA cited the growing developmental neurotoxicity literature at the time of its reregistration decision, noting that a noncholinergic mechanism could be at work (i.e., a mechanism that does not inhibit acetylcholinesterase). The most recent literature based on *in vitro* studies suggests that acetylcholinesterase functions as a morphogen — i.e., the intact enzyme stimulates growth of nerve axons. Simple binding to the enzyme without inhibiting its activity could reduce this morphogenic functionality (Yang et al. 2008). Another proposed mechanism is the altered regulation of genes that code for neurotrophic factors that affect nerve growth (Slotkin et al. 2010). Although EPA did not consider these effects when delineating its RfD for protection of infants and children, a recent risk characterization for school children by the California Environmental Protection Agency proposed a child specific RfD of 0.0001 mg/kg/day after considering the noncholinergic mechanisms that may affect the developing central nervous system and applying a 300-fold safety factor to a NOAEL for such effects.

A second issue raised by a putative novel mechanism of action of chlorpyrifos, and perhaps other OP insecticides that are either no longer used or have very minimal usage today (i.e., parathion and diazinon, respectively), is what level of exposure for either pregnant mothers or newborns/infants might be associated with

the developmental neurological effects. A disproportionate number of studies that have shown developmental effects through noncholinergic mechanisms have used exposure routes and dosages that do not reflect environmental reality. For example, many studies use subcutaneous injections of chlorpyrifos in dimethyl sulfoxide, a solvent that promotes rapid penetration through biological tissues (Pathan and Setty 2009). Furthermore, dosages of chlorpyrifos have ranged from about 0.5 mg/kg body weight to 1-5 mg/kg. The reality of exposures is that humans would be exposed as a fetus through the mother's placental barrier, or as an infant through mother's milk, or as a child through the food supply. Note that chlorpyrifos is no longer used around homes, so consideration of this specific route of exposure is not relevant to characterizing the remaining uses of chlorpyrifos. Also, exposure would be divided throughout any one day and not a single acute bolus, as occurs in many lab studies that focus on mechanisms of an effect rather than on likely risks of an effect. An analysis of the effect of route, vehicle, and divided doses on pharmacokinetics and concentrations of chlorpyrifos and metabolites in blood suggest that single bolus doses in vehicle (corn oil or dimethylsulfoxide) raise blood levels higher than levels from divided doses in the diet (Marty et al. 2007).

Although the routes of exposure and concentration in the preponderance of developmental neurotoxicity studies do not reflect reality, one could still use the data to determine whether chlorpyrifos exposures are likely to have the effects seen in neonatal laboratory animals. Such an analysis would require information about the likely intake of chlorpyrifos residues. The analysis would also benefit from information about blood and/or tissue levels of chlorpyrifos or its detoxification metabolite TCP (trichlorpyridinol) for comparison to effects observed during *in vitro* studies.

As part of its decision to re-register chlorpyrifos, EPA estimated the aggregate intake of residues if certain agricultural, and all urban uses, were to be curtailed. For example, such restricted use patterns

of chlorpyrifos would result in a worst-case aggregate intake from food, water, and mosquito control use for children one to six years of age, of ~ 0.00067 mg/kg (EPA 2006a). Thus, EPA's estimated exposure for current use patterns of chlorpyrifos would be nearly 1000-fold lower than the lowest doses given to neonatal rats in many studies of developmental neurotoxicity. For example, in one study concluding that adverse neurodevelopmental effects follow gestational exposures, pregnant rats were dosed subcutaneously by injection with 1-5 mg/kg chlorpyrifos (Aldridge et al. 2005b). Neonatal rats and post-natal rats were dosed by injection with one and five mg/kg, respectively.

Studies conducted *in vitro* using model cell cultures of nerve axon growth are not directly comparable to dosages from *in vivo* studies. One problem is that *in vitro* cell culture studies place the toxicant at the surface of cell membranes, an exposure situation that is completely devoid of all the pharmacokinetic mechanisms that would significantly reduce concentrations arriving at target sites through transport in the blood stream. However, the concentrations in *in vitro* studies can be compared to blood concentrations of chlorpyrifos or TCP that have been measured in association with known dosages either to neonates or to pregnant females.

To perform a risk characterization that would be conservatively protective in perspective, one should examine a study that has found an adverse effect at the lowest dose relative to other studies. Recently, a well-conducted study showed that axon growth by lengthening was reduced when cultured rat dorsal ganglion cells from the brainstem were exposed to 0.001 μ M (equivalent to a chlorpyrifos concentration of 0.351 μ g/L) (Yang et al. 2008). Although another study from the same lab showed no significant response until the concentration was 0.01 M, one could use 0.001 μ M as a benchmark for comparison to what a fetus or neonate might have in its blood. One study showed that "fetuses of dams given 1 mg/kg/day had a blood CPF level of about 1.1 ng/g (0.0011 μ g/g),

but had no inhibition of ChE of any tissue” (Mattsson et al. 2000). Thus, this study proved that chlorpyrifos could be detected in blood without any cholinergic effects. If blood is assumed to have a density close to 1 g/mL, then 0.0011 µg/g translates to about 1 µg/L. Although a dose of 1 mg/kg is frequently described as “low” in the published literature, EPA estimated that worst-case aggregate exposures (i.e., food, water, and mosquito control combined) may be about 0.00067 mg/kg/day. If there is a numerically linear relationship between what is in the blood and the dose, such as the findings suggested in Mattsson et al. (2000), or those reported in Eaton et al. (2008), then a pregnant mother exposed at the aggregate exposure level estimated by EPA (i.e., 0.00067 mg/kg/day) may result in exposure to the fetus at a level of ~0.00067 µg/L, which is not likely to be detectable with typical detection limits of ~ 4 µg/L (Marty et al. 2007). So, even in vitro mechanistic studies designed to show an effect at very low levels are still using doses that are unlikely to be seen in fetal or even neonatal rats.

A preponderance of studies have now shown that chlorpyrifos, and a few other OP insecticides at doses 100 or more times higher than current EPA estimates of exposure, have mechanisms different than those causing acute or subchronic toxicity. Thus far, no studies have shown that these effects occur at the known environmental levels. The whole issue may soon become moot, as manufacturers are either not re-registering OP insecticides or EPA is further canceling their uses. Nevertheless, one could question whether any evidence supports neurobehavioral effects during the time that these types of insecticides were heavily used. Several neurological endpoints might be probed to answer this question. For example, one could look at trends in autism spectrum disorders or IQ in general as being related to exposure to neurotoxicants. Thus, one hypothesis would be that if chlorpyrifos were as potent as mechanistic lab studies are interpreted, then trend data would show a downward direction, especially when these compounds were most intensely used.

The present literature on autism spectrum disorders does not indicate that neurotoxicant pesticides like chlorpyrifos are etiologic factors in this disease phenomenon (e.g., Newschaffer et al. 2007). Furthermore, trend data indicates a rapid rise in diagnosed cases during the late 90s and early 2000s (Spzir 2006) at a time when OP insecticide use was declining.

Another curious observation relates to trends in IQ, which of course can be a controversial subject in itself, as discussions devolve into the classic nurture vs. nature debate. Nevertheless, there has been a trend in rising IQs since the 1950s (Lynn and Pagliari 1994; Blair et al. 2005), a period when some of the first OP insecticides became commercially available. (Major intelligence improvements are seen in the domain of abstract problem-solving ability on cultural-free tests (Colom et al. 2005).) The phenomenon of rising IQs (known as the Flynn effect, after seminal research by Flynn 1984, 1987) in many countries worldwide may be slowing down in recent years (Teasdale and Owen 2008), but ironically the hypothesized recent trend seems coincident with severe restrictions on OP insecticide use and even outright cancellations of uses. Thus, if OP insecticides were potent enough to cause neurodevelopmental anomalies in association with levels of real-world exposures, one would predict both a direct correlation with use and trends in macro-level effects like autism and IQ. Yet such a correlation is not present, or is opposite what would be predicted.

Pyrethroid Insecticides

The term “pyrethroid” refers to all synthetic versions of insecticidal compounds based on the structure of components of the botanical extract called pyrethrum. *Chrysanthemum cinaerifolium*, one of about 30 species in the genus *Chrysanthemum*, is particularly useful as a source of pyrethrum extracts that become concentrated in the flowers. While gardeners still tell tales of planting chrysanthemums to ward off insect pests around their gardens, in fact only *C. cinaerifolium*

is a useful source of pyrethrum, and it is not commercially produced in the U.S. This particular species is still cultivated commercially for its trove of pyrethrum components, but the geographic foci include Kenya, Rwanda, Ecuador, and Australia (Gullickson 1995; Wainaina 1995; MacDonald 1995). Pyrethrum and, more specifically, pyrethrins, which are components of the whole extract, are sold commercially, and are one of the few neurotoxic insecticides approved for certified organic agricultural production under the USDA National Organic Program and various State organic program rules (WSDA 2010).

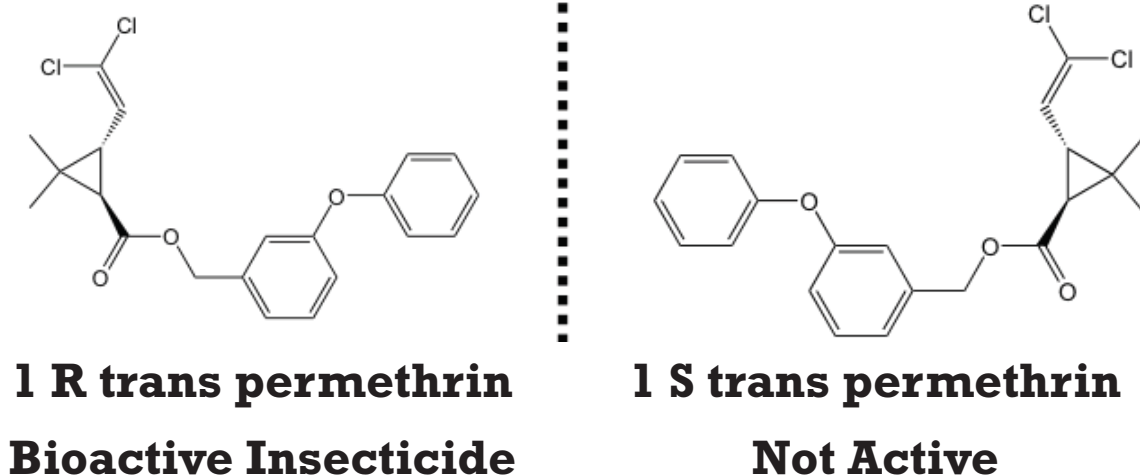
Because the synthetic pyrethroids have generally the same mechanism of biochemical toxicity as the naturally occurring pyrethrins, consideration of the historical aspects of the invention of these compounds and their use helps elucidate the modern safety record of these compounds. Pyrethrum-containing flowers were likely first used as palliatives for warding off body and head lice in the early 1800s among tribes of the Caucasus region and in Persia (Casida 1980). Pyrethrins, and also permethrin—which is a synthetic analog of the natural products—have medicinal uses

today to treat head lice infestations occasionally affecting young public school-age children. However, use of pyrethrins and pyrethroids in this manner is strictly under regulatory control of the Food and Drug Administration (FDA) rather than EPA.

Pyrethrum, a complex mixture of at least six bioactive components, is concentrated in *C. cinaerifolium* flowers. Each flower contains about 3-4 mg of pyrethrins, the most insecticidal components of the pyrethrum mixture (Casida 1980). Flowers were dried and traditionally applied to the body as a powder. In Japan during the early 1900s, the flowers were extracted and components partially elucidated (Katsuda 1999), with more definitive structural determinations made in Germany. In the 1920s, flowers were extracted commercially with kerosene to isolate and concentrate the active principal components (Casida 1980).

One important aspect of the early work on pyrethrum mixture chemistry was the discovery that the individual components consisted of a melange of three-dimensionally distinct structures called stereoisomers. Stereoisomers are molecules that share the same molecular formula and sequence of bonded atoms but are

Figure 12.



Pyrethrins and their synthetic analogs exist as enantiomeric mixtures that consist of identical molecules existing in two distinct three-dimensional configurations that are mirror images of each other, much like a left hand cannot be superimposed on a right hand. Such chemistry is significant from the perspective of biological activity, as noted above for the synthetic pyrethroid permethrin.

different in the three-dimensional spatial orientations of their atoms (Moss 1996). The pyrethrins and their synthetic derivatives, for example, are special types of stereoisomers called enantiomers because they exist in at least two different three-dimensional configurations that are mirror images of each other. Molecules that are mirror images are not superimposable, analogous to the right and left hand of an individual (Figure 12). Research has proven that enantiomers have different levels of toxicity and also rates of environmental degradation (Elliott and Janes 1977; Qin et al. 2008). Thus, to simply talk about potency of most pyrethrins and their synthetic derivatives is misleading because, in reality, they are enantiomeric mixtures, and not all the components are insecticidal. Nevertheless, elucidation of the complexity of three-dimensional structure gave impetus to the discovery of synthetic analogs that could potentially enhance insecticidal qualities of the natural product (Katsuda 1999). Such enhancements lead to more selective compounds that are more potent against pests and thus can be applied in comparatively lower amounts.

Pyrethrins can be rapid-acting and extraordinarily toxic to a number of insect pest species, yet of extraordinarily low toxicity to mammals. However, pyrethrins have little to no use in agriculture because they literally degrade in hours when exposed to sunlight (Elliott 1976). This environmental lability is arguably one rationale that the USDA National Organic Standards Board (NOSB), under recommendation of the Organic Materials Research Institute (OMRI), has used to approve natural toxins for use by certified organic farmers. Ironically, if a pest infestation is not controlled sufficiently by using the unstable pyrethrins, a farm manager may feel justified in making repeated applications, which of course requires more labor, more chemical cost, and increased fuel and water usage. Thus, the ideal would be to “invent” a compound with the safety (i.e., very low toxicity) of pyrethrins but with sufficient environmental longevity such that one application would typically be suf-

ficiently effective, especially if a well thought-out IPM plan were deployed.

With goals of increasing biological activity and environmental persistence of the natural pyrethrum constituents, Michael Elliott and coworkers obtained funding from the British government to examine ways to alter the pyrethrin structure to increase environmental stability against sunlight without losing its safety with respect to birds and mammals. Tinkering with the structure, Elliott and his team were credited with inventing the first stable synthetic pyrethroids (Elliott et al. 1973a), as well as pyrethrin analogs with greater insecticidal activity but even lower vertebrate toxicity than the natural products (Elliott et al. 1973b). This research laid the groundwork for synthesis of many analogs, wherein tinkering with the basic pyrethrins structure increased persistence without substantially altering mammalian safety and high potency as an insecticide.

Closer examination of the reasons why pyrethrins and derivatives are safe for mammals and birds but not for insect pests is consistent with the themes of selectivity among species and the role of pharmacokinetics in predicting the likelihood of biological effect. Pyrethrins are quickly metabolized to non-toxic compounds by birds and mammals, and thus when exposed via the skin, as would be typical of environmental or medicinal use, these components are extraordinarily safe yet effective at killing insect pests. Part of the selectivity from environmental dermal exposures comes from very low penetrability (~1% in human skin) (Ray and Forshaw 2000). In general, the synthetic derivatives, which have evolved in structure over the last 30 years, have similar properties of extraordinary safety and effectiveness. In addition to low potential for pyrethroids to cross the epidermis, selectivity among insects and mammals and birds is due to differences in the ability of pyrethroids to bind to vertebrate and insect nerve membranes, differences in metabolic pathways between mammals and insects, and the fact that insects are “cold-blooded” (Casida and Quistad 2004; Narahasi et al. 2007).

First, the natural pyrethrins and synthetic versions all bind to proteins in the nerve cell membranes along the signal conducting axon. These proteins act like gated channels, allowing the influx of sodium into the axon, but they only open and close briefly in response to an electrical stimulus (i.e., a voltage change across the membrane caused by an oncoming nerve signal). Pyrethroids bind to the protein, preventing it from closing quickly, causing a prolongation of nerve signaling (Narahashi 1987; Soderlund and Bloomquist 1989). However, vertebrate sodium channels have a very low binding affinity for pyrethroids, but the insect channel protein is bound very readily by extremely small quantities of pyrethroid. Thus, pyrethroids are typically hundreds to thousands of times less toxic to mammals than to insects (Elliott 1976; Casida et al. 1983; Katsuda 1999). Such differences mean that very small amounts of pyrethroids can be deployed to control insects, and these amounts are vastly lower than the amounts that might cause harm to mammals. Secondly, mammals can very rapidly detoxify pyrethroids with two types of enzyme systems (i.e., esterase and oxidative enzymes), but insects cannot because they are deficient in esterases that are active against these chemicals.

A third reason for differential toxicity between insects and mammals is that toxicity of pyrethroids rises as temperature falls, a phenomenon not seen by other extant types of insecticides (Narahashi 2007). The highly protective role of the skin in preventing entry of toxic substances into the blood stream (i.e., systemic circulation) is illustrated in lab experiments wherein direct injection of natural pyrethrins into the blood results in lethality at doses quite similar to the most neurotoxically potent OP insecticides like the banned parathion. The continued approval of certain formulations of pyrethrins for use in organic agriculture (e.g., Long et al. 2005; Zehnder et al. 2007; Reganold 2010) leads to the conclusion that at least some advocates have realized how toxicity is greatly modified by pharmacokinetic phenomena.

The insecticidal activity of pyrethrins and certain older synthetic derivatives can be enhanced by an additive called piperonyl butoxide (PBO). Although formulations including PBO are not permissible for use in certified organic agriculture, many household versions of pyrethrins that are sold to consumers do contain PBO. PBO functions as a synergist that inhibits microsomal oxidase enzymes (Hodgson and Levi 1998), further reducing the ability of insects to detoxify the pyrethrins. Because humans can detoxify pyrethrins by a different metabolic pathway than do insects (i.e., via esterase cleavage (Abernathy and Casida 1973)), PBO is of very low concern for human health under permissible usage conditions. Interestingly, the toxicity of the modern pyrethroids is not enhanced sufficiently by PBO to warrant adding this synergist to their commercial formulations.

The historical record and knowledge of toxicological mechanisms accumulated over the last 50 years shows that use of a naturally occurring botanical component and its synthetic derivatives has a high degree of safety. So, what are the objections to using such technology? Aside from the general disdain for use of synthetic chemicals in agriculture (or other social sectors) among certain advocates, rumblings questioning the safety of these compounds have emerged over the last few years. Atypically, however, long-term concerns about cancer or neurodevelopment do not seem to be strong motivators for these concerns, as are those that have been observed for older chemistries. After all, the literature shows the pyrethroid structures are not mutagenic (Pluijmen et al. 1984; Miyamoto et al. 1995). Furthermore, the environmental use rates are at least 10-fold lower than the use rates for the older chemistries, and thus exposure potential is quite limited. Pyrethroids are used in commercial agriculture, but their use tends to be limited to field crops, including cotton and corn, and some vegetables rather than to fruit crops. Entomologists are wary of recommending pyrethroids in fruit crops, owing to their tendency to knock out beneficial predacious mites and thus stimulate a pest mite out-

break (Hoyt et al. 1978; Hull et al. 1985). Indeed, the judicious use of pyrethroids is evidenced by monitoring data that shows most fruit and vegetables do not have pyrethroid insecticide residues (USDA AMS 2009).

Perhaps the biggest factor in pushing newspaper stories that question pyrethrins, and thus pyrethroids safety, comes from the use of lice control shampoo formulations. As stated above, such use is considered pharmaceutical and under control of the FDA. Flames were fanned within the last several years over an advocacy report that questioned whether pyrethroid chemistries were actually as safe as advertised (Pell and Morris 2008). Recent reassessments of safety, leading to re-registration of the pesticides, delineated the overall low acute and chronic toxicity of these compounds (EPA 2006), but such documentation was ignored in favor of a database of complaints from people using pyrethroids at home for lice control. The advocacy report led off with a story about a child who died following the parents' use of a pyrethrin product to rid her of head lice. However, the report did not question whether the product was used strictly as directed, which is expected of consumers using any type of medication. Indeed, the report mentioned the child being in the bathtub while her parents washed down her hair, but it did not connect the two events. In fact, product labels strictly tell parents to apply the insecticidal shampoo dry by rubbing directly into the scalp and then washing off after a short contact time (Frankowski et al. 2002). The label informs parents the product should not be administered in the bath, which would easily cause the active ingredient to penetrate highly penetrable body regions such as the genitalia. Head lice products may be applied one more time within 7-10 days after the first application. When this stricture is violated, transient toxicity could result—as was reported for a toddler whose parents applied a pyrethrin product three times within a 12-day period (Hammond and Leikin 2008).

Reports to poison centers following use of pyrethrin-type products has a long history, partly because

these products have been on the market a long time. But most reports involve some kind of skin sensitivity or irritation. Such observations are especially true with pyrethrum extracts for two reasons. First, because the extracts are derived from flower parts, allergic reactions are possible. Indeed, head lice shampoo products warn against use if allergy to ragweed is suspected, although modern extraction techniques minimize the co-extraction of allergens (Frankowski et al. 2002). Second, natural pyrethrin extracts have long been known to cause a skin tingling and burning sensation called parasthesia (Ray and Forshaw 2000). However, the sensations associated with parasthesia are temporary effects that are incidental to the specific neurotoxicological effects of the insecticides known from insect and rodent studies.

A second recent issue seems to be restricted to California, where pyrethroid insecticides are heavily used in urban environments. Extensive monitoring studies of urban streams have shown the presence of multiple types of pyrethroid insecticides in the bottom sediments. Pyrethroid residues will bind very tightly to sediments, limiting bioavailability to species like fish swimming in the water column (You et al. 2008). Indeed, very few, if any, residues can be measured in water because the water solubility of most pyrethroids is extremely low. Bioassays with sediments collected from urban waterways in California have been tested using *Hyalella azteca*, a sediment-dwelling amphipod. A positive correlation has been reported with increasing detections of multiple pyrethroid insecticide residues and lethality of the sediments to the amphipod (Weston et al. 2005; Amweg et al. 2006). However, a clear NOAEC is present in the dataset. Furthermore, similar monitoring in Tennessee, another State where pyrethroid use in urban areas is likely prevalent, showed few pyrethroid detections in the sediment and no toxicity to amphipods (Amweg et al. 2006). These observations suggest that urbanites in California may be disproportionately disposing of pyrethroid rinse water on hard surfaces following lawn and house pest

control, thereby increasing the chance of direct runoff into sewage drains. Further studies should elucidate pathways of contamination and suggest improved educational programs for homeowner disposal of pesticide waste.

Now that OP insecticide use has decreased significantly in agriculture and been practically eliminated from urban use, pyrethroid insecticides have become the dominant insecticides, especially in residential areas. Thus, increasing focus on sublethal effects will be seen in the literature, and claims of low dose effects are likely to be made, somewhat similarly to those claimed for the effects of chlorpyrifos on neurodevelopment. Indeed, some studies have shown that pyrethroid insecticides can interact with the estrogen or androgen receptors (Du et al. 2010). However, the flaw in assessing hazard, let alone risk, from this new crop of studies remains the same. The premise that the studies represent low-dose exposures is not consistent with exposure estimates. Furthermore, *in vitro* studies use doses that are orders of magnitude higher than estimates of pyrethroid residues in blood, which could be considered a surrogate for understanding concentration effects at the cellular level. Also, *in vitro* studies tend to use dimethyl sulfoxide to dissolve the hydrophobic pyrethroid insecticides, thereby creating an artificially high bioavailability that does not occur in living organisms.

An example of ignoring how concentration is related to effects is illustrated in perhaps the first study to suggest that pyrethroids have endocrine receptor binding activity in cultures with estrogen responsive cell lines (Garey et al. 1998). Examination of the graphs in this report suggests that binding may have occurred with doses of fenvalerate around 420 $\mu\text{g}/\text{L}$ ($\sim 1 \mu\text{M}$). To place this concentration in perspective, examination of blood levels of pyrethroids is useful. One study of blood samples from 45 human volunteers who had been exposed nightly to repellent uses of pyrethroids for mosquito control found no pyrethroid residues were detected at a limit of 0.5 $\mu\text{g}/\text{L}$ (Ramesh

and Ravi 2004). This fenvalerate detection limit is 800 times lower than the levels causing a positive response *in vitro*. To place the lack of potency of fenvalerate in perspective, let alone the high dose tested relative to blood levels (or lack thereof), estrogen (i.e., estradiol) gave a similar cell response as fenvalerate at a concentration of $\sim 0.006 \mu\text{g}/\text{L}$ (Garey et al. 1998). Thus, in the cell culture assay, estradiol is about 70,000 times more potent than fenvalerate. A baseline estradiol level in the blood of human males is $\sim 0.028 \mu\text{g}/\text{L}$ (Raven et al. 2006). Thus, normal males have about five times as much estradiol in their blood as has been proven to cause an *in vitro* response in estrogen-responsive cells. Yet, after chronic environmental exposures, males have no detectable levels of fenvalerate, suggesting that concerns about endocrine system effects are unwarranted if one considers that natural titers of estrogen themselves are far more potent than fenvalerate. Other studies that show an estrogenic response from pyrethroid exposures *in vitro* suffer the same logical flaw of conflating concentrations used in the laboratory with actual environmental exposures. Furthermore, such studies ignore the titers of the highly potent natural hormone estradiol.

Glyphosate

Glyphosate-containing formulations have been marketed since about 1975. Glyphosate itself is best chemically described as a phosphonated amino acid. In fact, part of the structure is actually glycine, a natural, non-essential amino acid. The only known primary mechanism of biochemical toxicity of glyphosate at the rates of use as a herbicide is through inhibition of the EPSPS enzyme (Schonbrunn et al. 1991; Sikorski and Gruys 1997). This enzyme is specific to plant metabolism, although it also occurs in some bacteria. Specifically, plants synthesize aromatic amino acids in the shikimic acid pathway that involves EPSPS. Animals, lacking the pathway, must acquire these types of compounds from their diet. For this reason, any

environmental residues resulting from legal uses of glyphosate-containing formulations are often orders of magnitude lower than doses causing lethality to aquatic or terrestrial organisms. The World Health Organization (WHO 2005), the Environmental Protection Agency (EPA 1993), and the European Union (EC 2002) have extensively reviewed the full range of toxicological information about glyphosate, pronouncing it of extremely low toxicity and thus near-zero risk. In addition to scrutiny by the various regulatory agencies, numerous risk assessments have been published in the scholarly literature (for example, Geisy et al. 2000; Williams et al. 2000; Solomon et al. 2007). These latter publications pertinently consider all the toxicological endpoints that have been defined, including both the regulatory and mechanistic toxicology data, and integrate the most sensitive effects with the likely exposures. None have suggested any environmental or human health hazard from routine legally sanctioned uses of glyphosate.

Glyphosate has broad spectrum activity against most plants, and thus it historically had very limited uses in growing agricultural crops. Furthermore, only young weeds are susceptible to glyphosate at the levels that are allowed for use. Once weeds grow and develop extensive root systems, glyphosate is much less effective at complete control and thus does not hold any greater potency than other less broad-spectrum herbicides. With the advent of soybeans, corn, and cotton in the U.S. bred using biotechnological techniques involving a resistant bacterial EPSPS gene or a modified resistant plant EPSPS gene, glyphosate in the mid 1990s began to be used widely on these field crops. Today, glyphosate-containing formulations are the most widely used herbicides, ostensibly owing to the disproportionately large acreages of the three aforementioned crops (USDA NASS 2009). As would be predicted from environmental chemistry models, the greater volumes of glyphosate used would lead to detections of residues in water and occasionally in unprocessed soybeans or corn. However, despite the vast

acreages treated, fewer than one-third of monitored water samples have detectable levels of glyphosate, and the concentrations are typically less than 1 $\mu\text{g}/\text{L}$ (Battaglin et al. 2005).

For glyphosate to be optimally effective against plants, it is applied in conjunction with a surfactant. Thus far, Monsanto, the original patent holder and still the main manufacturer of glyphosate products, continues to formulate glyphosate in formulations that contain the surfactant POEA. Various versions of the formulation called Roundup are typically the most prevalently used form of glyphosate in the U.S. This polyethoxytallowamine surfactant seems to best facilitate the penetration of glyphosate through leaf surfaces. Of all the herbicides in the market today, the presence of POEA has created the most confusion regarding the question of glyphosate toxicity versus its formulations toxicity. POEA is a comparatively potent surfactant and, given the well-known mechanism of surfactant interactions with cell membranes (Bonsall and Hunt 1971; Jones 1999), its presence in formulations of glyphosate are predictably more toxic to aquatic organisms than glyphosate alone. However, the amounts of POEA in any glyphosate formulation are approximately three times lower than the concentrations of glyphosate itself. Furthermore, POEA rapidly degrades in the presence of sediment if it should run off or drift into water (Wang et al. 2005).

Because of the general mistrust in Europe of crops bred using genetic modification, such as the Roundup Ready crops, glyphosate-containing herbicides have been the focus of intense scrutiny by environmental advocates. Thus, in addition to raising doubts about the safety of the crops themselves, despite the plethora of scholarly papers proving a lack of adverse effects, environmental advocacy groups have highlighted two areas of research that stem from one specific laboratory in the U.S. and two laboratories in Europe. The published papers from these labs are discussed to illustrate why regulatory agencies still consider glyphosate to be of essentially zero risk for all approved uses.

Some Case Studies: Reports of Hazards Do Not Reflect Risks

First, on the heels of concerns about the effect of low aquatic concentrations of atrazine on the African leopard frog, reports from a U.S. lab suggested adverse effects of Roundup on several different frog species (see Relyea 2005a,b,c,d). While the press releases based on lab research stir up strong feelings, they do not focus on the critical aspect of these studies that make them irrelevant to assessing whether the actual agricultural use of glyphosate can harm frog populations. Specifically, the concentrations in water that putatively cause frog lethality in the aforementioned published experiments are at least an order of magnitude higher than what is found in the environment, even after an overspray (Battaglin et al. 2009; Goldsborough and Beck 1989; Goldsborough and Brown 1993; Newton et al. 1984; Scribner et al. 2007, Tsui and Chan 2008). Although an overspray of a Roundup formulation across a body of water is expressly prohibited by the product label, glyphosate itself rapidly dissipates in water within 24 hours. Under laboratory conditions representing direct application of Roundup to water, toxicity to the subject frog species was detected only following 10 days of exposure. Thus, the extrapolation of observations from a lab study to the environment is not supported by simply examining known concentrations. Furthermore, even when caged frogs were tested during actual commercial applications, no unusual adverse effects were noted, either following exposure to expected environmental concentrations (Wojtaszek et al. 2004) or residues resulting from commercial forestry spray operations (Thompson et al. 2004). A deterministic and probabilistic risk assessment applied to direct oversprays of glyphosate-containing herbicides also concluded little impact on a diversity of aquatic species (Solomon and Thompson 2003).

The second set of studies from two laboratories in Europe has been interpreted to find that sub-agricultural use rates of glyphosate can cause cytotoxicity in various types of cells (e.g., Marc et al. 2002; Benachour and Seralini 2009). Pertinently, the data from these studies strongly suggest that the toxicity is more likely

due to the surfactant POEA in the Roundup formulations than due to the glyphosate active ingredient itself. The problem with these studies, however, is that the levels of exposure (i.e., body dose) from using Roundup formulations mixed in a spray tank are many orders of magnitude lower than the concentration in the spray tank. The authors of the European studies have mistakenly interpreted their data as representing what workers and perhaps the general public are exposed to. The subject studies have all been *in vitro* examinations of cell cultures and/or enzyme systems exposed to either Roundup formulations or glyphosate. The authors of those studies end their papers by concluding that the 10-1000 ppm of Roundup equivalents that the cells are exposed to represent actual human worker exposures. In none of the papers have the authors attempted to use any of the pharmacokinetic data from controlled exposure of rodents or any of the clinical literature to examine whether their cell exposure levels make sense from an environmental perspective. For example, in one of the latest papers (Benachour and Seralini 2009), the authors begin to see some cellular toxicity in a cell culture exposed to one Roundup formulation with a glyphosate dose equivalent to 20 µg/mL. While this concentration seems low to the authors, in reality it is equivalent to a blood level exposure about five times higher than that measured in the blood of rodents after an extreme exposure to an oral dose of 400 mg/kg glyphosate in corn oil, a notably effective solvent at facilitating toxicant or drug absorption (Anadon et al. 2009). To put this dose in perspective, the worst case exposure to an adult female pesticide applicator from all possible exposure routes has been estimated at ~0.125 mg/kg, or 3200 times less than the exposure given to test rodents. Yet, the authors of the cytotoxicity studies failed to critically analyze their data in comparison to the 4.6 µg/mL level in blood following the extreme rodent exposure. Furthermore, the authors ignored the fact that skin exposure only results in about 3% absorption of glyphosate in a 24-hour period, and absorption from the intestine is less than 40%.

Pesticides & Health: Myths vs. Realities

In summary, pronouncements of adverse effects of glyphosate and its surfactant seem relegated solely to the laboratory; in the environment, exposure is just too low for any measurable effects. Indeed, the European authors own studies show clear thresholds for an effect. In other words, their studies show that, at some concentrations in the cell cultures, nothing

happens. Proclaiming that spray tank concentrations of glyphosate expose workers to hazardous levels of glyphosate and its surfactants defies logic in the light of actual exposure measurements and *in vivo* rodent studies. The interpretation of *in vitro* studies is realistic only when concentrations reflect levels likely to occur in blood and/or interstitial fluids.

Conclusions

In the new world of 24/7 information demands, we seemingly have more headlines with less informational content. In the world of toxicology, basic research dominates all published subjects, and thus just about any chemical ever studied

is perceived as having an adverse effect. These studies that overwhelmingly are mechanistic in focus become the fodder for the 24/7 info-news culture. On the other hand, the risk assessment reports that EPA issues with each pesticide registration decision, or the infrequently published but still accessible regulatory toxicology research papers are not very interesting to a society hooked on the adrenaline rush of a disaster movie. Perhaps this pronouncement is harsh about our modern perspectives, but an honest assessment of the wide array of pesticide studies and application of the risk assessment paradigm does not support the perspective of widespread adverse health effects, or even ecological effects, from modern pesticide use. Indeed, in the four cases highlighted within this report, so-called low dose effects are not really caused by low doses when one examines the actual exposures. Furthermore, in some cases, as is true for atrazine, one set of studies is directly refuted by another set of studies. Certainly, all studies should be subjected to vigorous debate, as science should endeavor to make happen. But in a press release world of communication, only the truly scary stories get told.

Some advocates have been pressing the idea that the paradigm for toxicological phenomena has shifted over the last fifteen years from a focus on cancer to a focus on endocrine system effects. Some advocates argue that current pesticide regulations fail to keep up

with modern techniques for examining hormonally active agents. But upon close examination to determine what is missing, one finds a plethora of *in vitro* testing that overestimates by large amounts what is expected in a whole person's blood, bolus exposures that defy the reality of environmental exposures, and measuring of tissues without definition of what it means to the whole organism. To claim that industry has not been testing for endocrine system effects is to ignore the value of whole organism developmental and multi-generational reproductive toxicity tests mandated for many years by EPA (Stevens et al. 1997). The system of testing has not been static, as EPA has incorporated new measurable endpoints.

Another paradigm being pushed involves the idea that organisms are exposed to multiple residues of contaminants. The response to such a paradigm shifter is, frankly, yes. When an organism eats any food, but especially plants, they are exposed to multiple highly bioactive biochemicals, a number of which have known "toxicological" effects when tested at sufficient doses, just like all other xenobiotic chemicals. So, nothing seems new here. Indeed, counter-analysis suggests that concerns about pesticide mixtures are overblown because the environmental levels of exposure are just too low to have measurable effects (Carpy et al. 2000).

Missing from much of the public debate are the benefits of chemical technology, especially as applied

to crop protection. Negative critiques of modern agriculture are vaguely familiar as echoes of complaints nearly 40 years ago, just prior to the suspension by EPA of DDT use for agriculture. The report herein did not engage in trying to defend old chemical technology because agriculture has moved far beyond it. Crop protection specialists themselves began long ago to argue for the judicious use of crop protection agents. Industry long ago began to examine the problems of the most persistent chemicals with broad spectrums of toxicity to nontarget organisms and synthesize new compounds with less persistence, less toxicity, and greater selectivity for specific pests versus nontarget organisms. Furthermore, the amounts of new chemicals needed to control pests today are small fractions of what they were just 20 years ago.

Some advocates call for wholesale adoption of organic agriculture. But if the calls are motivated by concerns about pesticide use, then disappointment will reign because USDA rules for certification of organic agriculture do allow pesticide use. But it is a “pick your poison” choice of eschewing certain products in favor of others. Ironically, some of the same active ingredients with known nervous system toxicity used by so-called conventional growers are also used by practitioners of organic agriculture.

Finally, we in the United States take for granted our country’s lack of serious outbreaks of epidemic disease transmitted by insect vectors. We ignore the fact of 300 million new cases of malaria elsewhere each year and the devastating effects on an economy. The list of vectored diseases is large, but we do not think about the important contributions of pesticide use to the protection of our public health. Yet communities besieged by outbreaks of biting mosquitoes clamor for their communities to be treated with mosquito control insecticides, as long as it is done out of sight at night. Studies have proven that bans of DDT in South America were correlated with increased incidences of malaria that plummeted when spraying of wall surfaces resumed. If one doesn’t like DDT, one still cannot ignore the effectiveness of pyrethroid-treated bed nets to protect sleeping kids and their parents from feeding mosquitoes. Indeed, such nets, which would cost us the equivalent of pennies, are expensive commodities to many in the world.

The point is, chemical technology has improved, and will continue to improve, human health, whether helping to make vegetables and fruits of high quality more abundant and cheaper or to preserve the health of individuals who can then help their society to progress.

References

- Abernathy CO, Casida JE. 1973. Pyrethroid insecticides: Esterase cleavage in relation to selective toxicity. *Science* 179: 1235-1236.
- Acquavella J, Olsen G, Cole P, Ireland B, Kaneene J, Schuman S, Holden L. 1998. Cancer among farmers: A meta-analysis. *Ann Epidemiol* 8: 64-74.
- Aldridge JE, Levin ED, Seidler FJ, Slotkin TA. 2005a. Developmental exposure of rats to chlorpyrifos leads to behavioral alterations in adulthood, involving serotonergic mechanisms and resembling animal models of depression. *Environmental Health Perspectives* 113(5): 527-531.
- Aldridge JE, Meyer AS, Seidler FJ, Slotkin TA. 2005b. Alternations in central nervous system serotonergic and dopaminergic synaptic activity in adulthood after prenatal or neonatal chlorpyrifos exposure. *Environ Health Perspect* 113(8): 1027-1031.
- Ames BN, Gold LW. 1997. Environmental pollution, pesticides, and the prevention of cancer: Misconceptions. *FASEB J* 11: 1041-1052.
- Ames BN, Profet M, Gold LS. 1990a. Dietary pesticides (99.99 percent all natural). *Proc Natl Acad Sci* 87(19): 7777-7781.
- Ames, BN, Profet, M, and Gold, LS. 1990b Nature's chemicals and synthetic chemicals: Comparative toxicology. *Proc. Natl. Acad. Sci. USA* 87, 7782-7786
- Amweg EL, Weston DP, You J, Lydy MJ. 2006. Pyrethroid insecticides and sediment toxicity in urban creeks from California and Tennessee. *Environ Sci Technol* 40(5): 1700-1706.
- Anadon A, Martinez-Larranaga MR, Martinez MA, Castellano VJ, Martinez M, Martin MT, et al. 2009. Toxicokinetics of glyphosate and its metabolite aminomethyl phosphonic acid in rats. *Toxicology Letters* 190: 91-95.
- Artsob H, Gubler DJ, Enria DA, Morales MA, Pupo M, Bunning ML, et al. 2009. West Nile Virus in the New World: Trends in the spread and proliferation of West Nile virus in the Western hemisphere. *Zoonoses Public Health* 56: 357-369.
- Bacon RM, Kugeler KJ, Mead PS. 2008. Surveillance for Lyme disease—United States, 1992-2006. *Morbidity & Mortality Weekly Report* 57(SS10): 1-9. Available from: (<http://www.cdc.gov/mmwr/preview/mmwrhtml/ss5710a1.htm>)
- Bakan B, Melcion D, Richard-Molard D, Cahagnier B. 2002. Fungal growth and Fusarium mycotoxin content in isogenic traditional maize and genetically modified maize grown in France and Spain. *J Agric and Food Chem* 50: 728-731.
- Baker BP, Benbrook CM, Groth III E, Benbrook KL. 2002. Pesticide residues in conventional, integrated pest management (IPM)-grown and organic foods: insights from three US data sets. *Food Additives and Contaminants* 19(5): 427-446.
- Barber LM, Schleier JJI, Peterson RKD. 2010. Economic cost analysis of West Nile virus outbreak, Sacramento County, California, USA, 2005. *Emerging Infectious Diseases* 16(3): 480-486.
- Barlow F, Hadaway AB. 1956. Effect of changes in humidity on the toxicity and distribution of insecticides absorbed by some dried soils. *Nature* 178: 1299-1300.
- Barringer F. 2008. Hermaphrodite frogs found in suburban ponds. *NY Times* (April 4, 2008): Available from: http://www.nytimes.com/2008/2004/2008/science/2008frog.html?_r=2005&oref=slogin&oref=slogin&oref=slogin.
- Battaglin W, Rice KC, Focazio MJ, Salmons S, Barry RX. 2009. The occurrence of glyphosate, atrazine, and other pesticides in vernal pools and adjacent streams in Washington, DC, Maryland, Iowa, and Wyoming, 2005-2006. *Environ Monitor Assess* 155: 281-307.

Pesticides & Health: Myths vs. Realities

- Battaglin WA, Kolpin DW, Scribner EA, Kuivila KM, Sandstrom MW. 2005. Glyphosate, other herbicides, and transformation products in Midwestern streams, 2002. *J Am Water Resources Association* 41(2): 323-332.
- Benachour N, Seralini G-E. 2009. Glyphosate formulations induce apoptosis and necrosis in human umbilical, embryonic, and placental cells. *Chemical Research in Toxicology* 22(1): 97-105.
- Bonsall RW, Hunt S. 1971. Characteristics of interactions between surfactants and the human erythrocyte membrane. *Biochimica et Biophysica Acta (BBA) - Biomembranes* 249(1): 266-280.
- Blair C, Gamson D, Thorne S, Baker DB. 2005. Rising mean IQ: Cognitive demand of mathematics education for young children, population exposure to formal schooling, and the neurobiology of the prefrontal cortex. *Intelligence* 33: 93-106.
- Burney JA, Davis SJ, Lobell DB. 2010. Greenhouse gas mitigation by agricultural intensification. *Proc Natl Acad Sci* 107(26): 12052-12057.
- Campbell CG, Seidler FJ, Slotkin TA. 1997. Chlorpyrifos interferes with cell development in rat brain regions. *Brain Research Bulletin* 43(2): 179-189.
- Carney RM, Husted S, Jean C, Glaser C, Kramer V. 2008. Efficacy of aerial spraying of mosquito adulticide in reducing incidence of West Nile virus, California, 2005. *Emerging Infectious Diseases* 14(5): 747-754.
- Carpenter, J.; Felsot, A; Goode, T.; Hammig, M.; Onstad, D.; Sankula, S. 2002. Comparative Environmental Impacts of Biotechnology-Derived and Traditional Soybean, Corn, and Cotton Crops. Council for Agricultural Science and Technology: Ames, IA. Available from: <http://www.cast-science.org/biotechnology/index.html#biotechcropsbenefit>
- Carpy SA, Kobel W, Doe J. 2000. Health risk of low-dose pesticides mixtures: A review of the 1985-1998 literature on combination toxicology and health risk assessment. *J Toxicol Environ Health Pt B* 3: 1-25.
- Carr JA, Gentles A, Smith EE, Goleman WL, Urquidi LJ, Thuett K, et al. 2003. Response of larval *Xenopus laevis* to atrazine: assessment of growth, metamorphosis, and gonadal and laryngeal morphology. *Environmental Toxicology and Chemistry: Vol 22, No 2*, pp 396-405.
- Casida JE, Gammon DW, and L. O. Ruzo., Glickman AH, Lawrence LJ. 1983. Mechanisms of selective action of pyrethroid insecticides. *Ann Rev Pharmacol Toxicol* 23: 413-438.
- Casida JE, Quistad GB. 2004. Why insecticides are more toxic to insects than people: The unique toxicology of insects. *J Pesticide Science* 29: 81-86.
- Casida JE. 1980. Pyrethrum flowers and pyrethroid insecticides. *Environmental Health Perspectives* 34: 189-202.
- CFR (Code of Federal Regulations). 1997. Title 40: Protection of the Environment, Subpart D-Reporting Requirements for Risk/Benefit Information. Available from: http://ecfr.gpoaccess.gov/cgi/t/text/text-idx?c=ecfr&sid=79ec7a10bc81ccef6b4e48d34d856509&tpl=/ecfrbrowse/Title40/40cfr159_main_02tpl.
- Chipman H, Kendall P, Auld G, Slater M, Keefe T. 1995. Consumer reaction to a risk/benefit/option message about agricultural chemicals in the food supply. *Journal of Consumer Affairs* 29(1): 144-163.
- Coady KK, Murphy MB, Villeneuve DL, Hecker M, Jones PD, Carr JA, et al. 2005. Effects of atrazine on metamorphosis, growth, laryngeal and gonadal development, aromatase activity, and sex steroid concentrations in *Xenopus laevis*. *Ecotoxicology Environmental Safety* 62(2): 160-1733.
- Coady KK, Murphy MG, Villeneuve DL, Hecker M, Jones PD, Carr JA, et al. 2004. Effects of atrazine on metamorphosis, growth, and gonadal development in the green frog (*Rana clamitans*). *J Toxicol Environ Health, Pt A* 67: 941-957.
- Cohen N. 1997. The politics of environmental risk: Perceptions of risk assessment in the state legislatures. *Policy Studies Journal* 25(3): 470-484.
- Collins A, Nasir A. 2010. Topical botulinum toxin. *J Clin Aesthetic Dermatol* 3(3): 35-39.
- Colom R, Lluís-font JM, Andres-Pueyo A. 2005. The generational intelligence gains are caused by decreasing variance in the lower half of the distribution: supporting evidence for the nutrition hypothesis. *Intelligence* 33: 83-91.
- Cooper J, Dobson H. 2007. The benefits of pesticides to mankind and the environment. *Crop Protection* 26(9): 1337-1348.

References

- Dam K, Garcia SJ, Seidler FJ, Slotkin TA. 1999. Neonatal chlorpyrifos exposure alters synaptic development and neuronal activity in cholinergic and catecholaminergic pathways. *Developmental Brain Research* 116: 9-20.
- Dam K, Seidler FJ, Slotkin TA. 1998. Developmental neurotoxicity of chlorpyrifos: delayed targeting of DNA synthesis after repeated administration. *Developmental Brain Research* 108: 39-45.
- Davis RS, Peterson RK, Macedo PA. 2007. An ecological risk assessment for insecticides used in adult mosquito management. *Integrated Environmental Assessment and Management* 3(3): 373-382.
- Devine M, Duke SO, Fedtke C. 1993. *Physiology of Herbicide Action* (book). PTR Prentice Hall, Englewood Cliffs, New Jersey: 441 pp.
- Dobzhansky T. 1964. Biology, molecular and organismic. *American Zoologist* 4(4): 443-452.
- Du G, Shen O, Sun H, Fei J, Lu C, Song L, et al. 2010. Assessing hormone receptor activities of pyrethroid insecticides and their metabolites in reporter gene assays. *Toxicological Sciences* 116(1): 58-66.
- Du Preez LH, Kunene N, Everson GJ, Carr JA, Giesy JP, Gross TS, et al. 2008. Reproduction, larval growth, and reproductive development in African clawed frogs (*Xenopus laevis*) exposed to atrazine. *Chemosphere* 71: 546-552.
- Du Preez LH, Kunene N, Hanner R, Giesy JP, Solomon KR, Hosmer A, et al. 2009. Population-specific incidence of testicular ovarian follicles in *Xenopus laevis* from South Africa: A potential issue in endocrine testing. *Aquatic Toxicology* 95: 10-16.
- Du Preez LH, Solomon Kr, Carr JA, Giesy JP, Gross Ts, Kendall RJ, et al. 2005. Population structure of the African clawed frog (*Xenopus laevis*) in maize-growing areas with atrazine application versus non-maize-growing area in South Africa. *African Journal of Herpetology* 54(1): 61-68.
- Eaton DL, Daroff RB, Autrup H, Bridges JS, Buffler P, Costa LG, et al. 2008. Review of the toxicology of chlorpyrifos with an emphasis on human exposure and neurodevelopment. *Critical Review in Toxicology* S2: 1-125.
- Elliott M, Farnham AW, Janes NF, Needham PH, Pulman DA, Stevenson JH. 1973a. A photostable pyrethroid. *Nature* 246: 169-170.
- Elliott M, Farnham AW, Janes NF, Needham PH, Pulman DA. 1973b. Potent pyrethroid insecticides from modified cyclopropane acids. *Nature* 244: 456-457.
- Elliott M, and Janes NF. 1977. Preferred conformations of pyrethroids. *Synthetic Pyrethroids*, Elliott, M (Ed); ACS Symposium Series 42: 29-36.
- Elliott M. 1976. Properties and applications of pyrethroids. *Environmental Health Perspectives* 14: 3-13.
- EPA (U.S. Environmental Protection Agency). 2002a. Atrazine: Toxicology Chapter of the Reregistration Eligibility Decision. SECOND REVISION. Memorandum TXR NO 0050644. Available from: <http://www.epa.gov/opp00001/reregistration/atrazine/>
- EPA. 2002b. ATRAZINE/DACT - Fourth Report of the Hazard Identification Assessment Review Committee. Memorandum TXR NO 0050592. Available from: (<http://www.epa.gov/opp00001/reregistration/atrazine/>)
- EPA. 1993. Voluntary reduced-risk initiative. Pesticide Regulation Notice 93-9.
- EPA Office of Chemical Safety and Pollution Prevention. 2010. Harmonized Test Guidelines Available from: <http://www.epa.gov/ocspp/pubs/frs/home/guidelin.htm>
- EPA. 1993. Reregistration Eligibility Decision Document. Glyphosate, List A, Case 0178. EPA 738-R-93-014 Office of Prevention, Pesticides, and Toxic Substances, USEPA, Washington, DC: Available from: <http://www.epa.gov/REDs/>.
- EPA. 2000. Human health risk assessment-chlorpyrifos. US Environmental Protection Agency, Office of Pesticide Programs, Health Effects Division (7509C). Available from: <http://www.epa.gov/opp00001/reregistration/chlorpyrifos/>
- EPA. 2002c. Reregistration eligibility science chapter for atrazine; Environmental fate and effects chapter. Available from: http://www.thecre.com/pdf/exhibit-a-efed_redchap_22apr02.pdf
- EPA. 2006a. Reregistration Eligibility Decision for Chlorpyrifos. Available from: <http://www.epa.gov/opp00001/reregistration/chlorpyrifos/>.
- EPA. 2006. Reregistration eligibility decision for pyrethrins, cypermethrin, permethrin, resmethrin. Office of Pesticide Programs. Available from: <http://www.epa.gov/pesticides/reregistration/status.htm>.

Pesticides & Health: Myths vs. Realities

- EPA. 2010. What are biopesticides? Available from: <http://www.epa.gov/opppbd1/biopesticides/whatarebiopesticides.htm>
- EPA. 2011. Atrazine updates. Available from: http://www.epa.gov/oppsrrd1/reregistration/atrazine/atrazine_update.htm
- European Commission. 2002. Review report for the active substance glyphosate. Commission Working Document 6511/VI/99-final.
- Food & Drug Administration (FDA). 2009. Pesticide Monitoring Program FY 2007. Residue Monitoring Reports; FDA Pesticide Program Residue Monitoring: 1993-2007. Available from: <http://www.fda.gov/Food/FoodSafety/FoodContaminantsAdulteration/Pesticides/ResidueMonitoringReports/ucm169577.htm>.
- Felsot, A. S. 1998. Numbers, numbers everywhere—and not a drop of meaning. *J. Environmental Law and Litigation* 13:91-113.
- Felsot AS. 2010. Communicating safe pesticide use. *Haye's Handbook of Pesticide Toxicology*. Krieger, R I (Ed), Elsevier, New York: 1173-1187.
- Felsot, A. S., and K. D. Racke. 2007. Chemical pest control technology: Benefits, disadvantages, and continuing roles in crop production systems. In *Crop Protection Products for Organic Agriculture. Environmental, Health, and Efficacy Assessment*. Felsot, A.S., K. D. Racke (ed.); American Chemical Society Symposium Series 947, Am. Chem. Soc., Washington, DC. pp. 1-18.
- Fernandez-Cornejo J, Jans S, Smith M. 1998. Issues in the economics of pesticide use in agriculture: A review of the empirical evidence. *Review of Agricultural Economics* 20(2): 462-488.
- Flynn JR. 1984. The mean IQ of Americans: Massive gains 1932 to 1978. *Psychological Bulletin* 95(1): 29-51.
- Flynn, J. (1987). Massive IQ gains in 14 nations: What IQ tests really measure. *Psychological Bulletin*, 101(2), 171-191
- Frankowski BL, Weiner LB, et al. 2002. Head lice. *Pediatrics* 110: 638-643.
- Gaido K, Dohme L, Wang F, Chen I, Blankvoort B, Rammamorthy K, et al. 1998. Comparative estrogenic activity of wine extracts and organochlorine pesticide residues in food. *Environ Health Perspect* 106(Supplement 6): 1347-1351.
- Gammon DW, Aldous CN, Carr WCJ, Sanborn JR, Pfeifer Kf. 2005. A risk assessment of atrazine use in California: Human health and ecological aspects. *Pest Management Science* 61: 331-355.
- Garey J, Wolff MS. 1998. Estrogenic and antiprogesterone activities of pyrethroid insecticides. *Biochemical and Biophysical Research Communications* 251: 855-859.
- Gianessi LP, Reigner NP. 2006. The value of herbicides in U.S. crop production. 2005 Update. Crop Protection Research Institute, CropLife Foundation, Washington, DC. Available from: http://www.croplifefoundation.org/cpri_benefits_herbicides.htm.
- Gianessi LP, Reigner NP. 2007. The value of herbicides in U.S. crop production. *Weed Technology* 21: 559-566.
- Giesy JP, Dobson S, Solomon KR. 2000. Ecotoxicological risk assessment for Roundup herbicide. *Reviews of Environmental Contamination and Toxicology* 167: 35-120.
- Goldsborough LG, Beck AE. 1989. Rapid dissipation of glyphosate in small forest ponds. *Arch Environ Contam Toxicol* 18: 537-544.
- Goldsborough LG, Brown DJ. 1993. Dissipation of glyphosate and aminomethylphosphonic acid in water and sediments of boreal forest ponds. *Environmental Toxicology and Chemistry* 12: 1139-1147.
- Gribble GW. 1998. Naturally occurring organohalogen compounds. *Accounts of Chemical Research* 31: 141-152.
- Gullickson WD, Sr. 1995. History of pyrethrum in the 1970s and 1980s. *Pyrethrum Flowers Production, Chemistry, Toxicology, and Uses*. Casida, J E and Quistad, G B (Eds) Oxford University Press, New York. 32-46.
- Hammond K, Leikin JB. 2008. Topical pyrethrin toxicity leading to acute-onset stuttering in a toddler. *American Journal of Therapeutics* 15: 323-324.
- Hansen JA, Holm L, Frewer L, Robinson P, Sandoe P. 2003. Beyond the knowledge deficit: recent research into lay and expert attitudes to food risks. *Appetite* 41: 111-121.

References

- Haseman JK, Bailer AJ, Kodell RL, Morris R, Portier K. 2001. Statistical issues in the analysis of low-dose endocrine disruptor data. *Toxicological Sciences* 61: 201-210.
- Hayes WJ. 1991. *Handbook of pesticides toxicology. General Principles. Vol. 1* Academic Press, San Diego, CA.
- Hayes T, Haston K, Tsui MTK, Hoang A, Haeffele C, Vonk A. 2003. Atrazine-induced hermaphroditism at 0.1 ppb in American leopard frogs (*Rana pipiens*): Laboratory and field evidence. *Environ Health Persp* 111: 568-575.
- Hayes T. 2005. Welcome to the revolution: Integrative biology and assessing the impact of endocrine disruptors on environmental and public health. *Integrative Comparative Biology* 45: 321-329.
- Hayes TB, Collins A, Lee M, Mendoza MT, Noriega N, Stuart AA, et al. 2002. Hermaphroditic, demasculinized frogs after exposure to the herbicide atrazine at low ecologically relevant doses. *Proc Nat'l Acad Sci* 99(8): 5476-5480.
- Hayes TB, Khoury v, Narayan A, Nazir M, Park A, Brown T, et al. 2010. Atrazine induces complete feminization and chemical castration in male African clawed frogs (*Xenopus laevis*). *Proc Nat'l Acad Sci* 107(10): 4612-4617.
- Hecker M, Giesy JP, Jones PD, Jooste AM, Carr JA, Solomon KR, et al. 2004. Plasma sex steroid concentrations and gonadal aromatase activities in African clawed frogs (*Xenopus laevis*) from South Africa. *Environmental Toxicology and Chemistry* 23(8): 1996-2007.
- Hecker M, Kim WJ, Park J-W, Murphy MB, Villeneuve D, Coady KK, et al. 2005. Plasma concentrations of estradiol and testosterone, gonadal aromatase activity and ultrastructure of the testis in *Xenopus laevis* exposed to estradiol or atrazine. *Aquatic Toxicology* 72(4): 383-396.
- Hendry WJI, DeBrot BL, Zheng X, Branham WS, Sheehan DM. 1999. Differential activity of diethylstilbestrol versus estradiol as neonatal endocrine disruptors in the female hamster (*Mesocricetus auratus*) reproductive tract. *Biology of Reproduction* 61: 91-100.
- Hendry WJI, Branham WS, Sheehan DM. 2004. Diethylstilbestrol versus estradiol as neonatal disruptors of the hamster (*Mesocricetus auratus*) cervix. *Biology of Reproduction* 70: 1306-1316.
- Hodgson E, Levi PE. 1998. Interactions of piperonyl butoxide with cytochrome P450. *Piperonyl Butoxide, The Insecticide Synergist*, Jones, DG (Ed) Academic Press, New York: pp. 41-53.
- Hoyt SC, Westgard PH, Burts EC. 1978. Effects of two synthetic pyrethroids on the codling moth, pear psylla, and various mite species in Northwest apple and pear orchards. *J Econ Entomol* 71(3): 431-434.
- Hrudey SE, Payment P, Huck PM, Gillham RW, Hrudey EJ. 2003. A fatal waterborne disease epidemic in Walkerton, Ontario: Comparison with other waterborne outbreaks in the developed world. *Water Science and Technology* 47(3): 7-14.
- Hughner RS, McDonagh P, Prothero A, Shultz II CJ, Stanton J. 2007. Who are organic food consumers? A compilation and review of why people purchase organic food. *Journal of Consumer Behavior* 6: 1-17.
- Hull LA, Beers EH, Meagher RL, Jr. 1985. Impact of selective use of the synthetic pyrethroid fenvalerate on apple pests and natural enemies in large-orchard trials. *J Econ Entomol* 78: 163-168.
- James, L. 2005. Backbreaking work props up 'sustainable' crops. *High Country Times*, May 2, 2005, vol. 37 (8). Available from: http://www.hcn.org/servlets/hcn.Article?article_id=15471
- Jameson RR, Seidler FJ, Qiao D, Slotkin TA. 2006. Chlorpyrifos affects phenotypic outcomes in a model of mammalian neurodevelopment: Critical stages targeting differentiation in PC12 cells. *Environ Health Persp* 114(5): 667-672.
- Johnson, D. A.; Cummings, T. F.; Rowe, R. C.; Miller, J. S.; Thornton, R. E.; Pelter, G. Q.; Sorensen, E. J. 1997. Potato late blight in the Columbia Basin: An economic analysis of the 1995 epidemic. *Plant Disease* 81:103-106.
- Jones MN. 1999. Surfactants in membrane solubilisation. *International Journal of Pharmaceutics* 177(2): 137-159.
- Katsuda Y. 1999. Development of and future prospects for pyrethroid chemistry. *Pesticide Sci* 55: 775-782.
- Kerby JL, Richards-Hrdlicka KL, Storfer A, Skelly DK. 2010. An examination of amphibian sensitivity to environmental contaminants: are amphibians poor canaries? *Ecology Letters* 13: 60-67.

Pesticides & Health: Myths vs. Realities

- Kloas W, Lutz I, Springer T, Krueger HR, Wolf J, Holden L, et al. 2009. Does atrazine influence larval development and sexual differentiation in *Xenopus laevis*. *Toxicological Sciences* 107(2): 376-384.
- Knutson, R. D.; Hall, C. R.; Smith, E. G.; Cotner, S. D.; Miller, J. W. Economic Impacts of Reduced Pesticide Use on Fruits and Vegetables. American Farm Bureau Research Foundation: Washington, DC, 1993.
- Kolpin DW, Goolsby DA, Thurman EM. 1995. Pesticides in near-surface aquifers: an assessment using highly sensitive analytical methods and tritium. *J Environ Qual* 24(6): 1125-1132.
- Kraus N, T.Malmfors, P. Slovic. 1992. Intuitive toxicology: Expert and lay judgements of chemical risks. *Risk Analysis* 12(2): 215-233.
- LaDeau SL, Kilpatrick AM, Marra PP. 2007. West Nile virus emergence and large-scale declines of North American bird populations. *Nature* 447: 710-714.
- Laflamme DM, VanDerslice JA. 2004. Using the behavioral risk factor surveillance system (BRFSS) for exposure tracking: Experiences from Washington State. *Environ Health Perspect* 112: 1428-1433.
- Levine AS, Fellers CR. 1940. Inhibiting effect of acetic acid upon microorganisms in the presence of sodium chloride and sucrose. *Journal of Bacteriology* 40(2): 255-269.
- Long RF, Meyer RD, Orloff SB. 2005. Producing alfalfa hay organically. Proceedings, California Alfalfa and Forage Symposium, 12-14 December, 2005, Visalia, CA, UC Cooperative Extension, Agronomy Research and Extension Center, Plant Sciences Department, University of California, Davis, 95616.
- Lynn R, Pagliari C. 1994. The intelligence of American children is still rising. *J Biosocial Science* 26(1): 65-67.
- Mac Kenzie WR, Hoxie NJ, Proctor ME, Gradus MS, Blair KA, Peterson DE, et al. 1994. A massive outbreak in Milwaukee of *Cryptosporidium* infection transmitted through the public water supply. *New England Journal of Medicine* 331(3): 161-167.
- MacDonald WL. 1995. Pyrethrum flowers —production in Australia. *Pyrethrum Flowers Production, Chemistry, Toxicology, and Uses*. Casida, J E and Quistad, G B (Eds) Oxford University Press, New York. pp 55-66.
- Magnusson MK, Arvola A, Hursti U-KK, Aberg L, Sjogdemn P. 2003. Choice of organic foods is related to perceived consequences for human health and to environmentally friendly behaviour. *Appetite* 40: 109-117.
- Makatouni A. 2002. What motivates consumers to buy organic food in the UK? Results from a qualitative study. *British Food Journal* 104: 345-352.
- Marasas WFO. 2001. Discovery and occurrence of the fumonisins: A historical perspective. *Environmental Health Perspectives* 109 (Suppl 2): 239-243.
- Marc J, Mulner-Lorillon O, Boulben S, Hureau D, Durand G, Belle R. 2002. Pesticide Roundup provokes cell division dysfunction at the level of CDK1/cyclin B activation. *Chem Res Toxicol* 15: 326-331.
- Marty MS, Domoradzki JY, Hansen SC, Timchalk C, Bartels MJ, Mattsson JL. 2007. The effect of route, vehicle, and divided doses on the pharmacokinetics of chlorpyrifos and its metabolite trichloropyridinol in neonatal Sprague-Dawley rats. *Toxicological Sciences* 100(2): 360-373.
- McCoy KA, Bortnick LJ, Campbell CM, Hamlin HJ, Guillette LJ, Jr., St. Mary CM. 2008. Agriculture alters gonadal form and function in the toad *Bufo marinus*. *Environ Health Perspect* 116: 1526-1532.
- McDaniel TV, Martin PA, Struger J, Sherry J, Marvin CH, McMaster ME, et al. 2008. Potential endocrine disruption of sexual development in free ranging male northern leopard frogs (*Rana pipiens*) and green frogs (*Rana clamitans*) from areas of intensive row crop agriculture. *Aquatic Toxicology* 88(4): 230-242.
- Melnick R, Lucier G, Wolfe MJ, Hall RE, Stancel GM, Prins G, et al. 2002. Summary of the National Toxicology Program's Report of the Endocrine Disruptors Low-Dose Peer Review. *Environ Health Perspect* 110: 427-431.
- Menn JJ. 1980. Contemporary frontiers in chemical pesticide research. *J Agric and Food Chem* 28: 2-8.
- Menn JJ, Henrick CA. 1981. Rational and biorational design of pesticides. *Phil Trans Royal Soc London Series B, Biological Sciences* 295(1076): 55-71
- Mertz CK, Slovic P, Purchase IFH. 1998. Judgments of chemical risks: Comparisons among senior managers, toxicologists, and the public. *Risk Analysis* 18(4): 391-404.

References

- Metcalf, R. L.; Luckmann, W. H. (Eds.) 1975. Introduction to Insect Pest Management. John Wiley & Sons; NY; pp 3-35.
- Meyer A, Seidler FJ, Aldridge JE, Tate CA, Cousins MM, Slotkin TA. 2004. Critical periods for chlorpyrifos-induced developmental neurotoxicity: Alterations in adenylyl cyclase signaling in adult rat brain regions after gestational or neonatal exposure. *Environmental Health Perspectives* 112(3): 295-301.
- Mileson BE, Chambers J, Chen WL, Dettbarn W, Ehrich M, Eldefrawi At, et al. 1998. Common mechanism of toxicity: a case study of organophosphorus pesticides. *Toxicological Sciences* 41(1): 8-20.
- Miyamoto J, Kaneko H, Tsuji R, Okuno Y. 1995. Pyrethroids, nerve poisons: how their risks to human health should be assessed. *Toxicology Letters* 82-83: 933-940.
- Morgan MK, Sheldon Ls, Croghan CW, Jones PA, Robertson GL, Chuang JC, et al. 2005. Exposures of preschool children to chlorpyrifos and its degradation product 3,5,6-trichloro-2-pyridinol in their everyday environments. *Journal of Exposure Analysis and Environmental Epidemiology* 15: 297-309.
- Moss GP. 1996. Basic terminology of stereochemistry. *Pure & Appl Chem* 68: 2193-2222.
- Murphy MB, Hecker M, Coady KK, Tompsett AR, Higley EB, Jones PD, et al. 2006. Plasma steroid hormone concentrations, aromatase activities and GSI in ranid frogs collected from agricultural and non-agricultural sites in Michigan (USA). *Aquatic Toxicology* 77: 153-166.
- Narahashi T, Zhao X, Ikeda T, Nagata K, Yeh JZ. 2007. Differential actions of insecticides on target sites: basis for selective toxicity. *Human & Experimental Toxicology* 26: 361-366.
- Narahashi T. 1987. Nerve membrane ion channels as the target sites of environmental toxicants. *Environmental Health Perspectives* 71: 25-29.
- Naranjo SE, Ellsworth PC. 2009. Fifty years of the integrated control concept: moving the model and implementation forward in Arizona. *Pest Management Science* 65: 1267-1286.
- National Research Council. The Future Role of Pesticides in U.S. Agriculture; National Academy Press: Washington, DC, 2000; pp. 17-32.
- Newschaffer CJ, Croen LA, Daniels J, Giarelli E, Grether JK, Levy SE, et al. 2007. The epidemiology of autism spectrum disorders. *Ann Rev Public Health* 28: 235-258.
- Newton M, Howard KM, Kelsas BR, Danhaus R, Lottman CM, Dubelman. S. 1984. Fate of glyphosate in an Oregon forest ecosystem. *J Agric Food Chem* 32: 1144-1151.
- Oka T, Tooi O, Mitsui N, Miyahara M, Ohnishi Y, Takase M, et al. 2008. Effect of atrazine on metamorphosis and sexual differentiation in *Xenopus laevis*. *Aquatic Toxicology* 87: 215-226.
- Orr N, Shaffner AJ, Richey K, Crouse GD. 2009. Novel mode of action of spinosad: Receptor binding studies demonstrating lack of interaction with known insecticidal target sites. *Pesticide Biochem Physiol* 95: 1-5.
- Padgett, M.; Newton, D.; Penn, R.; Sandretto, C. L. 2000. Production Practices in U.S. Agriculture, 1990-97, Statistical Bulletin. U.S. Department of Agriculture, Economic Research Service, Washington, DC. Available from: <http://www.ers.usda.gov/publications/sb969/sb969.pdf>
- Pathan IB, Setty CM. 2009. Chemical penetration enhancers for transdermal drug delivery systems. *Tropical Journal of Pharmaceutical Research* 8(2): 173-179.
- Payne-Sturges D, Cohen J, Castorina R, Axelrad DA, Woodruff TJ. 2009. Evaluating cumulative organophosphorus pesticide body burden of children: A national case study. *Environ Sci and Technol* 43: 7924-7930.
- Pell MB, Morris J. 2008. Perils of the new pesticides. Center for Public Integrity. Available from: <http://www.publicintegrity.org/investigations/pesticides/pages/introduction/>.
- Peterson RKD, Macedo PA, Davis RS. 2006. A human-health risk assessment for West Nile virus and insecticides used in mosquito management. *Environmental Health Perspectives* 114: 366-372.
- Pimentel, D.; Acquay, H.; Biltonen, M.; Rice, P.; Silva, M.; Nelson, J.; Lipner, V.; Giorgano, S.; Horowitz, A.; D'Amore, M. 1992. Environmental and economic costs of pesticide use. *Bioscience* 42(10): 750-760.
- Pimentel D, Harvey C, Resosudarmo P, Sinclair K, Kurz D, McNair M, et al. 1995. Environmental and economic costs of soil erosion and conservation benefits. *Science* 267: 1117-1123.

- Pluijmen M, Drevon C, Montesano R, Malaveille C, Hautefeuille A, Bartsch H. 1984. Lack of mutagenicity of synthetic pyrethroids in *Salmonella typhimurium* strains and in V79 Chinese hamster cells. *Mutation Research/Genetic Toxicology* 137(1): 7-15.
- Okulicz WC, Leavitt WW. 1988. Binding and biologic activity of diethylstilbestrol in the hamster: Influence of a serum component on estrogen receptor binding and estrogenic activity. *Journal of Steroid Biochemistry* 31(4): 371-375.
- Qiao D, Seidler FJ, Tate CA, Cousins MM, Slotkin TA. 2003. Fetal chlorpyrifos exposure: Adverse effects on brain cell development and cholinergic biomarkers emerge postnatally and continue into adolescence and adulthood. *Environ Health Persp* 111(4): 536-544.
- Qiao D. 2010. Development of health criteria for school site risk assessment pursuant to health and safety code section 901(g): Child-specific reference dose (chRD) for school site risk assessment-chlorpyrifos. Final Report, June 2010, Integrated Risk Assessment Branch, Office of Environmental Health Hazard Assessment, California Environmental Protection Agency.
- Qin S, Liu W, Gan J. 2008. Chiral selectivity in the environmental fate of pyrethroids. *Synthetic Pyrethroids, ACS Symposium Series* 991:238-253.
- Ramesh A, Ravi PE. 2004. Electron ionization gas chromatography-mass spectrometric determination of residues of thirteen pyrethroid insecticides in whole blood. *Journal of Chromatography B* 802: 371-376.
- Raven G, de Jong FH, Kaufman J-M, de Ronde W. 2006. In men, peripheral estradiol levels directly reflect the action of estrogens at they hypothalamo-pituitary level to inhibit gonadotropin secretion. *Journal of Clinical Endocrinology & Metabolism* 91: 3324-3328.
- Ray DE, Forshaw PJ. 2000. Pyrethroid insecticides: Poisoning syndromes, synergies, and therapy. *Clinical Toxicology* 38(2): 95-101.
- Reganold JP, Andrews PK, Reeve Jr, CarpenterBoggs L, Schadt CW, Alldredge Jr, et al. 2010. Fruit and soil quality of organic and conventional strawberry agroecosystems. *PLOS One* 5(9): e12346.
- Relyea RA. 2005a. Pesticides and amphibians: The importance of community context. *Ecological Applications* 15(4): 1125-1134.
- Relyea RA. 2005b. The impact of insecticides and herbicides on the biodiversity and productivity of aquatic communities. *Ecological Applications* 15(2): 618-627.
- Relyea RA. 2005c. The lethal impacts of Roundup and predatory stress on six species of North American tadpoles. *Arch Environ Contam Toxicol* 48: 351-357.
- Relyea RA. 2005d. The lethal impact of Roundup on aquatic and terrestrial amphibians. *Ecological Applications* 15(4): 1118-1124.
- Richard J, Junk GA, Avery MJ, Nehring NL, Fritz JS, Svec HJ. 1975. Analysis of various Iowa waters for selected pesticides: atrazine, DDE, and dieldrin—1974. *Pesticides Monitoring J* 9:117-123.
- Richard S, Moslemi S, Sipahutar H, Benachour N, Ser-alini G-E. 2005. Differential effects of glyphosate and Roundup on human placental cells and aromatase. *Environmental Health Perspectives* 113: 716-720.
- Richards RP, Baker BR, Christensen BR, Tierney DP. 1995. Atrazine exposures through drinking water: exposure assessments for Ohio, Illinois, and Iowa. *Environmental Science & Technology* 29(2): 406-412.
- Roberts DR, Laughlin LL, Hsueh P, Legters LJ. 1997. DDT, global strategies, and a malaria control crisis in South America. *Emerging Infectious Diseases* 3(3): 295-302.
- Robertson GP, Paul EA, Harwood RR. 2000. Greenhouse gases in intensive agriculture: Contributions of individual gases to the radiative forcing of the atmosphere. *Science* 289: 1922-1925.
- Rondon, S. I.; Gray, M. E. 2004. Ovarian development and ovipositional preferences of the western corn rootworm (*Coleoptera: Chrysomelidae*) variant in east central Illinois. *J. Econ. Entomol.* 97:390-396.
- Rusiecki JA, De Roos AJ, Lee WJ, Dosemeci M, Lubin JH, Hoppin JA, et al. 2004. Cancer incidence among pesticide applicators exposed to atrazine in the Agricultural Health Study. *J National Cancer Institute* 96(18): 1375-1382.
- Saba A, Messina F. 2003. Attitudes towards organic foods and risk/benefit perception associated with pesticides. *Food Quality and Preference* 14: 637-645.
- Sammons, A. E.; Edwards, C. R.; Bledsoe, L. W.; Boeve, P. J.; Stuart, J. J. *Environ. Entomol.* 1997, 26, 1336-1342.

References

- Scribner EA, Battaglin WA, Gilliom RJ, Meyer MT. 2007. Concentrations of glyphosate, its degradation product, aminomethylphosphonic acid, and glufosinate in ground- and surface-water, rainfall, and soil samples collected in the United States, 2001-06. US Geological Survey Scientific Investigations Report 2007-5122: 111 pp.
- Schonbrunn E, Eschenburg S, Shuttleworth WA, Schloss JV, Amrhein N, Evans JNS, et al. 2001. Interaction of the herbicide glyphosate with its target enzyme 5-enolpyruvylshikimate 3-phosphate synthase in atomic detail. *Proceedings of the National Academy of Sciences* 98(4): 1376-1380.
- Sikorski JA, Gruys KJ. 1997. Understanding glyphosate's molecular mode of action with EPSP synthase: evidence favoring an allosteric inhibitor model. *Accounts of Chemical Research* 30(1): 2-8
- Slovic P. 1987. Perception of risk. *Science* 236: 280-285.
- Slovic P. 1999. Trust, emotion, sex, politics, and science: Surveying the risk-assessment battlefield. *Risk Analysis* 19: 689-701.
- Slotkin TA, Levin ED, Seidler FJ. 2006. Comparative developmental neurotoxicity of organophosphate insecticides: Effects on brain development are separable from systemic toxicity. *Environ Health Persp* 114(5): 746-751.
- Slotkin TA, Seidler FJ, Fumagalli F. 2010. Unrelated developmental neurotoxicants elicit similar transcriptional profiles for effects on neurotrophic factors and their receptors in an in vitro model. *Neurotoxicology and Teratology* 32: 2010.
- Slotkin TA. 1999. Developmental Cholinotoxicants: Nicotine and Chlorpyrifos. *Environmental Health Perspectives* 107(Supplement 1): 71-80.
- Smith EE, Du Preez L, Gentles A, Solomon KR, Tandler B, Carr JA, et al. 2005. Assessment of laryngeal muscle and testicular cell types in *Xenopus laevis* (Anura Pipidae) inhabiting maize and non-maize growing areas of South Africa. *African Journal of Herpetology* 54(1): 69-76.
- Soderlund DM, Bloomquist JR. 1989. Neurotoxic actions of pyrethroid insecticides. *Ann Rev Entomol* 34: 77-96.
- Solomon KR, Anadón A, Carrasquilla G, Cerdeira AL, Marshall J, Sanin LH. 2007. Coca and poppy eradication in Colombia: Environmental and human health assessment of aerially applied glyphosate. *Rev Environ Contam Toxicol* 190: 43-125.
- Solomon KR, Baker Db, Richards RP, Dixon Kr, Klaine SJ, LaPoint TW, et al. 1996. Ecological risk assessment of atrazine in North American surface waters. *Environ Toxicol Chem* 15(1): 31-76.
- Solomon KR, Thompson DG. 2003. Ecological risk assessment for aquatic organism from over-water uses of glyphosate. *Journal of Toxicology and Environmental Health, Part B* 6: 289-324.
- Song X, Seidler FJ, Saleh JL, Zhang J, Padilla S, Slotkin TA. 1997. Cellular mechanisms for developmental toxicity of chlorpyrifos: targeting the adenylyl cyclase signaling cascade. *Toxicology and Applied Pharmacology* 145(1): 158-174.
- Sparks TC, Crouse GD, Durst G. 2001. Natural products as insecticides: the biology, biochemistry and quantitative structure-activity relationships of spinosyns and spinosoids. *Pest Management Science* 57: 896-905.
- Spolyarich N, Hyne R, Wilson SC, Palmer C, Byrne M. 2010. Growth, development and sex ratios of Spotted Marsh Frog (*Limnodynastes tasmaniensis*) larvae exposed to atrazine and an herbicide mixture. *Chemosphere* 78: 807-813.
- Steenland K, Dick RB, Howell RJ, Chrislip DW, Hines CJ, Reid TM, et al. 2000. Neurologic function among termite applicators exposed to chlorpyrifos. *Environ Health Perspect* 108: 293-300.
- Stern VM, Smith RF, van den Bosch R, Hagen KS. 1959. The integrated control concept. *Hilgardia* 29: 81-101.
- Stevens JT, Tobia A, Lamb JCI, Tellone C, O'Neal F. 1997. FIFRA Subdivision F Testing Guidelines: Are these tests adequate to detect potential hormonal activity for crop protection chemicals? *J Environ Toxicol Environ Health, Part A* 50(5): 415-431.
- Sullivan, D.J., Vecchia, A.V., Lorenz, D.L., Gilliom, R.J., and Martin, J.D., 2009, Trends in pesticide concentrations in corn-belt streams, 1996-2006: U.S. Geological Survey Scientific Investigations Report 2009-5132, 75 p.

Pesticides & Health: Myths vs. Realities

- Suomalainen TH, Mayra-Makinen AM. 1999. Propionic acid bacteria as protective cultures in fermented milks and breads. *Lait* 79: 165-174.
- Szpir M. 2006. Tracing the origins of autism. A spectrum of new studies. *Environ Health Persp* 114(A412-A418).
- Taylor, C. R. Economic Impacts and Environmental and Food Safety Tradeoffs of Pesticide Use Reduction on Fruit and Vegetables. Dept. Agricultural Economics and Rural Sociology, Auburn University: Auburn, AL, 1995.
- Teasdale TW, Owen DR. 2008. Secular declines in cognitive test scores: A reversal of the Flynn effect. *Intelligence* 36: 121-126.
- Thompson DG, Wojtaszek BF, Staznik B, Chartrand T, Stephenson GR. 2004. Chemical and biomonitoring to assess potential acute effects of Vision herbicide on native amphibian larvae in forest wetlands. *Environmental Toxicology and Chemistry* 23(4): 843-849.
- Tickner J. 2002. Guest editorial. *Public Health Reports* 117: 493-497.
- Timchalk C, Nolan RJ, Mendrala AL, Dittenber DA, Brzak KA, Mattsson JL. 2002. A physiologically based pharmacokinetic and pharmacodynamic (PBPK/PD) model for the organophosphate insecticide chlorpyrifos in rats and humans. *Toxicological Sciences* 66: 34-53.
- Tsui MTK, Chu LM. 2008. Environmental fate and non-target impact of glyphosate-based herbicide (Roundup) in a subtropical wetland. *Chemosphere* 71: 439-446.
- USDA AMS (Agricultural Marketing Service). 2009. Pesticide Data Program—Annual Summary, Calendar 2008. Available from: <http://www.ams.usda.gov/AMSV1.0/pdp>
- USDA Historical Track Records, April 2005, Available from: <http://usda.mannlib.cornell.edu/reports/nassr/field/pcp-bb/2005/croptr05.pdf>
- USDA National Agricultural Statistics Service (NASS). 2009. 2007 Census of Agriculture—United States; Available from: http://www.agcensus.usda.gov/Publications/2007/Full_Report/index.asp
- USDA National Agricultural Statistics Service. Agricultural Chemical Usage 2003 Fruit Summary, 2004; Available from: <http://usda.mannlib.cornell.edu/MannUsda/viewDocumentInfo.do?documentID=1560>
- USDA National Agricultural Statistics Service. Agricultural Chemical Usage 2004 Field Crops Summary, 2005; Available from: <http://usda.mannlib.cornell.edu/MannUsda/viewDocumentInfo.do?documentID=1560>
- USDA National Agricultural Statistics Service. Agricultural Chemical Usage 2004 Field Crops Summary, 2007; Available from: <http://usda.mannlib.cornell.edu/MannUsda/viewDocumentInfo.do?documentID=1560>
- vom Saal FS, Timms BG, Montano MM, Palanza P, Thayer KA, Nagel SC, et al. 1997. Prostate enlargement in mice due to fetal exposure to low doses of estradiol or diethylstilbestrol and opposite effects at high doses. *Proc Natl Acad Sci USA* 94: 2056-2061.
- Wainaina JMG. 1995. Pyrethrum flowers—production in Africa. *Pyrethrum Flowers Production, Chemistry, Toxicology, and Uses*. Casida, J E and Quistad, G B (Eds) Oxford University Press, New York. pp 49-54.
- Wang N, Besser JM, Buckler DR, Honegger JL, Ingersoll CG, Johnson BT, et al. 2005. Influence of seimdent on the fate and toxicity of a polyethoxylated tallowamine surfactant system (MON 0818) in aquatic microcosms. *Chemosphere* 59: 545-551.
- Weston DP, Holmes RW, You J, Lydy MJ. 2005. Aquatic toxicity due to residential use of pyrethroid insecticides. *Environ Sci Technol* 39: 9778-9784.
- Whitney KK, Seidler FJ, Slotkin TA. 1995. Developmental neurotoxicity of chlorpyrifos: cellular mechanisms. *Toxicol Appl Pharmacol* 134: 53-62
- Williams GM, Kroes R, Munro IC. 2000. Safety evaluation and risk assessment of the herbicide Rounup and its active ingredient, glyphosate, for humans. *Regulatory Toxicology and Pharmacology* 31: 117-165.
- Wilson NK, Strauss WJ, Iroz-Elardo N, Chuang JC. 2010. Exposures of preschool children to chlorpyrifos, diazinon, pentachlorophenol, and 2,4-dichlorophenoxyacetic acid over 3 years from 2003 to 2005: A longitudinal model. *Journal of Exposure Science and Environmental Epidemiology* 20: 546-558.

References

- Wojtaszek BF, Staznik B, Chartrand DT, Stephenson GR, Thompson DG. 2004. Effects of Vision herbicide on mortality, avoidance response, and growth of amphibian larvae in two forest wetlands. *Environ Toxicol Chem* 23(4): 832-842.
- World Health Organization (WHO). 2005. Glyphosate and AMPA in drinking-water. WHO/SDE/WSH/0304/97: Available from: http://www.who.int/water_sanitation_health/.
- World Health Organization (WHO). 2010. Atrazine and its metabolites in drinking-water Background document for development of WHO Guidelines for Drinking-water Quality. Available from: http://www.who.int/water_sanitation_health/dwq/chemicals/atrazine/en/index.html.
- World Health Organization (WHO). 2010. Malaria, Fact Sheet No. 94. Available from: <http://www.who.int/mediacentre/factsheets/fs094/en/>
- Wu F. 2006. Mycotoxin reduction in Bt corn: Potential economic, health, and regulatory impacts. *Transgenic Research* 15: 277-289.
- WSDA (Washington State Department of Agriculture). 2010. WSDA Approved Input List. Washington State Department of Agriculture Organic Program.
- Yang D, Howard A, Bruun D, Ajua-Alemanj M, Pickart C, Lein PJ. 2008. Chlorpyrifos and chlorpyrifos-oxon inhibit axonal growth by interfering with the morphogenic activity of acetylcholinesterase. *Toxicol Appl Pharmacol* 228(1): 32-41.
- You J, Pehkonen SO, Weston DP, Lydy MJ. 2008. Chemical availability and sediment toxicity of pyrethroid insecticides to *Hyalella azteca*: Application to field sediment with unexpectedly low toxicity. *Environmental Toxicology and Chemistry* 27(10): 2124-2130.
- Yiridoe EK, Bonti-Ankomah S, Martin RC. 2005. Comparison of consumer perceptions and preference toward organic versus conventionally produced foods: A review and update of the literature. *Renewable Agriculture and Food systems* 20(4): 193-205.
- Zehnder G, Gurr GM, Kuhne S, Wade MR, Wratten SD, Wyss Ed. 2007. Arthropod pest management in organic crops. *Ann Rev Entomol* 52: 57-80.
- Zhang XC, Driver JH, Li Y, Rposs JH, Krieger RI. 2008. Dialkylphosphates (DAPs) in fruits and vegetables may confound biomonitoring in organophosphorus insecticide exposure and risk assessment. *J Agric Food Chem* 56: 10638-10645
- Zilberman D, Schmitz A, Casterline G, Lichtenberg E, Siebert JB, 1991. The economics of pesticide use and regulation. *Science* 253:518-522.

BOARD OF TRUSTEES

OFFICERS

Elizabeth McCaughey, Ph.D.
Chairman of ACSH Board
Committee to Reduce Infection
Deaths

Elizabeth M. Whelan, Sc.D., M.P.H.
President, American Council on
Science and Health
Publisher, healthfactsandfears.com

Hon. Bruce S. Gelb
Vice Chairman of ACSH Board
New York, NY

MEMBERS

Nigel Bark, M.D.
Albert Einstein College of Medicine

Kevin Holtzclaw, M.S.
Boulder, CO

Donald Drakeman, J.D., Ph.D.
Advent Ventures Life Sciences

Paul A. Offit, M.D.
Children's Hospital of Philadelphia

James E. Enstrom, Ph.D., M.P.H.
University of California, Los Angeles

Thomas P. Stossel, M.D.
Harvard Medical School

Myron C. Harrison, M.D., M.P.H.
The Woodland, TX

Harold D. Stratton, Jr., J.D.
Brownstein Hyatt Faber Schreck LLP

FOUNDERS CIRCLE

Norman E. Borlaug, Ph.D.
(1914-2009)
(Years of Service to ACSH: 1978-
2009)
Father of the "Green Revolution"
Nobel Laureate

Fredrick J. Stare, M.D., Ph.D.
(1910-2002)
(Years of Service to ACSH: 1978-
2002)
Founder, Harvard Department of
Nutrition

BOARD OF SCIENTIFIC AND POLICY ADVISORS

Ernest L. Abel, Ph.D.
C.S. Mott Center

Hinrich L. Bohn, Ph.D.
University of Arizona

Gary R. Acuff, Ph.D.
Texas A&M University

Ben Bolch, Ph.D.
Rhodes College

Casimir C. Akoh, Ph.D.
University of Georgia

Joseph F. Borzelleca, Ph.D.
Medical College of Virginia

Peter C. Albersen, M.D.
University of Connecticut

Michael K. Botts, Esq.
Alexandria, VA

Julie A. Albrecht, Ph.D.
University of Nebraska, Lincoln

George A. Bray, M.D.
Pennington Biomedical Research
Center

Philip Alcabes, Ph.D.
Hunter College, CUNY

Ronald W. Brecher, Ph.D., C.Chem.,
DABT
GlobalTox International Consultants,
Inc.

James E. Alcock, Ph.D.
Glendon College, York University

Thomas S. Allems, M.D., M.P.H.
San Francisco, CA

Robert L. Brent, M.D., Ph.D.
Thomas Jefferson University / A. I.
duPont Hospital for Children

Richard G. Allison, Ph.D.
Federation of American Societies for
Experimental Biology

Allan Brett, M.D.
University of South Carolina

John B. Allred, Ph.D.
Ohio State University

Kenneth G. Brown, Ph.D.
Kbinc

Karl E. Anderson, M.D.
University of Texas, Medical Branch

Christine M. Bruhn, Ph.D.
University of California

Jerome C. Arnet, Jr., M.D.
Helvetia, WV

Gale A. Buchanan, Ph.D.
University of Georgia

Dennis T. Avery
Hudson Institute

Patricia A. Buffer, Ph.D., M.P.H.
University of California, Berkeley

Ronald Bachman, M.D.
Kaiser Permanente Medical Center

George M. Burditt, J.D.
Bell, Boyd & Lloyd LLC

Heejung Bang, Ph.D.
Weill Medical College of Cornell
University

Edward E. Burns, Ph.D.
Texas A&M University

Robert S. Baratz, D.D.S., Ph.D., M.D.
International Medical Consultation
Services

Francis F. Busta, Ph.D.
University of Minnesota

Stephen Barrett, M.D.
Pittsboro, NC

Elwood F. Caldwell, Ph.D., M.B.A.
University of Minnesota

Thomas G. Baumgartner, Pharm.D.,
M.Ed.
University of Florida

Zerle L. Carpenter, Ph.D.
Texas A&M University System

Robert G. Cassens, Ph.D.
University of Wisconsin, Madison

W. Lawrence Beeson, Dr.P.H.
Loma Linda University

Ercole L. Cavalieri, D.Sc.
University of Nebraska Medical
Center

Elissa P. Benedek, M.D.
University of Michigan Medical
School

Russell N. A. Cecil, M.D., Ph.D.
Albany Medical College

Sir Colin Berry, D.Sc., Ph.D., M.D.
Pathological Institute, Royal London
Hospital

Rino Cerio, M.D.
Barts and The London Hospital
Institute of Pathology

William S. Bickel, Ph.D.
University of Arizona

Morris E. Chafetz, M.D.
Health Education Foundation

Steven Black, M.D.
Kaiser Permanente Vaccine Study
Center

Sam K. C. Chang, Ph.D.
North Dakota State University

Blaine L. Blad, Ph.D.
Kanosh, UT

Bruce M. Chassy, Ph.D.
University of Illinois, Urbana-
Champaign

BOARD OF SCIENTIFIC AND POLICY ADVISORS (continued)

David A. Christopher, Ph.D. University of Hawaii at Mānoa	Merle L. Diamond, M.D. Diamond Headache Clinic	Stephen K. Epstein, M.D., M.P.P., FACEP Beth Israel Deaconess Medical Center	Jay A. Gold, M.D., J.D., M.P.H. Medical College of Wisconsin
Martha A. Churchill, Esq. Milan, MI	Seymour Diamond, M.D. Diamond Headache Clinic	Myron E. Essex, D.V.M., Ph.D. Harvard School of Public Health	Roger E. Gold, Ph.D. Texas A&M University
Emil William Chynn, M.D. New York Eye and Ear Infirmary	Donald C. Dickson, M.S.E.E. Gilbert, AZ	Terry D. Etherton, Ph.D. Pennsylvania State University	Reneé M. Goodrich, Ph.D. University of Florida
Dean O. Cliver, Ph.D. University of California, Davis	Ralph Dittman, M.D., M.P.H. Houston, TX	R. Gregory Evans, Ph.D., M.P.H. St. Louis University Center for the Study of Bioterrorism and Emerging Infections	Frederick K. Goodwin, M.D. The George Washington University Medical Center
F. M. Clydesdale, Ph.D. University of Massachusetts	John E. Dodes, D.D.S. National Council Against Health Fraud	William Evans, Ph.D. University of Alabama	Timothy N. Gorski, M.D., F.A.C.O.G. University of North Texas
Donald G. Cochran, Ph.D. Virginia Polytechnic Institute and State University	John Doull, M.D., Ph.D. University of Kansas	Daniel F. Farkas, Ph.D., M.S., P.E. Oregon State University	Ronald E. Gots, M.D., Ph.D. International Center for Toxicology and Medicine
W. Ronnie Coffman, Ph.D. Cornell University	Theron W. Downes, Ph.D. Seneca, SC	Richard S. Fawcett, Ph.D. Huxley, IA	Henry G. Grabowski, Ph.D. Duke University
Bernard L. Cohen, D.Sc. University of Pittsburgh	Michael P. Doyle, Ph.D. University of Georgia	Owen R. Fennema, Ph.D. University of Wisconsin, Madison	James Ian Gray, Ph.D. Michigan State University
John J. Cohns, Esq. Arlington, VA	Adam Drewnowski, Ph.D. University of Washington	Frederick L. Ferris III, M.D. National Eye Institute	William W. Greaves, M.D., M.S.P.H. Medical College of Wisconsin
Gerald F. Combs, Jr., Ph.D. USDA Grand Forks Human Nutrition Center	Michael A. Dubick, Ph.D. U.S. Army Institute of Surgical Research	David N. Ferro, Ph.D. University of Massachusetts	Kenneth Green, D.Env. American Enterprise Institute
Gregory Conko, J.D. Competitive Enterprise Institute	Greg Dubord, M.D., M.P.H. Toronto Center for Cognitive Therapy	Madelon L. Finkel, Ph.D. Cornell University Medical College	Laura C. Green, Ph.D., D.A.B.T. Cambridge Environmental, Inc.
Michael D. Corbett, Ph.D. Omaha, NE	Edward R. Duffie, Jr., M.D. Savannah, GA	Leonard T. Flynn, Ph.D., M.B.A. Morganville, NJ	Richard A. Greenberg, Ph.D. Hinsdale, IL
Morton Corn, Ph.D. Johns Hopkins University	Leonard J. Duhl, M.D. University of California, Berkeley	William H. Foege, M.D., M.P.H. Seattle, WA	Sander Greenland, Dr.P.H., M.A. UCLA School of Public Health
Nancy Cotugna, Dr.Ph., R.D., C.D.N. University of Delaware	David F. Duncan, Dr.Ph. Duncan & Associates	Ralph W. Fogleman, D.V.M. Tallahassee, FL	Gordon W. Gribble, Ph.D. Dartmouth College
H. Russell Cross, Ph.D. Texas A&M University	James R. Dunn, Ph.D. Averill Park, NY	Christopher H. Foreman, Jr., Ph.D. University of Maryland	William Grierson, Ph.D. University of Florida
William J. Crowley, Jr., M.D., M.B.A. Spicewood, TX	John Dale Dunn, M.D., J.D. Carl R. Darnall Hospital, Fort Hood, TX	Glenn W. Froning, Ph.D. University of Nebraska, Lincoln	F. Peter Guengerich, Ph.D. Vanderbilt University School of Medicine
James W. Curran, M.D., M.P.H. Rollins School of Public Health, Emory University	Herbert L. DuPont, M.D. St. Luke's Episcopal Hospital	Vincent A. Fulginiti, M.D. Tucson, AZ	Caryl J. Guth, M.D. Advance, NC
Charles R. Curtis, Ph.D. Ohio State University	Robert L. DuPont, M.D. Institute for Behavior and Health, Inc.	Robert S. Gable, Ed.D., Ph.D., J.D. Claremont Graduate University	Philip S. Guzelian, M.D. University of Colorado
Taiwo K. Danmola, C.P.A. Ernst & Young	Henry A. Dymysza, Ph.D. University of Rhode Island	Shayne C. Gad, Ph.D., D.A.B.T., A.T.S. Gad Consulting Services	Terry J. Hartman, Ph.D., M.P.H., R.D. Pennsylvania State University
Ilene R. Danse, M.D. Bollinas, CA	Michael W. Easley, D.D.S., M.P.H. Florida Department of Health	William G. Gaines, Jr., M.D., M.P.H. Scott & White Clinic	Clare M. Hasler, Ph.D. The Robert Mondavi Institute of Wine and Food Science, University of California, Davis
Sherrill Davison, V.M.D., M.D., M.B.A. University of Pennsylvania	George E. Ehrlich, M.D., F.A.C.P., M.A.C.R., FRCP (Edin) Philadelphia, PA	Charles O. Gallina, Ph.D. Professional Nuclear Associates	Virgil W. Hays, Ph.D. University of Kentucky
Thomas R. DeGregori, Ph.D. University of Houston	Michael P. Elston, M.D., M.S. Rapid City, SD	Raymond Gambino, M.D. Quest Diagnostics Incorporated	Clark W. Heath, Jr., M.D. American Cancer Society
Peter C. Dedon, M.D., Ph.D. Massachusetts Institute of Technology	William N. Elwood, Ph.D. NIH/Center for Scientific Review	J. Bernard L. Gee, M.D. Yale University School of Medicine	Dwight B. Heath, Ph.D. Brown University
Elvira G. de Mejia, Ph.D. University of Illinois, Urbana- Champaign	Edward A. Emken, Ph.D. Midwest Research Consultants	K. H. Ginzel, M.D. University of Arkansas for Medical Sciences	Robert Heimer, Ph.D. Yale School of Public Health
Robert M. Devlin, Ph.D. University of Massachusetts	Nicki J. Engeseth, Ph.D. University of Illinois	William Paul Glezen, M.D. Baylor College of Medicine	Robert B. Helms, Ph.D. American Enterprise Institute

BOARD OF SCIENTIFIC AND POLICY ADVISORS (continued)

Zane R. Helsel, Ph.D. Rutgers University, Cook College	John C. Kirschman, Ph.D. Allentown, PA	Jay H. Lehr, Ph.D. Environmental Education Enterprises, Inc.	Joseph P. McMenamin, M.D., J.D. McGuireWoods, LLP	Thomas J. Nicholson, Ph.D., M.P.H. Western Kentucky University
James D. Herbert, Ph.D. Drexel University	William M. P. Klein, Ph.D. University of Pittsburgh	Brian C. Lentle, M.D., FRCPC, DMRD University of British Columbia	Patrick J. Michaels, Ph.D. University of Virginia	Albert G. Nickel LyonHeart (ret.)
Richard M. Hoar, Ph.D. Williamstown, MA	Ronald E. Kleinman, M.D. Massachusetts General Hospital/Harvard Medical School	Scott O. Lilienfeld, Ph.D. Emory University	Thomas H. Milby, M.D., M.P.H. Boise, ID	Robert J. Nicolosi, Ph.D. University of Massachusetts, Lowell
Theodore R. Holford, Ph.D. Yale University School of Medicine	Leslie M. Klevay, M.D., S.D. in Hyg. University of North Dakota School of Medicine and Health Sciences	Floy Lilley, J.D. Fernandina Beach, FL	Joseph M. Miller, M.D., M.P.H. Durham, NH	Steven P. Novella, M.D. Yale University School of Medicine
Robert M. Hollingworth, Ph.D. Michigan State University	David M. Klurfeld, Ph.D. U.S. Department of Agriculture	Paul J. Lioy, Ph.D. UMDNJ-Robert Wood Johnson Medical School	Richard A. Miller, M.D. Principia Biopharma, Inc.	James L. Oblinger, Ph.D. North Carolina State University
Edward S. Horton, M.D. Joslin Diabetes Center/ Harvard Medical School	Kathryn M. Kolasa, Ph.D., R.D. East Carolina University	William M. London, Ed.D., M.P.H. California State University, Los Angeles	Richard K. Miller, Ph.D. University of Rochester	John Patrick O'Grady, M.D. Tufts University School of Medicine
Joseph H. Hotchkiss, Ph.D. Cornell University	James S. Koopman, M.D., M.P.H. University of Michigan School of Public Health	Frank C. Lu, M.D., BCFE Miami, FL	William J. Miller, Ph.D. University of Georgia	James E. Oldfield, Ph.D. Oregon State University
Clifford A. Hudis, MD. Memorial Sloan-Kettering Cancer Center	Alan R. Kristal, Dr.P.H. Fred Hutchinson Cancer Research Center	William M. Lurch, Ph.D. Oregon State University	A. Alan Moghissi, Ph.D. Institute for Regulatory Science	Stanley T. Omaye, Ph.D., F.-A.T.S., F.ACN, C.N.S. University of Nevada, Reno
Peter Barton Hutt, Esq. Covington & Burling, LLP	Stephen B. Kritchevsky, Ph.D. Wake Forest University Baptist Medical Center	Daryl Lund, Ph.D. University of Wisconsin, Madison	Grace P. Monaco, J.D. Medical Care Ombudsman Program	Michael T. Osterholm, Ph.D., M.P.H. University of Minnesota
Susanne L. Huttner, Ph.D. Berkeley, CA	Manfred Kroger, Ph.D. Pennsylvania State University	John Lupien, M.Sc. University of Massachusetts	Brian E. Mondell, M.D. Baltimore Headache Institute	Michael W. Pariza, Ph.D. University of Wisconsin, Madison
Lucien R. Jacobs, M.D. University of California, Los Angeles	Sanford F. Kuvin, M.D. University of Miami School of Medicine/ Hebrew University of Jerusalem	Howard D. Maccabee, Ph.D., M.D. Alamo, CA	John W. Morgan, Dr.P.H. California Cancer Registry	Stuart Patton, Ph.D. Pennsylvania State University
Alejandro R. Jadad, M.D., D.Phil., F.R.C.P.C. University of Toronto	Carolyn J. Lackey, Ph.D., R.D. North Carolina State University	Janet E. Macheledt, M.D., M.S., M.P.H. Houston, TX	Stephen J. Moss, D.D.S., M.S. New York University College of Dentistry/Health Education Enterprises, Inc.	James Marc Perrin, M.D. Mass General Hospital for Children
Rudolph J. Jaeger, Ph.D. Environmental Medicine, Inc.	J. Clayburn LaForce, Ph.D. University of California, Los Angeles	Henry G. Manne, J.S.D. George Mason University Law School	Brooke T. Mossman, Ph.D. University of Vermont College of Medicine	Jay Phelan, M.D. Wyle Integrated Science and Engineering Group
William T. Jarvis, Ph.D. Loma Linda University	Robert G. Lahita, M.D., Ph.D. Mount Sinai School of Medicine	Karl Maramorosch, Ph.D. Rutgers University, Cook College	Allison A. Muller, Pharm.D. The Children's Hospital of Philadelphia	Timothy Dukes Phillips, Ph.D. Texas A&M University
Elizabeth H. Jeffery, Ph.D. University of Illinois, Urbana	Robert G. Lahita, M.D., Ph.D. Mount Sinai School of Medicine	Judith A. Marlett, Ph.D., R.D. University of Wisconsin, Madison	Ian C. Munro, F.A.T.S., Ph.D., FRCPath Cantox Health Sciences International	Mary Frances Picciano, Ph.D. National Institutes of Health
Geoffrey C. Kabat, Ph.D., M.S. Albert Einstein College of Medicine	James C. Lamb, IV, Ph.D., J.D. The Weinberg Group	Lawrence J., Marnett, Ph.D. Vanderbilt University	Harris M. Nagler, M.D. Beth Israel Medical Center/ Albert Einstein College of Medicine	David R. Pike, Ph.D. Champaign, IL
Michael Kamrin, Ph.D. Michigan State University	Lawrence E. Lamb, M.D. San Antonio, TX	James R. Marshall, Ph.D. Roswell Park Cancer Institute	Daniel J. Ncayiyana, M.D. Benguela Health	Steven Pinker, Ph.D. Harvard University
John B. Kaneene, Ph.D., M.P.H., D.V.M. Michigan State University	William E. M. Lands, Ph.D. College Park, MD	Roger O. McClellan, D.V.M., M.M.S., D.A.B.T., D.A.B.V.T., F.A.T.S. Albuquerque, NM	Philip E. Nelson, Ph.D. Purdue University	Henry C. Pitot, M.D., Ph.D. University of Wisconsin, Madison
P. Andrew Karam, Ph.D., CHP MJW Corporation	Brian A. Larkins, Ph.D. University of Arizona	Mary H. McGrath, M.D., M.P.H. University of California, San Francisco	Joyce A. Nettleton, D.Sc., R.D. Denver, CO	Thomas T. Poleman, Ph.D. Cornell University
Kathryn E. Kelly, Dr.P.H. Delta Toxicology	Larry Laudan, Ph.D. National Autonomous University of Mexico	Alan G. McHughen, D.Phil. University of California, Riverside	John S. Neuberger, Dr.P.H. University of Kansas School of Medicine	Gary P. Posner, M.D. Tampa, FL
George R. Kerr, M.D. University of Texas, Houston	Tom B. Leamon, Ph.D. Liberty Mutual Insurance Company	James D. McKean, D.V.M., J.D. Iowa State University	Gordon W. Newell, Ph.D., M.S., F.-A.T.S. Cupertino, CA	John J. Powers, Ph.D. University of Georgia
George A. Keyworth II, Ph.D. Progress and Freedom Foundation				William D. Powrie, Ph.D. University of British Columbia
Michael Kirsch, M.D. Highland Heights, OH				

BOARD OF SCIENTIFIC AND POLICY ADVISORS *(continued)*

C.S. Prakash, Ph.D. Tuskegee University	Sally L. Satel, M.D. American Enterprise Institute	S. Fred Singer, Ph.D. Science & Environmental Policy Project	Sita R. Tatini, Ph.D. University of Minnesota	Simon Wessely, M.D., FRCP King's College London and Institute of Psychiatry
Marvin P. Pritts, Ph.D. Cornell University	Lowell D. Satterlee, Ph.D. Vergas, MN	Robert B. Sklaroff, M.D. Philadelphia, PA	Dick Taverne House of Lords, UK	Steven D. Wexner, M.D. Cleveland Clinic Florida
Daniel J. Raiten, Ph.D. National Institutes of Health	Mark V. Sauer, M.D. Columbia University	Anne M. Smith, Ph.D., R.D., L.D. Ohio State University	Steve L. Taylor, Ph.D. University of Nebraska, Lincoln	Joel Elliot White, M.D., F.A.C.R. Danville, CA
David W. Ramey, D.V.M. Ramey Equine Group	Jeffrey W. Savell Texas A&M University	Gary C. Smith, Ph.D. Colorado State University	Lorraine Thelian Ketchum, Inc.	John S. White, Ph.D. White Technical Research
R.T. Ravenholt, M.D., M.P.H. Population Health Imperatives	Marvin J. Schissel, D.D.S. Roslyn Heights, NY	John N. Sofos, Ph.D. Colorado State University	Kimberly M. Thompson, Sc.D. Harvard School of Public Health	Kenneth L. White, Ph.D. Utah State University
Russel J. Reiter, Ph.D. University of Texas, San Antonio	Edgar J. Schoen, M.D. Kaiser Permanente Medical Center	Laszlo P Somogyi, Ph.D. SRI International (ret.)	Andrea D. Tiglio, Ph.D., J.D. Townsend and Townsend and Crew, LLP	Robert J. White, M.D., Ph.D. Shaker Heights, OH
William O. Robertson, M.D. University of Washington School of Medicine	David Schottenfeld, M.D., M.Sc. University of Michigan	Roy F. Spalding, Ph.D. University of Nebraska, Lincoln	James E. Tillotson, Ph.D., M.B.A. Tufts University	Carol Whitlock, Ph.D., R.D. Rochester Institute of Technology
J. D. Robinson, M.D. Georgetown University School of Medicine	Joel M. Schwartz, M.S. Reason Public Policy Institute	Leonard T. Sperry, M.D., Ph.D. Florida Atlantic University	Dimitrios Trichopoulos, M.D. Harvard School of Public Health	Christopher F. Wilkinson, Ph.D. Wilmington, NC
Brad Rodu, D.D.S. University of Louisville	David E. Seidemann, Ph.D. Brooklyn College/Yale University	Robert A. Squire, D.V.M., Ph.D. Johns Hopkins University	Murray M. Tuckerman, Ph.D. Winchendon, MA	Mark L. Willenbring, M.D. National Institute on Alcohol Abuse and Alcoholism
Bill D. Roebuck, Ph.D., D.A.B.T. Dartmouth Medical School	David A. Shaywitz, M.D., Ph.D. The Boston Consulting Group	Ronald T. Stanko, M.D. University of Pittsburgh Medical Center	Robert P. Upchurch, Ph.D. University of Arizona	Carl K. Winter, Ph.D. University of California, Davis
David B. Roll, Ph.D. Granbury, TX	Patrick J. Shea, Ph.D. University of Nebraska, Lincoln	James H. Steele, D.V.M., M.P.H. University of Texas, Houston	Mark J. Utell, M.D. University of Rochester Medical Center	James J. Worman, Ph.D. Rochester Institute of Technology
Dale R. Romsos, Ph.D. Michigan State University	Michael B. Shermer, Ph.D. Skeptic Magazine	Robert D. Steele, Ph.D. Pennsylvania State University	Shashi B. Verma, Ph.D. University of Nebraska, Lincoln	Russell S. Worrall, O.D. University of California, Berkeley
Joseph D. Rosen, Ph.D. Cook College, Rutgers University	Sarah Short, Ph.D., Ed.D., R.D. Syracuse University	Stephen S. Sternberg, M.D. Memorial Sloan-Kettering Cancer Center	Willard J. Visek, M.D., Ph.D. University of Illinois College of Medicine	S. Stanley Young, Ph.D. National Institute of Statistical Science
Steven T. Rosen, M.D. Northwestern University Medical School	A. J. Siedler, Ph.D. University of Illinois, Urbana- Champaign	Daniel T. Stein, M.D. Albert Einstein College of Medicine	Lynn Waishwell, Ph.D., CHES University of Medicine and Dentistry of New Jersey, School of Public Health	Steven H. Zeisel, M.D., Ph.D. The University of North Carolina
Stanley Rothman, Ph.D. Smith College	Marc K. Siegel, M.D. New York University School of Medicine	Judith S. Stern, Sc.D., R.D. University of California, Davis	Brian Wansink, Ph.D. Cornell University	Michael B. Zemel, Ph.D. Nutrition Institute, University of Tennessee
Stephen H. Safe, D.Phil. Texas A&M University	Michael Siegel, M.D., M.P.H. Boston University School of Public Health	Ronald D. Stewart, O.C., M.D., FRCP Dalhousie University	Miles Weinberger, M.D. University of Iowa Hospitals and Clinics	Ekhard E. Ziegler, M.D. University of Iowa
Wallace I. Sampson, M.D. Stanford University School of Medicine	Lee M. Silver, Ph.D. Princeton University	Martha Barnes Stone, Ph.D. Colorado State University	John Weisburger, Ph.D. New York Medical College	
Harold H. Sandstead, M.D. University of Texas Medical Branch	Michael S. Simon, M.D., M.P.H. Wayne State University	Jon A. Story, Ph.D. Purdue University	Janet S. Weiss, M.D. The ToxDoc	
Charles R. Santerre, Ph.D. Purdue University				

The opinions expressed in ACSH publications do not necessarily represent the views of all members of the ACSH Board of Trustees, Founders Circle and Board of Scientific and Policy Advisors, who all serve without compensation.

Year in and year out, agricultural pesticides have been the subject of considerable fear-mongering, leaving the typical consumer with the impression that these chemicals taint much of our food supply and are harmful to human health. In fact, just the opposite is closer to the truth. The published scholarly literature has failed to turn up evidence of adverse human health effects from use of modern pesticides in the real world. Furthermore, in light of the current economic perturbations, as well as the progressive severity of worldwide food shortages and the resulting malnutrition and spiking prices of basic food commodities, the claims that these pesticides pose a threat to human health are false, misleading—and dangerously irresponsible. In *Pesticides and Health: Myths vs. Realities*, environmental toxicologist Allan S. Felsot explains the real benefits—both health-related and economical—of an informed use of pesticides.

The American Council on Science and Health is a consumer education consortium concerned with issues related to food, nutrition, chemicals, pharmaceuticals, lifestyle, the environment and health. It was founded in 1978 by a group of scientists concerned that many important public policies related to health and the environment did not have a sound scientific basis. These scientists created the organization to add reason and balance to debates about public health issues and bring common sense views to the public.



American Council on Science and Health

1995 Broadway, Second Floor

New York, New York 10023-5860

Tel. (212) 362-7044 • Fax (212) 362-4919

URL: <http://www.acsh.org> • Email: acsh@acsh.org



Maternal and fetal exposure to pesticides associated to genetically modified foods in Eastern Townships of Quebec, Canada

Aziz Aris^{a, b, c},  Samuel Leblanc^c

^a Department of Obstetrics and Gynecology, University of Sherbrooke Hospital Centre, Sherbrooke, Quebec, Canada

^b Clinical Research Centre of Sherbrooke University Hospital Centre, Sherbrooke, Quebec, Canada

^c Faculty of Medicine and Health Sciences, University of Sherbrooke, Sherbrooke, Quebec, Canada

Received 29 June 2010. Revised 26 January 2011. Accepted 13 February 2011. Available online 18 February 2011.

<http://dx.doi.org/10.1016/j.reprotox.2011.02.004>, How to Cite or Link Using DOI

Permissions & Reprints

[View full text](#)

Abstract

Pesticides associated to genetically modified foods (PAGMF), are engineered to tolerate herbicides such as glyphosate (GLYP) and glufosinate (GLUF) or insecticides such as the bacterial toxin *Bacillus thuringiensis* (Bt). The aim of this study was to evaluate the correlation between maternal and fetal exposure, and to determine exposure levels of GLYP and its metabolite aminomethyl phosphoric acid (AMPA), GLUF and its metabolite 3-methylphosphinicopropionic acid (3-MPPA) and Cry1Ab protein (a Bt toxin) in Eastern Townships of Quebec, Canada. Blood of thirty pregnant women (PW) and thirty-nine nonpregnant women (NPW) were studied. Serum GLYP and GLUF were detected in NPW and not detected in PW. Serum 3-MPPA and Cry1Ab toxin were detected in PW, their fetuses and NPW. This is the first study to reveal the presence of circulating PAGMF in women with and without pregnancy, paving the way for a new field in reproductive toxicology including nutrition and utero-placental toxicities.

Keywords

Pregnant women; Maternal and fetal blood; Nonpregnant women; Genetically modified foods; Glyphosate; Glufosinate; Cry1Ab

Scientist: Pesticides don't cause cancer



Professor Len Ritter from the University of Guelph speaking during the I.E.P.M.A concerning the toxicity of pesticides and the link to cancers.

Douglas Farrow / Contributor

By [Judie Steeves - Kelowna Capital News](#)

Published: **January 26, 2012 12:00 PM**

Updated: **January 26, 2012 3:04 PM**

Just because there's been a 30 per cent increase in deaths from cancer in Canada doesn't mean there's any need for concern.

The reason for that increase is due to an aging population and an increasing population. When you allow for that, there's no increase at all, says Len Ritter, professor emeritus at the University of Guelph, who has 35 years experience in the field of toxicology and pesticide safety.

He was speaking at the annual meeting of the Integrated Environmental Plant Management Association in

Kelowna Thursday on some of the latest research relating to the exposure of humans to pesticides.

He cautioned against putting any stock in the 2009 U.S. President's Panel on Cancer, which was released in 2010. It cautioned people to choose food grown without pesticides or chemical fertilizers and to stop or reduce use of pesticides and fertilizers on landscaping.

It advised that "pesticides approved for use by the U.S. Environmental Protection Agency contain nearly 900 active ingredients, many of which are toxic."

However, he noted that tobacco smoke contains 4,000 chemical compounds, including 70 known human carcinogens.

It stated that pesticides and agricultural fertilizers also are major contributors to water pollution; and that farmers and their families are at highest risk from agricultural exposures.

In fact, he detailed 30 years of research which refuted the "panel's" claims, and noted that the panel was actually only made up of two people.

Even the highly-respected New England Journal of Medicine said the report, "Paints an unbalanced picture...with no supporting data."

Ritter said, in fact, 30 to 40 per cent of all cancers are due to the use of tobacco and chronic disease is the cause of 50 per cent . Obesity, sunlight and tobacco smoke are far more serious concerns than the use of pesticides.

However, he didn't see any issues with Kelowna's ban on the backyard use of pesticides for cosmetic purposes by un-trained homeowners.

Permitting trained professionals to apply pesticides is a different matter from backyard use, he said.

It's sensible to eliminate those without the training to use pesticides, he said, but he also defended Canada's system of approving pesticides for the market, by noting that the Pesticide Management Regulatory Agency is a good system that's very thorough before it approves any pesticides for use in this country.

Everyone, though, should look for options to reduce their use and exposure to pesticides, he advised.

As far as buying only organic produce is concerned, he said there is no evidence that organic produce is necessarily safer than conventionally-grown produce.

Actually, he noted, organic producers have shifted their message from safety to focus on the importance of lifestyle and sustainable agriculture.

"There are lots of unqualified people out there trying to undermine the efforts of the PMRA," he commented.



Pesticides help modern farming

By David C. Bridges

5:59 p.m. Tuesday, January 24, 2012

Warning: Recent studies may challenge deeply held assumptions about pesticides and the environment.

Most agronomists understand farm pesticide use is perhaps the single greatest factor in protecting wildlife, saving habitat and keeping our waters clean. Recent scholarship should help the truth of that assertion reach the public.

Pesticides empower us to grow much more per acre than we did 40 years ago. Stanford University researchers found that, without modern farming, cultivated farmland would likely need to double to produce the same amount of food.

Modern farming, including pesticide use, has saved a land mass greater than Russia from falling under the plow. Mechanization, fertilizers, plant breeding and biotechnology also play key roles in modern farming. But studies show environmental gains directly attributable to pesticides.

In a new study, agronomist Mike Owen of Iowa State University says pesticides help U.S. farmers produce four times the corn and wheat of the early 1900s without clearing forest habitats or draining wetlands.

Because herbicides control weeds without plowing, the University of Wisconsin's Paul Mitchell reports in a companion paper that farmers save more than 550 million gallons of fuel per year, equaling more than 2 billion pounds of carbon-dioxide emissions. Greenhouse gasses are not released into the atmosphere.

The key is "no-till," or "conservation till," farming. Residue from prior crops is left on the field, acting as natural mulch, holding soil and moisture, and deterring weed growth. Farmers simply seed and spray.

Plowing promotes decomposition of organic matter that is needed to hold water and critical nutrients, enhance soil productivity and support biodiversity. It leaves soil loosened, upturned and prone to erosion, ultimately polluting the air and water. With no-till, run-off drops, soil is saved. Surface water is cleaner. No-till depends on controlling weeds without the plow, once again demonstrating the importance of herbicides.

Mitchell says some 88 million acres, or almost 36 percent of U.S. cropland devoted to major crops, use one of numerous no-till systems. One family of herbicides, triazines, was instrumental in this revolution. One of those — atrazine — gave corn farmers the confidence to adopt no-till methods.

In 2010, I joined Owen and Mitchell, and Richard Fawcett, a retired Iowa State University professor, to quantify the benefits of triazine herbicides. No-till, made possible by atrazine and other triazines, reduced erosion by more than 40 percent in the last 30 years. That saves some 55 million to 85 million tons of soil a year.

The study's findings are applicable to Georgia farmers. Atrazine and other pesticides add more than \$2.4 billion of crop production in Georgia. They control weeds and help the environment. Atrazine is vitally important to our economic health.

Mitchell estimates the saved soil's value between \$210 million and \$350 million per year. The greenhouse gasses not emitted — because farmers are not plowing — tally as much as 280,000 metric tons per year.

One might think environmentalists would celebrate. No.

For instance, American Public Media's "Marketplace" program recently began a series of reports on agriculture. It interviewed a Mexican farmer who practices no-till, and noted it is widespread in the U.S. Not once did the word "pesticides" come up, let alone any pesticides that make no-till possible.

Perhaps "Marketplace" chose not to challenge its audience with all the facts. That's not surprising, since its audience — and all of us — are barraged by negative stories on pesticides usually by activists who oppose modern farming itself.

David C. Bridges is president of Abraham Baldwin Agricultural College in Tifton.

Find this article at:

<http://www.ajc.com/opinion/pesticides-help-modern-farming-1315608.html>

 [Print this page](#)  [Close](#)

"Zombie" Fly Parasite Killing Honeybees

By Katherine Harmon | January 3, 2012



A parasitic fly landing on a honeybee. Courtesy of Christopher Quock

A heap of [dead bees](#) was supposed to become food for a newly captured praying mantis. Instead, the pile ended up revealing a previously unrecognized suspect in colony collapse disorder—a mysterious condition that for several years has been causing declines in U.S. honeybee populations, which are needed to pollinate many important crops. This new potential culprit is a bizarre—and potentially devastating—parasitic fly that has been taking over the bodies of honeybees (*Apis mellifera*) in Northern California.

John Hafernik, a biology professor at San Francisco State University, had collected some belly-up bees from the ground underneath lights around the University's biology building. "But being an absent-minded professor," he noted in a prepared statement, "I left them in a vial on my desk and forgot about them." He soon got a shock. "The next time I looked at the vial, there were all these fly pupae surrounding the bees," he said. A fly (*Apocephalus borealis*) had inserted its eggs into the bees, using their bodies as a home for its developing larvae. And the invaders had somehow led the bees from their hives to their deaths. A detailed description of the newly documented relationship [was published online Tuesday in PLoS ONE](#).

The team performed a genetic analysis of the fly and found that it is the same species that has previously been documented to parasitize bumblebee as well as paper wasp populations. That this parasite hasn't previously been reported as a [honeybee killer](#) came as a surprise, given that "honeybees are among the best-studied insects of the world," Hafernik said. "We would expect that if this has been a long-term parasite of honeybees, we would have noticed."

The team found evidence of the fly in 77 percent of the hives they sampled in the Bay Area of California, as well as in some hives in the state's agricultural Central Valley and in South Dakota. Previous research has found evidence that mites, [a virus](#), a fungus, or a combination of these factors might be responsible for the widespread colony collapse. (Read more about colony collapse disorder in our feature "[Solving the Mystery of the Vanishing Bees](#).") And with the discovery that this parasitic fly has been quietly killing bees in at least three areas, it might join the list of possible forces behind colony collapse disorder.

The parasitic fly lays eggs in a bee's abdomen. Several days later, the parasitized bee bumbles out of the hives—often at night—on a solo mission to nowhere. These bees often fly toward light and wind up unable to control their own bodies. After a bee dies, as many as 13 fly larvae crawl out from the bee's neck. The bees' behavior seems similar to that of ants that are parasitized—and then decapitated from within—by

ADVERTISEMENT

SCIENTIFIC AMERICAN



Science in Action Award

A global competition to recognize students whose project generates positive changes in a community through science >>

powered by the Google Science Fair



Parasitic fly larva emerging from a dead bee's neck. Courtesy of John Hafernik

other fly larvae from the *Apocephalus* genus.

“When we observed the bees for some time—the ones that were alive—we found that they walked in circles, often with no sense of direction,” Andrew Core, a graduate student who works with Hafernik and a co-author on the new paper, said in a prepared statement, describing them as behaving “something like a zombie.” (Read about other parasites that turn their hosts into zombies in the article “[Zombie Creatures](#).”)

Bees from affected hives—and the parasitizing flies and their larvae—curiously also contained genetic traces of *Nosema ceranae*, another parasite, as well as a virus that leads to deformed wings—which had already been implicated in colony collapse disorder. This double infection suggests that the flies might even be spreading these additional hive-weakening factors.

The research team plans to track bees with radio tags and video cameras to see whether infected bees are leaving the hive willingly or getting kicked out in the middle of the night—and where the flies are finding the bees in which they lay their eggs. “We assume it’s while the bees are out foraging because we don’t see the flies hanging around the bee hives,” Hafernik said. “But it’s still a bit of a black hole in terms of where it’s actually happening.” Most of the parasitized bees found so far have been foraging worker bees, but even if other groups of bees within a hive are not becoming infected, a decline in the number of foragers in a hive could have a large impact on a hive as a whole. Models of colony dynamics suggest that “significant loss of foragers could cause rapid population decline and colony collapse,” the researchers noted in their paper.

Hafernik and his colleagues hope that the simple way they made their discovery “will enable professional and [amateur beekeepers](#) to collect vital samples of bees that leave the hive at night”—with a light trap, for instance—and keep them around for a week or so to observe for any signs of emerging larvae. Pinpointing the extent of this strange bee behavior could be key to stemming colony collapse disorder by possibly allowing keepers to isolate affected populations. If the parasitic fly is just starting to infect honeybee populations, this could be an important move, especially given the newly prevalent [mobile commercial hives](#), which mean that honeybees—and their ailments—are on the move in much greater numbers than ever before.



About the Author: Katherine Harmon is an associate editor for *Scientific American* covering health, medicine and life sciences. Follow on Twitter [@katherineharmon](#).

[More »](#)

The views expressed are those of the author and are not necessarily those of Scientific American.

Scientific American is a trademark of Scientific American, Inc., used with permission

© 2012 Scientific American, a Division of Nature America, Inc.

All Rights Reserved.

[Advertise](#)

[Special Ad Sections](#)

[Science Jobs](#)

[Partner Network](#)

[International Editions](#)

[About Scientific American](#)

[Press Room](#)

[Site Map](#)

[Terms of Use](#)

[Privacy Policy](#)

[Subscribe](#)

[Renew Your Subscription](#)

[Buy Back Issues](#)

[Products & Services](#)

[Subscriber Customer Service](#)

[Contact Us](#)

January 4

Monsanto lawsuit moves to pre-trial oral arguments

By [Avery Yale Kamilaakamila@mainetoday.com](mailto:Avery_Yale_Kamilaakamila@mainetoday.com)
Staff Writer

A judge has ordered pre-trial oral arguments in a case pitting organic farmers against agribusiness giant Monsanto.

Headed by Maine potato farmer Jim Gerritsen, the Organic Seed Growers and Trade Association, with legal backing from the Public Patent Foundation, filed a lawsuit in March 2011 questioning the validity of Monsanto's patents on genetically modified seeds and seeking protection from patent-infringement lawsuits for the plaintiffs should their crops become contaminated with Monsanto's transgenic crops.

Monsanto is a leading producer of genetically modified seeds.

Federal Judge Naomi Buchwald, of the Southern District of New York, has scheduled oral arguments to be heard Jan. 31 in Manhattan on Monsanto's motion to dismiss the case.

"We are grateful that Judge Buchwald has agreed to our request to hear oral argument on the motion," Gerritsen said in a prepared statement. "Last August we submitted our written rebuttal and it made clear that Monsanto's motion was without merit. Our legal team, from the Public Patent Foundation, is looking forward to orally presenting our position. The family farmers deserve their day in court. We are anxious that this case go to trial as soon as possible so that our innocent farmers may receive Court protection."

Monsanto argues that the case is without merit.

[Click here](#) to learn more about the lawsuit.

Were you interviewed for this story? If so, please fill out our [accuracy form](#)

[Send Question/Comment to the Publisher](#)

Recommend

31 recommendations. [Sign Up](#) to see what your friends recommend.

[Tweet](#)<

Find this article at:

<http://www.pressherald.com/news/Monsanto-lawsuit-moves-pre-trial-oral-arguments.html>

Check the box to include the list of links referenced in the article.



February 7, 2012

Modified Crops Tap a Wellspring of Protest

By **JULIA MOSKIN**

SILENT in flannel shirts and ponytails, farmers from Saskatchewan and South Dakota, Mississippi and Massachusetts lined the walls of a packed federal courtroom in Manhattan last week, as their lawyers told a judge that they were no longer able to keep [genetically modified crops](#) from their fields.

The hearing is part of a debate that is coming to life around the country, in courtrooms and Occupy sites, in boardrooms and online, with new petitions, ballot initiatives and lawsuits from California to Maine.

Last year, according to the Department of Agriculture, about 90 percent of all soybeans, corn, canola and sugar beets raised in the United States were grown from what scientists now call transgenic seed. Most processed foods (staples like breakfast cereal, granola bars, chicken nuggets and [salad dressing](#)) contain one or more transgenic ingredients, according to estimates from the Grocery Manufacturers Association, though the labels don't reveal that. (Some, like tortilla chips, can contain dozens.)

Common ingredients like corn, vegetable oil, maltodextrin, soy protein, lecithin, monosodium glutamate, cornstarch, yeast extract, sugar and corn syrup are almost always produced from transgenic crops.

No known health risks are associated with eating transgenic foods (though many scientists say it is too soon to assess the effects), and the Food and Drug Administration classifies them as safe.

But consumer resistance to transgenic food remains high. In a nationwide telephone poll conducted in October 2010 by Thomson Reuters and National Public Radio, 93 percent said if a food has been genetically engineered or has genetically engineered ingredients, it should say so on its label — a number that has been consistent since genetically modified crops were introduced. F.D.A. guidelines say that food that contains genetically modified organisms, or G.M.O.'s, don't have to say so and can still be labeled "all natural."

In California, voters in November will decide on a ballot initiative requiring the labeling of such foods. In October, an online campaign called [Just Label It](#) began collecting signatures and comments on a petition to the F.D.A., requesting rules similar to those in the European Union, Japan, China, India and Australia, stating what transgenic food is in the package. (For example, an ingredients list might say "genetically engineered corn" instead of just "corn.") Six hundred thousand Americans have commented, according to the group.

"You don't have to be a technophobe or think corporations are evil to not want G.M.O.'s in your food," said Ashley Russell, a college student who attended a rally sponsored by [Food Democracy Now](#) after the Manhattan court hearing.

In traditional plant breeding, plants are bred with related organisms to encourage certain naturally occurring traits. In transgenic breeding, genetic material from unrelated organisms can be introduced to create new traits, like resistance to drought, herbicides or pests. For the most part, the spread of transgenic seeds into the American food supply has been purposeful, carried out by farmers and scientists who see enormous advantages in hardier plants.

In January, Bill Gates devoted most of his annual letter on agriculture from the [Gates Foundation](#) to the need for advanced technology. He later said that most people who object to transgenic agriculture live in rich nations, responsible for [climate change](#) that he believes has caused malnutrition for the poor.

For many in the food industry, including big players like Whole Foods, the dairy collective Organic Valley and Stonyfield Farm, the inevitability of transgenic food was cemented last year, when the Agriculture Department deregulated a new alfalfa created by [Monsanto](#), the largest producer of genetically modified seed in the United States, despite furious lobbying by the organic industry. Alfalfa, which has a strong tendency to drift from one field to another, is grown as feed for millions of dairy cows, making it one of the country's largest crops. Transgenic alfalfa cannot be used to feed cows that produce organic milk.

“We have understood for a long time that there is potential for contamination of [organic food](#) through pollen drift,” said A. C. Gallo, co-president and chief operating officer of Whole Foods. After the “disappointing” alfalfa decision, he said, the company decided to focus more efforts on labeling transgenic food, rather than trying to stop or slow its arrival into the food supply.

The company, along with others like Nature's Path, Eden Foods and Lundberg Family Farms, is a major funder (and customer) of the [Non-GMO Project](#), a nonprofit verification service that does lab testing and provides certification for food producers. Organic farmers are responsible for testing their own crops for contamination, and for keeping transgenic pollen and seeds off their land. The Agriculture Department recommends that organic farmers leave a “buffer zone” between their crops and neighboring farms, but that can prove expensive and ineffective.

“Pollen and DNA do not play by the U.S.D.A.'s rules,” said Elizabeth Archerd, a director of a Minneapolis food co-op, the Wedge, that supports labeling of transgenic food.

That is why farmers like Bryce Stephens of Jennings, Kan., made the trip to New York last week.

“I don't raise corn anymore,” he said, because the prevailing wind on his farm had contaminated his crop with transgenic seed. Without the resources to devote land to a buffer zone, he said that the alfalfa he grows to feed his herd of organic bison would soon be contaminated by his neighbors' crops.

Like Mr. Stephens, most of the farmers in the Manhattan courtroom were plaintiffs in a class-action lawsuit filed last year by the [Organic Seed Growers and Trade Association](#) against Monsanto. The plaintiffs, none of whom use Monsanto seeds, say that they are afraid that the company will take legal action against them if its patented products appear in their fields. (Monsanto has asserted its agricultural patents in

hundreds of lawsuits, most of which have been settled.)

But the real issue here is not patent law; it's contamination. The point made by the suit is that, according to the regulations that govern American agriculture, it's these unwilling farmers who must prevent Monsanto's products from trespassing onto their land.

The company has moved to dismiss the suit, claiming that the plaintiffs lack standing because Monsanto has taken no action against them. The judge, Naomi R. Buchwald, said she would rule on the motion to dismiss by March 31.

Increasingly, though, organic and transgenic seeds are coexisting on American farmland. Last year, the Agriculture Department said that crops would not necessarily lose their organic status if they were found to have some transgenic content.

For consumers, this means that transgenic ingredients may be present in the organic staples they pay a premium for.

"That's absolutely not what organic buyers want, and not what they are paying for," Ms. Archerd said.

This article has been revised to reflect the following correction:

Correction: February 8, 2012

An earlier version of this article referred incorrectly to the 0.9 percent threshold for transgenic content set by the Agriculture Department for crops to maintain their organic status as long. That figure is a guideline; no official limit has been set by the Agriculture Department.




JOIN THE ATLANTIC ON FACEBOOK!

The Very Real Danger of Genetically Modified Foods

By Ari LeVaux

New research shows that when we eat we're consuming more than just vitamins and protein. Our bodies are absorbing information, or microRNA.



Update 1/12: Thanks to science and biology bloggers, Christie Wilcox and Emily Willingham at the [Scientific American blog network](#) and [The Biology Files](#), respectively, we've learned of the scientific inconsistencies made in Ari LeVaux's most recent [Flash in the Pan](#) column, which is syndicated by a number of newspapers and magazine websites. This column has been expanded and updated for [AlterNet](#), with LeVaux discussing specific improvements in the comments.

Chinese researchers [have found](#) small pieces of rice ribonucleic acid (RNA) in the blood and organs of humans who eat rice. The Nanjing University-based team showed that this genetic material will bind to receptors in human liver cells and influence the uptake of cholesterol from the blood.

The type of RNA in question is called microRNA (abbreviated to [miRNA](#)) due to its small size. MiRNAs have been studied extensively since their discovery ten years ago, and have been implicated as players

in several human diseases including cancer, Alzheimer's, and diabetes. They usually function by turning down or shutting down certain genes. The Chinese research provides the first *in vivo* example of ingested plant miRNA surviving digestion and influencing human cell function in this way.

Should the research survive scientific scrutiny -- a serious hurdle -- it could prove a game changer in many fields. It would mean that we're eating not just vitamins, protein, and fuel, but gene regulators as well.

That knowledge could deepen our understanding of many fields, including cross-species communication, co-evolution, and predator-prey relationships. It could illuminate new mechanisms for some metabolic disorders and perhaps explain how some herbal and modern medicines function.

This study had nothing to do with genetically modified (GM) food, but it could have implications on that front. The work shows a pathway by which new food products, such as GM foods, could influence human health in previously unanticipated ways.

Monsanto's website [states](#), "There is no need for, or value in testing the safety of GM foods in humans." This viewpoint, while good for business, is built on an understanding of genetics circa 1960. It follows what's called the "Central Dogma" of genetics, which postulates a one-way chain of command between DNA and the cells DNA governs.

The Central Dogma resembles the process of ordering a pizza. The DNA codes for the kind of pizza it wants, and orders it. The RNA is the order slip, which communicates the specifics of that pizza to the cook. The finished and delivered pizza is analogous to the protein that DNA codes for.

We've known for decades that the Central Dogma, though basically correct, is overly simplistic. For example: MiRNAs that don't code for anything, pizza or otherwise, travel within cells silencing genes that are being expressed. So while one piece of DNA is ordering a pizza, it could also be bombarding the pizzeria with RNA signals that can cancel the delivery of other pizzas ordered by other bits of DNA.

Researchers have been using this phenomena to their advantage in the form of small, engineered RNA strands that are virtually identical to miRNA. In a technique called RNA interference, or RNA knockdown, these small bits of RNA are used to turn off, or "knock down," certain genes.

RNA knockdown was first used commercially in 1994 to create the Flavor Savr, a tomato with increased shelf life. In 2007, several research teams began reporting success at engineering plant RNA to kill insect predators, by knocking down certain genes. As reported in MIT's *Technology Review* on November 5, 2007, researchers in China used RNA knockdown to make:

...cotton plants that silence a gene that allows cotton bollworms to process the toxin gossypol, which occurs naturally in cotton. Bollworms that eat the genetically engineered cotton can't make their toxin-processing proteins, and they die.

And:

Researchers at [Monsanto](#) and [Devgen](#), a Belgian company, made corn plants that silence a gene essential for energy production in corn rootworms; ingestion wipes out the worms within 12 days.

Humans and insects have a lot in common, genetically. If miRNA can in fact survive the gut then it's entirely possible that miRNA intended to influence insect gene regulation could also affect humans.

Monsanto's claim that human toxicology tests are unwarranted is based on the doctrine of "substantial equivalence." According to substantial equivalence, comparisons between GM and non-GM crops need only investigate the end products of DNA expression. New DNA is not considered a threat in any other way.

"So long as the introduced protein is determined to be safe, food from GM crops determined to be substantially equivalent is not expected to pose any health risks," reads Monsanto's website.

In other words, as long as the final product -- the pizza, as it were -- is non-toxic, the introduced DNA isn't any different and doesn't pose a problem. For what it's worth, if that principle were applied to intellectual property law, many of Monsanto's patents would probably be null and void.

Chen-Yu Zhang, the lead researcher on the Chinese RNA study, has made no comment regarding the implications of his work for the debate over the safety of GM food. Nonetheless, these discoveries help give shape to concerns about substantial equivalence that have been raised for years from within the scientific community.

In 1999, a group of scientists wrote a letter titled "[Beyond Substantial Equivalence](#)" to the prestigious journal *Nature*. In the letter, Erik Millstone *et. al.* called substantial equivalence "a pseudo-scientific concept" that is "inherently anti-scientific because it was created primarily to provide an excuse for not requiring biochemical or toxicological tests."

To these charges, Monsanto responded: "The concept of substantial equivalence was elaborated by international scientific and regulatory experts convened by the Organization for Economic Co-operation and Development (OECD) in 1991, well before any biotechnology products were ready for market."

This response is less a rebuttal than a testimonial to Monsanto's prowess at handling regulatory affairs. Of course the term was established before any products were ready for the market. Doing so was a prerequisite to the global commercialization of GM crops. It created a legal framework for selling GM foods anywhere in the world that substantial equivalence was accepted. By the time substantial equivalence was adopted, Monsanto had already developed numerous GM crops and was actively grooming them for market.

The OECD's 34 member nations could be described as largely rich, white, developed, and sympathetic to big business. The group's current mission is to spread economic development to the rest of the world. And while the mission has yet to be accomplished, OECD has helped Monsanto spread substantial equivalence globally.

Many GM fans will point out that if we do toxicity tests on GM foods, we should also have to do toxicity testing on every other kind of food in the world.

But we've already done the testing on the existing plants. We tested them the hard way, by eating strange things and dying, or almost dying, over thousands of years. That's how we've figured out which

plants are poisonous. And over the course of each of our lifetimes we've learned which foods we're allergic to.

All of the non-GM breeds and hybrid species that we eat have been shaped by the genetic variability offered by parents whose genes were similar enough that they could mate, graft, or test tube baby their way to an offspring that resembled them.

A tomato with fish genes? Not so much. That, to me, is a new plant and it should be tested. We shouldn't have to figure out if it's poisonous or allergenic the old fashioned way, especially in light of how new-fangled the science is.

It's time to re-write the rules to acknowledge how much more complicated genetic systems are than the legal regulations -- and the corporations that have written them -- give credit.

Monsanto isn't doing itself any PR favors by claiming "no need for, or value in testing the safety of GM foods in humans." Admittedly, such testing can be difficult to construct -- who really wants to volunteer to eat a bunch of GM corn just to see what happens? At the same time, if companies like Monsanto want to use processes like RNA interference to make plants that can kill insects via genetic pathways that might resemble our own, some kind of testing has to happen.

A good place to start would be the testing of introduced DNA for other effects -- miRNA-mediated or otherwise -- beyond the specific proteins they code for. But the status quo, according to Monsanto's website, is:

There is no need to test the safety of DNA introduced into GM crops. DNA (and resulting RNA) is present in almost all foods. DNA is non-toxic and the presence of DNA, in and of itself, presents no hazard.

Given what we know, that stance is arrogant. Time will tell if it's reckless.

There are computational methods of investigating whether unintended RNAs are likely to be knocking down any human genes. But thanks to this position, the best we can do is hope they're using them. Given it's opposition to the labeling of GM foods as well, it seems clear that Monsanto wants you to close your eyes, open your mouth, and swallow.

It's time for Monsanto to acknowledge that there's more to DNA than the proteins it codes for -- even if it's for no other reason than the fact that RNA alone is a lot more complicated than Watson and Crick could ever have imagined.

Image: Dirk Ercken/Shutterstock.

The current version of this article originally appeared on [AlterNet](#).

This article available online at:

<http://www.theatlantic.com/health/archive/2012/01/the-very-real-danger-of-genetically-modified-foods/251051/>

Copyright © 2012 by The Atlantic Monthly Group. All Rights Reserved.

NRDC Sues EPA To Stop Nanopesticide

BY **Gwyneth K. Shaw** | JAN 26, 2012 8:56 AM

[E-mail the Author](#)

Posted to: [Environment](#), [Nanotech](#), [Science/ Medical](#)

(NHI Nanoblog) Seeking to halt the sale of a nanosilver-based pesticide until more health and safety information is available, the Natural Resources Defense Council [filed a federal suit](#) against the U.S. Environmental Protection Agency Thursday.

The environmental advocacy group, which has been highlighting potential safety concerns about the use of ultra-tiny silver particles as an antimicrobial agent for several years, accused the EPA of giving the manufacturer a “four-year free pass” by allowing the pesticide to come to market. After more than a year of deliberation, the [agency granted “conditional registration” in December](#) to HeiQ Materials’ AGS-20 product, which is essentially a composite of nanosilver and nanoscale silica.

According to the company, the ingredient will be incorporated into textiles.

Part of the conditional approval was an EPA requirement for more testing on what the pesticide might mean for people, animals and the environment. But the NRDC suit, filed in federal court in California, says that’s not enough, and calls for testing before AGS-20 is sold.

“EPA’s approval of nanosilver is just the most recent example in a long line of decisions that treats humans and our environment as guinea pigs for these untested pesticides,” Mae Wu, program attorney in NRDC’s health program, said in a press release from the group.

Nanotechnology leverages the often-unique properties of super-small particles to create products with amazing qualities. These materials can make better batteries or lighter and stronger bike frames, as well as new medical instruments and medicines that can save lives. They’re increasingly common in consumer products, from “mineral-based” sunscreens to stain-repellent pants to boat paints that resist algae growth.

Nanomaterials are believed to hold great promise for a wide variety of applications. But their ultra-tiny size also gives them different properties, and scientists are struggling to figure out whether that can make them dangerous in the process, and how and why it happens.

Nano-sized silver has become a hot commodity, and is being used to fight germs in products as varied as workout gear (to stop stink), toothpaste (to zap bad breath-causing bacteria) and humidifiers (to cut down on mold growth). While the silver industry maintains that it’s been used safely for centuries, advocates like the NRDC are concerned about its impact on people and the environment.

Other advocacy groups have also raised questions about nanosilver, and academics are making careers out of exploring the implications of the material. The EPA has moved cautiously because of the questions, amid impatience from industry and sharp criticism from environmentalists and consumer advocates.

With [other regulatory moves on nanomaterials](#) percolating, the NRDC’s suit bears watching.

Commenting is not available in this section entry.

Comments

Be the first to comment



EPA approves new pesticide

AgLogic L.L.C. | Updated: January 11, 2012

The U.S. Environmental Protection Agency (EPA) has approved AgLogic L.L.C.'s registration of Meymik 15G, aldicarb pesticide, effective Dec. 22, 2011. The registration will ensure continued availability of aldicarb, as a valuable crop production tool, for pest control on registered crops.

Meymik 15G aldicarb granular pesticide has been approved by EPA for use on cotton, peanuts, sugar beets, dry beans, sweet potatoes, and soybeans to control various labeled insects, mites, and nematodes.

There is no single alternative product on the market, with a performance spectrum comparable to aldicarb. Over 40 years of research and use have demonstrated that aldicarb provides systemic residual control, of more than 75 species of insects and mites, and at least 40 species of plant-parasitic nematodes on registered crops. Through the registration process, EPA has determined that when responsibly used, in strict accordance with label directions, Meymik 15 G will not result in unreasonable adverse effects. It is therefore essential that all label restrictions are strictly followed.

Meymik 15 G is a restricted use pesticide, available for use only to certified professional pesticide applicators and not the general public. AgLogic LLC and MEY Corporation are committed to the careful stewardship, proper handling and responsible use of MEYMIK 15 G, through continuing user education, applicator certification and proactive training at all levels of the channel.

Meymik 15 G will not be available for the imminent 2012 North American growing season, due to the short interval between its regulatory approval and crop planting. Further details regarding availability and volumes for the 2013 season, will be released in the near future.

Find this article at:

<http://www.porknetwork.com/pork-news/EPA-approves-new-pesticide-137045118.html?ref=118>

Check the box to include the list of links referenced in the article.

Ban sought for chemicals in drinking water

January 11, 2012 by MARK HARRINGTON / mark.harrington@newsday.com

A group of 23 environmental groups Wednesday demanded that state regulators ban the top three pesticides found in local drinking water as state guidelines on pesticide management are up for review.

The groups, citing state groundwater studies in a letter to the state [Department of Environmental Conservation](#), took note of the "alarming" prominence of the three pesticides in drinking water. They want the DEC to enact a zero-tolerance policy for all pesticides in drinking water as the agency adopts a pesticide-use management plan for the region.

But farmers immediately fired back, calling the demands unrealistic and saying many other industries leave trace amounts of chemicals in groundwater.

The three chemicals, atrazine, metalaxyl and imidacloprid, are used on farms, golf courses and, in some cases, home gardens and lawns to kill bugs, weeds and fungus. State drinking water tests show they have turned up thousands of times in tests of public and private drinking water wells in the past decade, most on the East End, where agriculture is more common.

The environmental groups said the pesticides have been tied to health problems, including kidney and neurological effects, and can leach into waterways and kill wildlife. They are among the more than 120 pesticides that showed up in recent drinking water tests.

"This is not about restricting choices, it's about protecting drinking water," said Adrienne Esposito, executive director of [Citizens Campaign for the Environment](#), a [Farmingdale](#) group. Dick Amper, executive director of the Long Island Pine Barrens Society, said the prominence of the chemicals was unacceptable and vowed to get results.

Joe Gergela, executive director of the Long Island [Farm Bureau](#), called zero tolerance "an extreme point of view and not achievable." He said chemicals from nearly all industries, from dry cleaners to gasoline stations, show up in some trace amounts in groundwater.

That said, Gergela said local farmers are working with the DEC on the pesticide standards.

"We are cooperating with the DEC," he said. Farmers are also working to limit or end the use of pesticides deemed unhealthy, he said.

DEC spokeswoman Aphrodite Montalvo said the agency has historically taken a "more

conservative approach to pesticide . . . [regulation]" on Long Island compared to the rest of the state.

[< back to article](#)

Obesogens: An Environmental Link to Obesity

Wendee Holtcamp

Houston-based freelancer Wendee Holtcamp has written for *Nature*, *Scientific American*, *National Wildlife*, and other magazines.

Citation: Holtcamp W 2012. Obesogens: An Environmental Link to Obesity. *Environ Health Perspect* 120:a62-a68.

<http://dx.doi.org/10.1289/ehp.120-a62>

Online: 01 February 2012



Obesity has risen steadily in the United States over the past 150 years,¹ with a marked uptick in recent decades.² In the United States today more than 35% of adults³ and nearly 17% of children aged 2–19 years are obese.⁴ Obesity plagues people not just in the United States but worldwide, including, increasingly, developing countries.⁵ Even animals—pets, laboratory animals, and urban rats—have experienced increases in average body weight over the past several decades,⁶ trends not necessarily explained by diet and exercise. In the words of Robert H. Lustig, a professor of clinical pediatrics at the University of California, San Francisco, “[E]ven those at the lower end of the BMI [body mass index] curve are gaining weight. Whatever is happening is happening to everyone, suggesting an environmental trigger.”⁷

Many in the medical and exercise physiology communities remain wedded to poor diet and lack of exercise as the sole causes of obesity. However, researchers are gathering convincing evidence of chemical “obesogens”—dietary, pharmaceutical, and industrial compounds that may alter metabolic processes and predispose some people to gain weight.^{8,9}

Obesity is rising steadily around the world. Convincing evidence suggests that diet and activity level are not the only factors in this trend—chemical “obesogens” may alter human metabolism and predispose some people to gain weight. Fetal and early-life exposures to certain obesogens may alter some individuals’ metabolism and fat-cell makeup for life. Other obesogenic effects are linked to adulthood exposures.

Joseph Tart/EHP; woman: gokhanilgaz/iStockphoto; fat cells: David M. Phillips/Photo Researchers, Inc.; fetal development cycle: Dragana Gerasimoski/Shutterstock.com; french fries: Richard Peterson/Shutterstock.com

The idea that chemicals in the environment could be contributing to the obesity epidemic is often credited to an article by Paula Baillie-Hamilton, published in the *Journal of Alternative and Complementary Medicine* in 2002.¹⁰ Her article presented evidence from earlier toxicologic studies published as far back as the 1970s in which low-dose chemical exposures were associated with weight gain in experimental animals. At the time, however, the original researchers did not focus on the implications of the observed weight gains.

The role of environmental chemicals in obesity has garnered increased attention in academic and policy spheres, and was recently acknowledged by the Presidential Task Force on Childhood Obesity¹¹ and the National Institutes of Health (NIH) Strategic Plan for Obesity Research.¹² "Over the past ten years, and especially the past five years, there's been a flurry of new data," says Kristina Thayer, director of the Office of Health Assessment and Translation at the National Toxicology Program (NTP). "There are many studies in both humans and animals. The NTP found real biological plausibility." In 2011 the NIH launched a 3-year effort to fund research exploring the role of environmental chemical exposures in obesity, type 2 diabetes mellitus, and metabolic syndrome.¹³



What Are Obesity and Overweight?

For adults obesity is defined as having a BMI of 30 or more, whereas overweight is defined as having a BMI of 25 or more.⁴⁹ Defining obesity is a bit more complicated for children; it depends on the age and sex of the child. Children are considered obese if they are at or above the 95th percentile of the sex-specific growth charts, and overweight if they are between the 85th and 95th percentiles.⁵⁰

BMI is defined as an individual's body weight divided by the square of his or her height. Although it is not a measure of actual body fat, it can be calculated by using callipers to measure three skin folds, then plugging those measurements into sex-specific equations. BMI is widely accepted as an accurate proxy for body fat percentage in the general adult population, and it is the measurement of choice in the scientific literature on obesity.

© Coneyl Jay/Photo Researchers, Inc.

The concept of obesogens has spread into the public awareness, too, with documentaries such as "Programmed to be Fat?" which aired on the Canadian Broadcasting Corporation (CBC) Network in January 2012 and a session on obesogens at the Society of Environmental Journalists annual conference in October 2011.¹⁴

Multiple Modes of Action

The main role of fat cells is to store energy and release it when needed. Scientists also now know that fat tissue acts as an endocrine organ, releasing hormones related to appetite and metabolism. Research to date suggests different obesogenic compounds may have different mechanisms of action, some affecting the number of fat cells, others the size of fat cells, and still others the hormones that affect appetite, satiety, food preferences, and energy metabolism.¹⁵ Some obesogenic effects may pass on to later generations through epigenetic changes, heritable modifications to DNA and histone proteins that affect when and how genes are expressed in cells, without altering the actual genetic code.^{15,16,17}

Bruce Blumberg, a biology professor at the University of California, Irvine, coined the term "obesogen" in 2006 when he discovered that tin-based compounds known as organotins predisposed laboratory mice to gain

weight.¹⁸ “If you give tributyltin [TBT] to pregnant mice, their offspring are heavier than those not exposed,” he says. “We’ve altered the physiology of these offspring, so even if they eat normal food, they get slightly fatter.”

Human exposure and health-effect data are relatively rare for organotins, but studies have documented the presence of these compounds in human blood,¹⁹ milk,²⁰ and liver²¹ samples. Although phased out as a biocide and marine antifouling agent, TBT is still used as a wood preservative and, along with dibutyltin, as a stabilizer in polyvinyl chloride; it pollutes many waterways and contaminates seafood.²²

Blumberg was studying endocrine disruptors in the early 2000s when he heard at a meeting in Japan that TBT causes sex reversal in multiple fish species. “I decided to test whether TBT activated known nuclear receptors, expecting it to activate a sex steroid receptor,” Blumberg says. Instead, it activated peroxisome proliferator-activated receptor gamma (PPAR γ), the master regulator of adipogenesis, the process of creating adipocytes, or fat cells.²³ PPAR γ is evolutionarily conserved between mice and humans, and it may be particularly susceptible to chemical “imposters” because it has a large ligand-binding pocket that can accommodate many chemical structures. When a molecule capable of activating the receptor enters the pocket, it turns on the adipogenic program.

“If you activate PPAR γ in a preadipocyte, it becomes a fat cell. If it already is a fat cell, it puts more fat in the cell,” Blumberg says. “TBT is changing the metabolism of exposed animals, predisposing them to make more and bigger fat cells.” PPAR γ selectively causes multipotent stromal cells to differentiate into bone or fat, and Blumberg found TBT exposure caused these stem cells to show an increased commitment to becoming adipocytes at the expense of the bone lineage. “The insidious thing is that our animals are exposed *in utero* to TBT, then never again, yet TBT caused a permanent effect.”

A Growing List of Potential Obesogens

Obesity is strongly linked with exposure to risk factors during fetal and infant development.¹⁵ “There are between fifteen and twenty chemicals that have been shown to cause weight gain, mostly from developmental exposure,” says Jerry Heindel, who leads the extramural research program in obesity at the National Institute of Environmental Health Sciences (NIEHS). However, some obesogens have been hypothesized to affect adults, with epidemiologic studies linking levels of chemicals in human blood with obesity²⁴ and studies showing that certain pharmaceuticals activate PPAR γ receptors.^{15,25}

Chemical pesticides in food and water, particularly atrazine and DDE (dichlorodiphenyldichloroethylene—a DDT breakdown product), have been linked to increased BMI in children and insulin resistance in rodents.^{26,27} Certain pharmaceuticals, such as the diabetes drug Avandia® (rosiglitazone), have been linked to weight gain in humans and animals,^{9,17} as have a handful of dietary obesogens, including the soy phytoestrogen genistein²⁸ and monosodium glutamate.¹⁵

Most known or suspected obesogens are endocrine disruptors. Many are widespread,²⁹ and exposures are suspected or confirmed to be quite common. In one 2010 study, Kurunthachalam Kannan, a professor of environmental sciences at the University at Albany, State University of New York, documented organotins in a designer handbag, wallpaper, vinyl blinds, tile, and vacuum cleaner dust collected from 24 houses.³⁰ Phthalates, plasticizers that also have been related to obesity in humans,³¹ occur in many PVC items as well as in scented items such as air fresheners, laundry products, and personal care products.

One of the earliest links between human fetal development and obesity arose from studies of exposure to

cigarette smoke *in utero*.^{32,33} Although secondhand-smoke exposure has decreased by more than half over the past 20 years, an estimated 40% of nonsmoking Americans still have nicotine by-products in their blood, suggesting exposure remains widespread.³⁴ Babies born to smoking mothers are frequently underweight, but these same infants tend to make up for it by putting on more weight during infancy and childhood.³⁵ “If a baby is born relatively small for its gestational age, it tries to ‘play catch-up’ as it develops and grows,” explains Retha Newbold, a developmental biologist now retired from the NTP.

This pattern of catch-up growth is often observed with developmental exposure to chemicals now thought to be obesogens, including diethylstilbestrol (DES), which Newbold spent the last 30 years studying, using mice as an experimental model. Doctors prescribed DES, a synthetic estrogen, to millions of pregnant women from the late 1930s through the 1970s to prevent miscarriage. The drug caused adverse effects in these women’s children, who often experienced reproductive tract abnormalities; “DES daughters” also had a higher risk of reproductive problems, vaginal cancer in adolescence, and breast cancer in adulthood.³⁶ Newbold discovered that low doses of DES administered to mice pre- or neonatally also were associated with weight gain,³⁷ altered expression of obesity-related genes,^{38,39} and modified hormone levels.^{38,39}

“What we’re seeing is there’s not a difference in the number of fat cells, but the cell itself is larger after exposure to DES,” Newbold says. “There was also a difference in how [fat cells] were distributed—where they went, how they lined up, and their orientation with each other. The mechanism for fat distribution and making fat cells are set up during fetal and neonatal life.”

High-Profile Exposures

Animal studies have also implicated another suspected obesogen: bisphenol A (BPA), which is found in medical devices, in the lining of some canned foods, and in cash register receipts.⁴⁰ “BPA reduces the number of fat cells but programs them to incorporate more fat, so there are fewer but very large fat cells,” explains University of Missouri biology professor Frederick vom Saal, who has studied BPA for the past 15 years. “In animals, BPA exposure is producing in animals the kind of outcomes that we see in humans born light at birth: an increase in abdominal fat and glucose intolerance.”

Many endocrine disruptors exhibit an inverted U-shaped dose–response curve, where the most toxic response occurs at intermediate doses.⁴¹ However, in a recent unpublished study, vom Saal found that BPA affected rodent fat cells at very low doses, 1,000 times below the dose that regulatory agencies presume causes no effect in humans, whereas at higher doses he saw no effect. Receptors typically respond to very low levels of hormone, so it makes sense that they may be activated by low levels of an endocrine mimic, whereas high levels of a chemical may actually cause receptors to shut down altogether, preventing any further response.⁴¹ This is known as “receptor downregulation.” As a result, some endocrine disruptors have greater effects at low than at high doses; different mechanisms may be operating.¹⁵

Still another widespread obesogen is perfluorooctanoic acid (PFOA), a potential endocrine disruptor and known PPAR γ agonist.⁴² “Pretty much everyone in the U.S. has it in their blood, kids having higher levels than adults, probably because of their habits. They crawl on carpets, on furniture, and put things in their mouth more often,” explains NIEHS biologist Suzanne Fenton. PFOA is a surfactant used for reduction of friction, and it is also used in nonstick cookware, Gore-Tex™ waterproof clothing, Scotchgard™ stain repellent on carpeting, mattresses, and microwavable food items. In 2005 DuPont settled a class-action lawsuit for \$107.6 million after its factory outside Parkersburg, West Virginia, tainted nearby drinking water supplies with PFOA.⁴³ In December 2011 an

independent science panel found the first “probable link” between PFOA and a human health outcome, pregnancy-induced hypertension⁴⁴ (for more information, see “Pregnancy-Induced Hypertension ‘Probably Linked’ to PFOA Contamination,” p. A59 this issue⁴⁵).

Fenton studied how PFOA levels similar to those in the tainted drinking water affected the hormone levels and weight of rodent offspring exposed *in utero*.⁴⁶ “We gave pregnant mice PFOA only during pregnancy. It has a long half-life, so it hangs around during lactation and gets delivered in milk to babies,” Fenton says. “Once the offspring reached adulthood, they became obese, reaching significantly higher weight levels than controls.”

Exposed offspring also had elevated levels of leptin, a hormone secreted by adipose tissue that affects appetite and metabolism. Leptin normally suppresses appetite, but obese people and animals have elevated leptin levels, leading researchers to suspect the brain can become resistant to its effects.⁴⁷ Fenton did not observe weight gain when mice were exposed to PFOA as adults, although her team did find abnormalities in the uterus and mammary gland in exposed adults.

Eye on Prevention

If exposure during pregnancy predisposes people to gain weight, can diet and exercise ultimately make any difference? Blumberg does not consider the situation hopeless. “I would not want to say that obesogen exposure takes away free will or dooms you to be fat,” he says. “However, it will change your metabolic set points for gaining weight. If you have more fat cells and propensity to make more fat cells, and if you eat the typical high-carbohydrate, high-fat diet we eat [in the United States], you probably will get fat.”

Blumberg postulates that the effects of early-life exposure are irreversible, and those people will fight a life-long battle of the bulge. However, if such people reduce their exposure to obesogens, they will also reduce health effects that may arise from ongoing adulthood exposures. Blumberg believes it’s good to reduce exposure to all kinds of endocrine-disrupting chemicals. “Eat organic, filter water, minimize plastic in your life,” he says. “If there’s no benefit and some degree of risk, why expose yourself and your family?”

Heindel hopes the NIH’s new grant-making effort will yield important discoveries. “It’s a very new field, and people are always skeptical of new fields,” he says. “It’s up to us to get more data to show that chemicals are actually interfering with the endocrine system that controls weight gain and metabolism. And there’s still the question of how important is this to humans. We’re never going to know until we get more data.”



Transmission electron micrograph of human fat cells. Research to date suggests that different obesogens may have different mechanisms of action, affecting either the number or size of fat cells or the hormones that affect appetite, satiety, food preferences, and metabolism.

© David M. Phillips/Photo Researchers, Inc.



In one study by NIEHS biologist Suzanne Fenton, mice exposed prenatally to PFOA were more likely than controls to become obese when they reached adulthood.⁴⁶

Christopher G. Reuther/EHP

“What if this was really true and chemicals are having a significant effect on obesity?” muses Heindel. “If we

could show environmental chemicals play a major role, then we could work on reducing exposure during sensitive windows, and that could have a huge effect [on obesity prevalence].” It would change the focus from treating adults who are already obese to preventing obesity before it starts—a fundamental shift in thinking about obesity.

The NIEHS is crafting priorities for research on potential obesogens. Thayer was the primary force behind the workshop “The Role of Environmental Chemicals in the Development of Diabetes and Obesity,”⁴⁸ held in January 2011 and cosponsored by the NTP, the Environmental Protection Agency, and the Food and Drug Administration National Center for Toxicology Research. “The idea was to have the experts look through the literature and see which might be the most compelling signals, and which areas were emerging but warranted more research,” Thayer explains. These findings will help identify priorities for future research, and a series of papers from the workshop are being submitted for publication.

“We were surprised at the number of chemicals that seem to be interacting with signaling pathways involved in weight regulation,” Thayer says. She adds that evidence also suggests these same compounds are linked with diabetes and metabolic syndrome, “an understudied but natural research direction that brings together the obesity and diabetes issues.”

References

1. Costa DL, Steckel RH
1997. Long-term trends in health, welfare, and economic growth in the United States. In: *Health and Welfare During Industrialization* (Steckel RH, Floud R, eds.). Chicago, IL: The University of Chicago Press:
2. Flegal KM, et al.
Prevalence and trends in obesity among US adults, 1999–2008. *JAMA* 303(3):235–241. 2010. <http://dx.doi.org/10.1001/jama.2009.2014>. [online 17 Jan 2012]
3. Flegal KM, et al. *JAMA*. Prevalence of obesity and trends in the distribution of body mass index among US adults, 1999–2010. <http://dx.doi.org/10.1001/jama.2012.39> [online 17 Jan 2012].
4. Ogden CL, et al. *JAMA*. Prevalence of obesity and trends in body mass index among US children and adolescents, 1999–2010. <http://dx.doi.org/10.1001/jama.2012.40> [online 17 Jan 2012].
5. WHO Geneva, Switzerland: World Health Organization (updated Mar 2011): Obesity and Overweight, Factsheet No. 311 [website] Available: <http://www.who.int/mediacentre/factsheets/fs311/en/> [accessed 29 Dec 2011].
6. Klimentidis YC, et al. 2011. *Proc R Soc Biol Sci*. Canaries in the coal mine: a cross-species analysis of the plurality of obesity epidemics. pp. 1626–1632. <http://dx.doi.org/10.1098/rspb.2010.1890>
7. Lustig RH.
Childhood obesity: behavioral aberration or biochemical drive? Reinterpreting the first law of thermodynamics. *Nature Clin Pract Endocrinol Metab* 2(8):447–458. 2006. <http://dx.doi.org/10.1038/ncpendmet0220>
8. Newbold RR, et al.
Environmental estrogens and obesity. *Mol Cell Endocrinol* 304 ((1-2):84–89. 2009. <http://dx.doi.org/10.1016/j.mce.2009.02.024>

9. Janesick A, Blumberg B 2011. Birth Defects Res Part C Embryo Today Rev. Endocrine disrupting chemicals and the developmental programming of adipogenesis and obesity. pp. 34–50. <http://dx.doi.org/10.1002/bdrc.20197>

10.

Baillie-Hamilton PF.

Chemical toxins: a hypothesis to explain the global obesity epidemic. *J Altern Complement Med* 8(2):185–192. 2002.

<http://dx.doi.org/10.1089/107555302317371479>

11. White House Task Force on Childhood Obesity. Solving the Problem of Childhood Obesity within a Generation (May 2010). Washington, DC:White House Task Force on Childhood Obesity, Executive Office of the President of the United States. Available: http://www.letsmove.gov/sites/letsmove.gov/files/TaskForce_on_Childhood_Obesity_May2010_FullReport.pdf [accessed 29 Dec 2011].

12. NIH. Strategic Plan for NIH Obesity Research: A Report of the NIH Obesity Task Force. NIH Publication No. 11-5493. Bethesda, MD:National Institutes of Health, U.S. Department of Health and Human Services (2011). Available: <http://www.obesityresearch.nih.gov/About/strategic-plan.aspx> [accessed 29 Dec 2011].

13. NIH. Role of Environmental Chemical Exposures in the Development of Obesity, Type 2 Diabetes and Metabolic Syndrome (R01). National Institutes of Health Grants [website]. Bethesda, MD:National Institutes of Health, Department of Health and Human Services (2011). Available: <http://grants.nih.gov/grants/guide/pa-files/PAR-11-170.html> [accessed 29 Dec 2011].

14. Cone M, et al. Diseases and Chemicals: Are Environmental Exposures Fueling Our Worst Epidemics? [panel session]. Presented at: Society of Environmental Journalists 21st Annual Conference, Miami, FL, 21 Oct 2011. Available: <http://www.sej.org/initiatives/sej-annual-conferences/AC2011-agenda-friday> [accessed 29 Dec 2011].

15.

Lustig RH, ed

2010. Obesity before Birth: Maternal and Prenatal Influences on the Offspring. New York, NY:Springer:

16.

Janesick A, Blumberg B..

Minireview: PPAR γ as the target of obesogens. *J Steroid Biochem Mol Biol* 127(1-2):4–8. 2011.

<http://dx.doi.org/10.1016/j.jsbmb.2011.01.005>

17.

Li X, et al.

The environmental obesogen tributyltin chloride acts via peroxisome proliferator activated receptor gamma to induce adipogenesis in murine 3T3-L1 preadipocytes. *J Steroid Biochem Mol Biol* 127(1-2):9–15. 2011. <http://dx.doi.org/10.1016/j.jsbmb.2011.03.012>

18.

Grün F, Blumberg B..

Environmental obesogens: organotins and endocrine disruption via nuclear receptor signaling. *Endocrinol* 147(6):S50–S55. 2006.

<http://dx.doi.org/10.1210/en.2005-1129>

19.

Kannan K, et al.

Occurrence of butyltin compounds in human blood. *Environ Sci Technol* 33(10):1776–1779. 1999.

<http://dx.doi.org/10.1021/es990011w>

20.

Mino Y, et al.

Determination of organotins in human breast milk by gas chromatography with flame photometric detection. *J Health Sci* 54(2):224–228. 2008. <http://dx.doi.org/10.1248/jhs.54.224>

21.
Nielsen JB, Strand J.
Butyltin compounds in human liver. *Environ Res* 88(2):129–133. 2002. <http://dx.doi.org/10.1006/enrs.2001.4321>
22.
Cardwell RD, et al.
Tributyltin in U.S. market-bought seafood and assessment of human health risks. *Hum Ecol Risk Assess* 5(2):317–335. 1999. <http://dx.doi.org/10.1080/10807039991289464>
23.
Evans RM, et al.
PPARs and the complex journey to obesity. *Nat Med* 10(4):355–361. 2004. <http://dx.doi.org/10.1038/nm1025>
24.
Tang-Péronard JL, et al.
Endocrine-disrupting chemicals and obesity development in humans: a review. *Obes Rev* 12(8):622–636. 2011. <http://dx.doi.org/10.1111/j.1467-789X.2011.00871.x>
25.
Lustig RH.
Fructose: metabolic, hedonic, and societal parallels with ethanol. *J Am Diet Assoc* 110(9):1307–1321. 2010. <http://dx.doi.org/10.1016/j.jada.2010.06.008>
26. Valvi D, et al. *Environ Health Perspect*. Prenatal concentrations of PCBs, DDE, DDT and overweight in children: a prospective birth cohort study. <http://dx.doi.org/10.1289/ehp.1103862> [online 25 Oct 2011].
27.
Lim S, et al.
Chronic exposure to the herbicide, atrazine, causes mitochondrial dysfunction and insulin resistance. *PLoS ONE* 4(4):e5186. 2009. <http://dx.doi.org/10.1371/journal.pone.0005186>
28.
Penza M, et al.
Genistein affects adipose tissue deposition in a dose-dependent and gender-specific manner. *Endocrinol* 147(12):5740–5751. 2006. <http://dx.doi.org/10.1210/en.2006-0365>
29. The Endocrine Disruptor Exchange (TEDX) List of Potential Endocrine Disruptors [website]. Paonia, CO: The Endocrine Disruption Exchange (2011). Available: <http://www.endocrinedisruption.com/endocrine.TEDXList.overview.php> [accessed 29 Dec 2011].
30.
Kannan K, et al.
Organotin compounds, including butyltins and octyltins, in house dust from Albany, New York, USA. *Arch Environ Contam Toxicol* 58:901–907. 2010. <http://dx.doi.org/10.1007/s00244-010-9513-6>
31.
Stahlhut R, et al.
Concentrations of urinary phthalate metabolites are associated with increased waist circumference and insulin resistance in adult U.S. males. *Environ Health Perspect* 115(6):876–882. 2007. <http://dx.doi.org/10.1289/ehp.9882>

32.
von Kries R, et al.
Maternal smoking during pregnancy and childhood obesity. *Am J Epidemiol* 156(10):954–961. 2002.
<http://dx.doi.org/10.1093/aje/kwf128>
33.
Bergmann KE, et al.
Early determinants of childhood overweight and adiposity in a birth cohort study: role of breast-feeding. *Int J Obes* 27(2):162–172. 2003. <http://dx.doi.org/10.1038/sj.ijo.802200>
34. CDC. Smoking & Tobacco Use: Secondhand Smoke (SHS) Facts. [website]. Atlanta, GA:Centers for Disease Control and Prevention (updated 21 Mar 2011). Available: http://www.cdc.gov/tobacco/data_statistics/fact_sheets/secondhand_smoke/general_facts/index.htm#disparities [accessed 29 Dec 2011].
35.
Gao Y-J, et al.
Prenatal exposure to nicotine causes postnatal obesity and altered perivascular adipose tissue function. *Obes Res* 13(4):687–692. 2005. <http://dx.doi.org/10.1038/oby.2005.77>
36.
Newbold RR
1999. Diethylstilbestrol (DES) and environmental estrogens influence the developing female reproductive system. In: *Endocrine Disruptors: Effects on Male and Female Reproductive Systems* (Naz RK, ed.). Boca Raton, FL:CRC Press:
37. Newbold RR, et al. 2005. *Birth Def Res Part A Clin Mol Teratol*. Developmental exposure to estrogenic compounds and obesity. pp. 478–480. <http://dx.doi.org/10.1002/bdra.20147>
38.
Newbold RR, et al.
Perinatal exposure to environmental estrogens and the development of obesity. *Mol Nutr Food Res* 51(7):912–917. 2007.
<http://dx.doi.org/10.1002/mnfr.200600259>
39.
Newbold RR, et al.
Developmental exposure to endocrine disruptors and the obesity epidemic. *Reprod Toxicol* 23(3):290–296. 2007.
<http://dx.doi.org/10.1016/j.reprotox.2006.12.010>
40.
Somm E, et al.
Perinatal exposure to bisphenol A alters early adipogenesis in the rat. *Environ Health Perspect* 117(10):1549–1555. 2009.
<http://dx.doi.org/10.1289/ehp.11342>
41.
Welshons WV, et al.
Large effects from small exposures. I. Mechanisms for endocrine-disrupting chemicals with estrogenic activity. *Environ Health Perspect* 111(8):994–1006. (2003. <http://dx.doi.org/10.1289/ehp.5494>
42.
White SS, et al.
Endocrine disrupting properties of perfluorooctanoic acid. *J Steroid Biochem Mol Biol* 127(1-2):16–26. 2011.
<http://dx.doi.org/10.1016/j.jsbmb.2011.03.011>

43. DuPont Reaches Settlement with Class Action Group [press release]. Wilmington, DC, and Parkersburg, WV:DuPont (2 Sep 2004). Available: http://www2.dupont.com/Media_Center/en_US/news_releases/2004/nr09_09_04.html [accessed 29 Dec 2011].
44. C8 Science Panel. Probable Link Evaluation of Pregnancy Induced Hypertension and Preeclampsia (5 Dec 2011). Available: http://www.c8sciencepanel.org/pdfs/Probable_Link_C8_PIH_5Dec2011.pdf [accessed 29 Dec 2011].
45.
Holtcamp W..
Pregnancy-induced hypertension "probably linked" to PFOA contamination. *Environ Health Perspect* 120(2):A59. 2012.
<http://dx.doi.org/10.1289/ehp.120-a59>
46.
Hines EP, et al.
Phenotypic dichotomy following developmental exposure to perfluorooctanoic acid (PFOA) in female CD-1 mice: Low doses induce elevated serum leptin and insulin, and overweight in mid-life. *Mol Cell Endocrinol* 304(1-2):97-105. 2009.
<http://dx.doi.org/10.1016/j.mce.2009.02.021>
47.
Enriori PJ, et al.
Leptin resistance and obesity. *Obesity* 14:254S-258S. 2006. <http://dx.doi.org/10.1038/oby.2006.319>
48. NTP. NTP Workshop: Role of Environmental Chemicals in the Development of Diabetes and Obesity [website]. Research Triangle Park, NC:National Toxicology Program, National Institute of Environmental Health Sciences (updated 14 Sep 2011). Available: <http://ntp.niehs.nih.gov/?objectid=49E4B077-C108-8BBA-25B2F05DE614C9C4> [accessed 29 Dec 2011].
49. CDC. Defining Overweight and Obesity [website]. Atlanta, GA:Centers for Disease Control and Prevention (updated 21 Jun 2010). Available: <http://www.cdc.gov/obesity/defining.html> [accessed 29 Dec 2011].
50. CDC. About BMI for Children and Teens [website]. Atlanta, GA: Centers for Disease Control and Prevention (updated 13 Sep 2011). Available: http://www.cdc.gov/healthyweight/assessing/bmi/childrens_BMI/about_childrens_BMI.html [accessed 29 Dec 2011].
-

[Return](#)



FOR IMMEDIATE RELEASE

January 17, 2012

4:36 PM

CONTACT: Center for Biological Diversity

Mollie Matteson, (802) 318-1487

Scientists Estimate Up to 6.7 Million Bats Dead From Fast-spreading Disease

WASHINGTON - January 17 - A mysterious, fast-moving disease has now killed as many as 6.7 *million* bats in North America over the past six years, according to an estimate released today by bat biologists. The new estimate is dramatically higher than the previous one, dating from 2009, that white-nose syndrome had killed 1 million bats on the continent. The disease was first discovered in upstate New York in 2006 and has spread from Nova Scotia to Tennessee, infecting bat colonies in 16 states and four provinces.

"This number confirms what people working on white-nose syndrome have known for a long time — that bats are dying in frighteningly huge numbers and several species are hurtling toward the black hole of extinction," said Mollie Matteson with the Center for Biological Diversity, which has filed several petitions to save bats and stem the spread of the disease. "We have to move fast if we're going to avoid a complete catastrophe for America's bats."

The new mortality estimate — which ranges from 5.7 million to 6.7 million — was agreed upon by biologists who met last week at the Northeast Bat Working Group's annual meeting in Pennsylvania, one of the states hit hardest by the bat die-off. The grim figure follows recent news that a few surviving bats were confirmed in Vermont this past summer — a discovery that had buoyed hopes that some individuals may have resistance to the devastating disease, meaning they could possibly form the nucleus of a future recovery effort. Overall populations of affected bat species in places like Vermont, New York, Pennsylvania and other parts of the Northeast are down 70 percent to 98 percent since 2006, which also makes the populations more vulnerable to other threats, such as habitat loss, human persecution and environmental contaminants.

The outbreak is the worst wildlife disease epidemic in North America's history. Congress recently directed the Department of the Interior to allot \$4 million for research and management of the disease.

"America's bats are in the throes of an unprecedented crisis and some species face the very real prospect of extinction," Matteson said. "While it's heartening to see some money allocated for white-nose syndrome, today's new mortality estimates are a wake-up call that we need to do more, and fast."

White-nose syndrome has affected six bat species so far; it kills them during their hibernation period, when they occupy caves and mines in a state of "suspended animation." The affected bats are insect eaters; their hibernation is a response to a lack of prey available during the winter months. The loss of so many bug-eating bats has likely had

an impact on insect populations, including those that are pests on crops. Scientists have estimated that bats save farmers between \$3.7 billion and \$53 billion per year on pesticides that did not have to be used on crops like corn, cotton, vegetables and fruit because of the help bats give. Since the bat disease has only shown up in the Midwest and South in the last couple of years, the full effects of declining bat numbers on regions more strongly dominated by agriculture than the Northeast may take some time to show up.

The South and Midwest contain some of the largest and most diverse bat colonies in the world. Already one federally endangered bat has been hit by the disease; the Indiana bat has declined by 70 percent in the Northeast since 2006, though it had been on an upward trajectory in that region before the onset of the disease. Scientists fear that as white-nose syndrome spreads in the Midwest, the species' core range, the total population of Indiana bats could plummet. Other bat species are at risk too, and three are currently under review by the U.S. Fish and Wildlife Service for addition to the endangered species list due to the threat posed by white-nose syndrome.

For more information, go to SaveOurBats.org.

###

At the Center for Biological Diversity, we believe that the welfare of human beings is deeply linked to nature - to the existence in our world of a vast diversity of wild animals and plants. Because diversity has intrinsic value, and because its loss impoverishes society, we work to secure a future for all species, great and small, hovering on the brink of extinction. We do so through science, law, and creative media, with a focus on protecting the lands, waters, and climate that species need to survive.

Center for Biological Diversity Links:

[Home](#) [Press Center](#)

Comments are closed

Article printed from www.CommonDreams.org

Source URL: <http://www.commondreams.org/newswire/2012/01/17-7>



Advancement of Integrated Pest Management in University Housing

Kevyn J. Juneau,¹ Norman C. Leppla,² and A. Wayne Walker³

¹School of Forest Resources and Environmental Science, Michigan Technological University, 1400 Townsend Drive, Houghton, MI 49931.

²Corresponding author, Entomology and Nematology, Department, University of Florida, P.O. Box 110620, Gainesville, FL 32611-0620 (e-mail: ncleppla@ufl.edu).

³Department of Housing and Residence Education, University of Florida, P.O. Box 112100, Gainesville, FL 32611-2100.

J. Integ. Pest Mngmt. 2(3): 2011; DOI: <http://dx.doi.org/10.1603/IPM10011>

ABSTRACT. Research was conducted in collaboration with the University of Florida (UF), Department of Housing and Residence Education (DOHRE) to assess and advance the campus integrated pest management (IPM) program they initiated in 2003. Beginning in 2008, the UF, DOHRE advanced IPM program was based on resident education, periodic inspection, and a systematic decision-making process whereby apartments were monitored, pests identified, action thresholds determined, and safe and effective pest management options used. The continuously improved process began with pest management methods based on resident behavior, such as sanitation and pest exclusion accomplished by the residents, accompanied by physical controls, including barriers installed by maintenance personnel and pest control devices maintained by DOHRE IPM technicians. If pest problems persisted, low risk materials were used, for example, dishwashing detergent solutions, boric acid, diatomaceous earth, bait stations, and botanical or microbial insecticides. There was a significant improvement in pest prevention behavior of the residents after the 2008 DOHRE IPM education and inspection campaign; however, there was no change in the already low annual number of pest complaints. From 2003 through 2008, ants were the most common pest reported, followed in order by cockroaches, stored product pests, and termites. The amount of insecticide active ingredient used per year decreased by $\approx 92\%$, virtually eliminating the use of hydramethylnon, borate, desiccants, organophosphates, fipronil, and pyrethroids. Further advancements can be made in campus IPM by increasing resident education and DOHRE IPM technician training, and the level of pest preventative inspection and maintenance.

Key Words: urban IPM; insecticides; pest insects

As in agriculture, urban IPM is a systematic approach to managing pests based on long-term prevention or suppression by a variety of methods that are cost effective and minimize risks to human health and the environment (Lewis et al. 1997, USDA 2004). Urban pests can just be a nuisance or cause significant health problems, damage to buildings, and additional economic losses because of food contamination, diminished esthetics, and pest management costs. The use of insecticides to manage urban pests also can have negative consequences, such as environmental pollution and adverse health effects for humans and animals (Buckley 2000, Alarcon et al. 2005). By systematically practicing sustainable urban IPM, risks associated with pests and pesticides can be minimized (IPM Institute 2011).

Urban IPM, developed by incorporating many of the established concepts of agricultural IPM (Stern et al. 1959), integrated biotic and abiotic factors, including the appropriate use of pesticides. Concepts, such as scouting, accurate pest identification, action thresholds, and conservation of natural controls were adapted for use in structural and landscape pest management (Flint et al. 1991). As urban IPM advanced, education became a key factor in preventing pest infestations, improving sanitation, and increasing tolerance of nonrisk pests (Byrne et al. 1984, Robinson and Zungoli 1985, Greene and Breisch 2002). Today, the goal of urban IPM is to manage pests primarily by prevention and elimination of their access to food, water and harborages, along with changing human behavior. Low-risk insecticides are used only when necessary and rarely those with the signal words “warning” or “danger” indicated on their U.S. Environmental Protection Agency (EPA) labels. Insecticide use in urban housing and associated health risks (Buckley 2000, Alarcon et al. 2005) can be minimized by instituting IPM based on low-risk practices that maintain pests at very low levels (Williams et al. 2006).

Universities often have campus IPM programs at some stage of development but rarely obtain, analyze and publish data on their methods, materials, experiences, and successes. IPM studies have been conducted in public housing (Greene and Breisch 2002) but most were restricted to low income units primarily in inner-city neighbor-

hoods (Rosenstreich et al. 1997, Campbell et al. 1999, Brenner et al. 2003, Williams et al. 2006, Peters et al. 2007). We are not aware of a published study on the effectiveness of an IPM program in university graduate student and family housing, even though ≈ 2.4 million students live in college and university housing nationwide (U.S. Census Bureau 2009). The purpose of this research was to document, assess and advance the University of Florida (UF) Department of Housing and Residence Education (DOHRE) IPM program after its first 5 years, 2003–2008. Specific objectives in maintaining UF, DOHRE properties with minimal exposure of residents to pests and pesticides were to (1) educate residents about pests and pest prevention, (2) assess pest problems systematically to determine the best IPM options, (3) base IPM actions on accurate identification of pests, knowledge of their biology, and reasonable thresholds, and (4) increase the effectiveness of the IPM program.

Materials and Methods

The DOHRE began using basic IPM practices for UF housing and residence halls in 2003, including routine apartment inspections, sanitation requirements, requests for maintenance to UF Facilities Management, and use of low-risk insecticides and baits. Low-risk products had the signal word “caution” on their EPA labels. To advance the initial UF, DOHRE IPM program, all bait stations for ants and cockroaches were removed from the apartments and prophylactic insecticide treatments were discontinued. In 2008, we instituted the following: a written IPM policy, a dedicated IPM specialist trained at UF, prescribed pest prevention practices, education of residents about insects, a pest monitoring system, accurate pest identification, an electronic pest complaint procedure, a rapid response and collaborative decision-making process, preferential use of nonchemical pest management methods, application of low-risk insecticides if necessary, continuous IPM program evaluation, and comprehensive record keeping. The advanced DOHRE IPM program has been documented in a training manual that describes how to institutionalize IPM, pre-

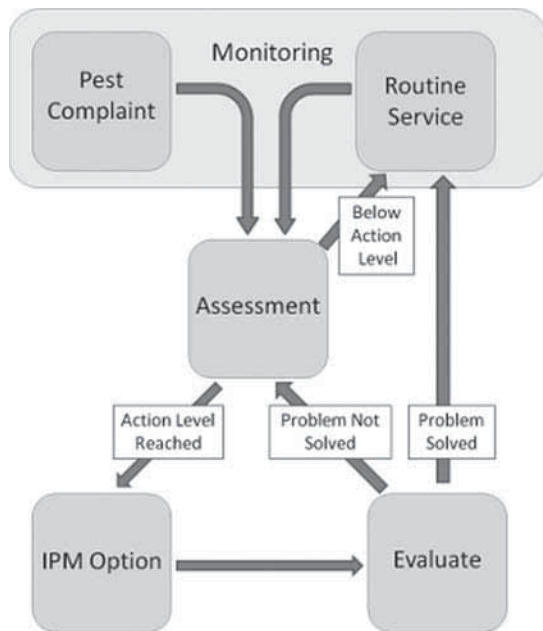


Fig. 1. The IPM decision-making process developed between initiation of the IPM program on 1 January 2003 and its advancement in 2008. The process begins with either a pest complaint by a resident or pest sighting during a routine service inspection. The potential infestation is assessed and appropriate action taken if a threshold is reached. The outcome is evaluated and additional action taken if warranted or monitoring is resumed.

vent pest problems, and select pest-specific IPM options (Juneau et al. 2009).

The systematic DOHRE IPM decision-making process is based on experience gained from 2003 to 2008 (Fig. 1). IPM actions begin with a pest complaint (pest management request) submitted by a resident or a pest sighting by a DOHRE IPM technician during routine service. In either case, the pest is identified and a thorough assessment made to determine if it has reached a level of abundance or caused damage that

triggers an IPM action. General action thresholds for the pests encountered in UF housing and residence halls were indicated in the IPM training manual (Juneau et al. 2009). Continued monitoring, perhaps with an increased frequency of inspection, is the only requirement if the action level has not been reached. Above the action threshold, IPM options are selected by the DOHRE senior IPM technician in consultation with the residents based on their effectiveness, safety, and cost. Examples of safe options are modifications to the physical environment, changes in resident behavior, animal traps with finger guards, and the judicious use of reduced risk insecticides (EPA 2011) to mitigate pest infestations. A subsequent evaluation is made to determine if the pest problem has been solved; if not, the IPM actions are reassessed. This decision-making process has two feedback loops to monitoring: (1) monitoring—assessment—below action level—continued monitoring and (2) monitoring—assessment—above action level—IPM options—evaluation—problem not solved—reassessment. Eventually, if the pest is no longer apparent or causing damage, continued monitoring is the only required IPM action.

Study Location. In collaboration with DOHRE, an ≈50-year-old U.S. Department of Housing and Urban Development (HUD) apartment complex located on the UF main campus in Gainesville, FL, was selected to serve as the study site. The complex consisted of 28 residential buildings encompassing 220 apartments and one additional support building containing a common area for residents, an office, and a laundry room. Twenty-seven of the residential buildings each had two 1-bedroom and two 2-bedroom apartments downstairs and upstairs. Another building had four 1-bedroom apartments. The complex housed single graduate students and both married undergraduate and graduate students and their families. Most of the residents were international students with a wide range of living habits and attitudes about pests and pest management.

Resident Education. The DOHRE senior IPM technician provided a 1-hour verbal orientation for new residents of the apartment complex at the beginning of the spring semester in January 2008. During an evening, the new residents gathered as a group in the common area to learn about pest prevention and associated apartment inspection criteria (Table 1). They were encouraged to contact DOHRE for pest management services, rather than attempt to control pests with over-

Table 1. Improvement in inspection criteria between the first (Mar. 11–April 11, 2008) and second (Jan. 5–26, 2009) inspection ($n = 155$ apartments)

Inspection criteria	Number of deficiencies		% Improvement
	First inspection	Second inspection	
1. Outdoor pest harborage	18	7	-11 (61.1%)
2. Screen door open	39	40	1 (-2.6%)
3. Odor in apartment	36	26	-10 (27.8%)
4. Mold present	45	1	-44 (97.8%)
5. Carpet in poor condition	1	1	0
6. Garbage cans not covered	113	77	-36 (31.9%)
7. Garbage spilled around can	15	6	-9 (60.0%)
8. Food stored open on counter	75	44	-31 (41.3%)
9. Food stored in rooms not kitchen	15	12	-3 (20.0%)
10. Rotting food present	15	11	-4 (26.7%)
11. Kitchen sink dirty	16	9	-7 (43.8%)
12. Kitchen floor dirty	14	8	-6 (42.9%)
13. Kitchen counters dirty	14	12	-2 (14.3%)
14. Kitchen cabinets cluttered	13	4	-9 (69.2%)
15. Food spills in kitchen cabinets	44	23	-21 (47.7%)
16. Bathroom sink or tub dirty	9	2	-7 (77.8%)
17. Bathroom floor dirty	7	1	-6 (85.7%)
18. Carpet dirty	12	7	-5 (41.7%)
19. Clutter throughout apartment	16	15	-1 (06.3%)
20. Stove dirty	6	1	-5 (83.3%)
21. Under refrigerator dirty	23	14	-9 (39.1%)
22. Improper food containment	70	75	5 (07.1%)
23. Poor general organization	18	11	-7 (38.9%)
Net improvement in IPM	634	407	-227 (35.8%)

the-counter pesticides. As an alternative to insecticides, a 1-liter spray bottle was provided to each household with instructions on how to mix a 6% solution of dishwashing detergent. Household cleaners, including detergents, have been shown to kill insects on contact (Baldwin and Koehler 2007) and can be used to remove insects, pheromone trails, frass, and associated debris. The residents received additional IPM information and instruction during routine inspections and in response to pest complaints. They also were given educational brochures produced for the DOHRE IPM program: Bed Bug Prevention, Tips to Keep Pests Out of an Apartment, Extended Vacation Checklist, Campus Gardening, and Identification of Common Insect Pests in UF Housing (Juneau 2009). These documents were e-mailed to the residents, linked to their on-line newsletter, The Villager, placed in the apartment complex common areas, and made available on the IPM Florida Web site (<http://ipm.ifas.ufl.edu>).

Apartment Inspections. An initial inspection of apartments was conducted between March 11 and April 11, 2008, followed by another during January 5–26, 2009. Vacant apartments and those with new residents during the second inspection were not included in the study. The final 155 apartments were inspected for pest-conducive physical defects and deficiencies in resident behavior based on 23 criteria (Table 1). There were 11 types of maintenance problems, including cracks or holes in walls, window screens not secured, windows not sealed, inadequate door sweeps or seals, improper gutter drainage, walls with evidence of water leaks, improper escutcheon plate installation, condensation on plumbing, pipe leaks, inadequate ventilation, and cracks or holes in the ceiling. The number and types of resident behavioral deficiencies and physical defects were recorded during the initial and subsequent inspection for each apartment. Changes in inspection criteria were analyzed with a paired *t*-test using JMP 7.0 (SAS Institute 2007).

Pest Complaints. Pest complaints had been recorded for each of the 220 apartments since January 1, 2003. These and subsequent complaints during this study were grouped by the most abundant pest types or listed as unknown, including spiders, mites, booklice, bed bugs, mice, mosquitoes, and wasps. The data were totaled for each pest type by month and a time series analysis was used to determine possible seasonal patterns. The numbers of pest complaints also were compared before and after resident IPM education and apartment inspections were intensified in January 2008. Pest complaints were used as a proxy because there were no historical records of the exact numbers of specific kinds of pests present in the apartments. Because many pests were not reported, complaints served as a conservative estimate of the actual pest exposure for the residents. The pest complaint data were analyzed as a time series using JMP 7.0 (SAS Institute 2007).

Insecticide Applications. DOHRE insecticide use records included the apartment numbers, product names and amounts, and application dates. Monthly data from January 1, 2003 to December 3, 2008 were analyzed by comparing the weight (mass) of active ingredients in insecticide products across widely varying formulations. Records for each apartment were kept on the total weight of active ingredients for solid and gel formulations but only on the volume applied for liquids and aerosols. Because these liquid products are almost all water, the mass of each was estimated by first multiplying its specific gravity (SG) derived from the Material Safety Data Sheet (MSDS) by the density of water (1 g/ml) to determine the density of the product. The density of a product was then multiplied by its volume to determine its mass. The percentage of active ingredient in each solid, gel, liquid, and aerosol product is listed on the EPA label, so the percentage times the mass of the product yielded an estimate of the mass of active ingredient:

$$\text{Density}_{\text{product}} = \text{Specific Gravity}_{\text{product}} \times \text{Density}_{\text{water}}$$

$$\text{Mass}_{\text{product}} = \text{Volume}_{\text{product}} \times \text{Density}_{\text{product}}$$

$$\text{Mass}_{\text{active ingredient}} = \text{Mass}_{\text{product}} \times \% \text{ Active Ingredient in the Product}$$

The insecticides were grouped according to class (Kegley et al. 2008) and the mass of active ingredients applied in each class was totaled monthly.

Results

Resident Education and Apartment Inspections. The UF, DOHRE IPM resident education and apartment inspection campaign improved pest prevention practices within the first year. Residents should have learned about proper food storage and sanitation from the orientation meeting and brochures provided in January 2008. However, the first inspections conducted in March through April 2008 revealed that they still had major shortcomings in their pest prevention behavior (Table 1). The apartment inspections reinforced the importance of sanitation and other pest prevention practices. During the second inspections in January 2009, the average number of deficiencies in inspection criteria per apartment decreased significantly from 4.14 ± 0.27 to 2.65 ± 0.22 (mean \pm SD; $n = 155$; paired *t*-test, $t = 5.29$; $P < 0.0001$). The maintenance defects remained unchanged from 2.85 ± 0.14 to 2.86 ± 0.14 . IPM cleaner solution spray bottles were present in all 155 apartments; however, the number of apartments with over-the-counter insecticides was reduced only from 57 to 52. DOHRE IPM technicians could conduct routine apartment inspections but did not have the authority to require residents to discard insecticides they had purchased.

The apartments were evaluated for all 23 inspection criteria during both the first and second inspection (Table 1). For the first inspection, 634 deficiencies were observed but the number declined to 407 for the second inspection, a 35.8% overall improvement. Decreases occurred in all but two of the inspection criteria, screen door open and improper food containment. There were 12 major deficiencies, those in $>15\%$ of the apartments, during the first inspection. These included outdoor pest harborage, screen door open, odor in apartment, mold present, garbage cans not covered, food stored open on counter, kitchen sink dirty, food spills in kitchen cabinets, clutter throughout apartment, under refrigerator dirty, improper food containment, and poor general organization. Of the entire set of 23 deficiencies, all except five were reduced by $>25\%$, including screen door open, food stored in rooms not kitchen, kitchen counters dirty, clutter throughout apartment, and improper food containment. Nevertheless, the percentage of apartments with screen door open, garbage cans not covered, food stored open on counter, and improper food containment remained unacceptable.

Pest Complaints. There was no overall pattern in the annual number of pest complaints preadvancement (2003–2007) and postadvancement (2008) of the IPM program (Fig. 2). However, complaints about ants and cockroaches appeared to increase after 2005, as did complaints for all pest types in 2008, except stored product pests. The mean \pm SD numbers of monthly pest complaints recorded for 72 months from 2003 to 2008 were ants (4.03 ± 0.53), cockroaches (1.38 ± 0.16), stored product pests (0.21 ± 0.05), termites (0.31 ± 0.09), and unknown (1.0 ± 0.13).

There were 290 complaints involving ants, the major pest being the dark rover ant, *Brachymyrmex patagonicus* Mayr (Hymenoptera: Formicidae), an adventive species from South America. Though not statistically significant ($P = 0.09$, autocorrelation = 0.314), ant complaints appeared to have a 12 month cycle with increases during the summer months and decreases during the winter (Juneau 2009). There was a peak in ant complaints during May 2008 probably resulting from ants being disrupted by the installation of high-speed Internet cables. Trenching around buildings redistributed the soil and created a barrier to foraging that forced ants indoors. In response to these complaints, the ants were treated almost exclusively with a borate and honey bait formulation. Inside apartments, the ants accumulated most often in kitchens. They were observed entering through air conditioning ducts and cracks in the drywall. Although we did not open walls to follow the trails, large colonies of *B. patagonicus* previously had

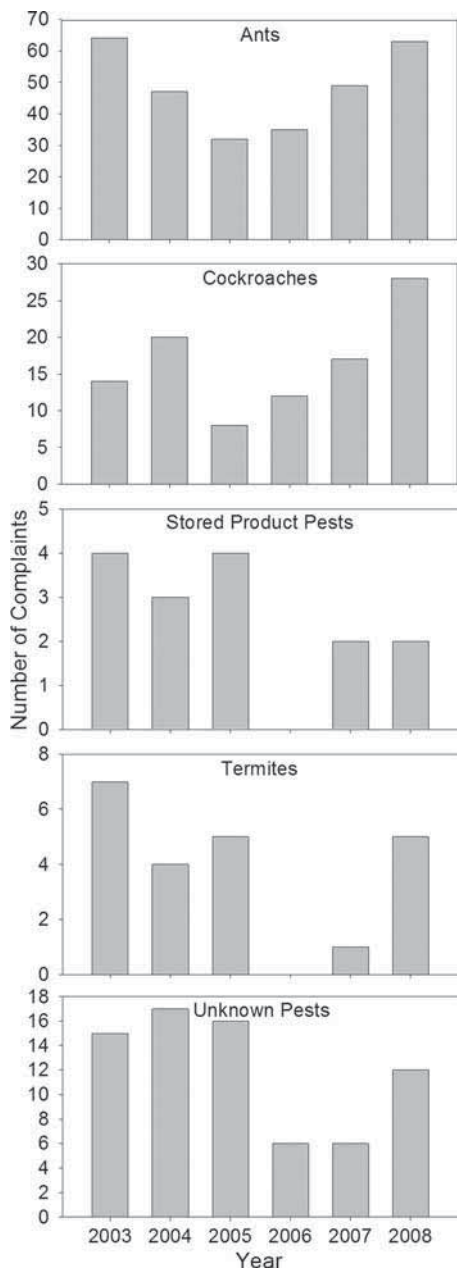


Fig. 2. The total number of pest complaints per year for each of the pest types from 220 apartments preadvancement (2003–2007) and postadvancement (2008) of the IPM program.

been discovered in bathroom and kitchen walls when apartments were renovated. These ants have been reported to nest inside walls (MacGown et al. 2007).

There were 99 complaints about cockroaches from January 2003 to December 2008 with no distinction between the two combined species, the German cockroach, *Blattella germanica* L., and American cockroach, *Periplaneta americana* L. (Blattodea: Blattellidae). The complaints were not cyclic because German and American cockroaches are domestic and peridomestic, respectively (Hagenbuch et al. 1988, Atkinson et al. 1990), and are only indirectly affected by outdoor weather. The relative abundance of the two cockroach species was not noted. Complaints about cockroach infestations increased in 2008 but remained infrequent regardless of deficiencies in apartment sanitation. The presence of food, water, and harborages supports cockroach infestations (Schal 1988), so increased sanitation possibly could reduce the number of complaints.

The remainder of the pest complaints involved stored product pests (15), subterranean termites (Isoptera: Rhinotermitidae) (9), drywood termites (Isoptera: Kalotermitidae) (13), and unknown (72). Complaints about stored product pests were intermittent and the unidentified insects were discarded with the contaminated food. Termite infestations were uncommon and various kinds of unknown pests were handled on a case by case basis.

Insecticide Applications. The classes of insecticides used at the apartment complex in 2003–2004 were primarily amidinohydrazone (hydramethylon), borate (boric acid), desiccants (silica gel and diatomaceous earth), and an organophosphate used to exterminate drywood termites (Fig. 3). Borate and desiccant insecticides were used to control ants, cockroaches, and other crawling insects. After 2004, EPA registrations were discontinued for most organophosphates. During 2004–2005, formulation of cockroach baits changed from hydramethylon to fipronil, a pyrazole. This decreased the weight of active ingredient necessary to treat for cockroaches in 2006 because the proportion of fipronil per product (0.05%) is less than hydramethylon (2%). Mosquitoes that rested in stairwells were treated with pyrethroids beginning in 2004 but only minor amounts of hydramethylon, silica gel and bifenthrin have been used at the apartment complex since 2006. Synergists and an insect growth regulator were used infrequently and therefore not included in the analysis. In 2007, trench and rod applications of an insecticide product containing fipronil were made around the apartment buildings to control subterranean termites. Pyrethroids continued to be the predominant insecticides applied because their formulations are effective, easy to use, repellent, and labeled for use on many insects.

The amount of insecticides used per year increased from 1952.45 g in 2003–4318.60 g in 2005, and then decreased to 155.61 g in 2008 as the advanced IPM program was implemented (Fig. 4). The switch from applying insecticides routinely to addressing only identified pest problems accounted for most of the subsequent low quantity and intermittent use of these chemicals. After spring 2008, borates and other desiccants were no longer routinely placed in wall voids, under cabinets, and throughout the kitchens, and all baits were removed from the apartments. There was a bed bug, *Cimex lectularius* L. (Hemiptera: Cimicidae), infestation in June 2008 that warranted the use of a desiccant and pyrethroid (Fig. 3). These insecticides were confined inside wall voids, behind baseboards, and in cracks and crevices. In conjunction with the insecticides, a heat treatment shown to kill bed bugs (Pereira et al. 2009), was used for sensitive items, such as a mattress and box springs, bedding, furniture, and clothing. From September to November 2008, a hydramethylon product was used to eliminate potentially harmful red imported fire ants, *Solenopsis invicta* Buren (Hymenoptera: Formicidae). Also in 2008, there were many complaints about ants, requiring applications of a boric acid and honey bait.

Discussion

This research documented and advanced the IPM policies and practices instituted by UF, DOHRE for the buildings and grounds they manage. As a result, DOHRE IPM technicians are trained to assess pest problems systematically, determine the best IPM options in consultation with the residents, and base their actions on accurate identification of pests, knowledge of pest biology, and reasonable thresholds (Juneau et al. 2009). Thresholds are reached before appropriate IPM options are selected, ranging from nonchemical methods and, if necessary, the use of effective, low risk insecticides. Nonchemical methods include exclusion, sanitation, trapping, or perhaps tolerating the pest. If insecticides become necessary, they are applied after the residents are notified and during appropriate times to maximize their effectiveness and protect human health and the environment. Low-risk products are selected and placed in locations where human exposure is minimal. All insecticides are handled according to state and federal laws and there are no routine, periodic applications.

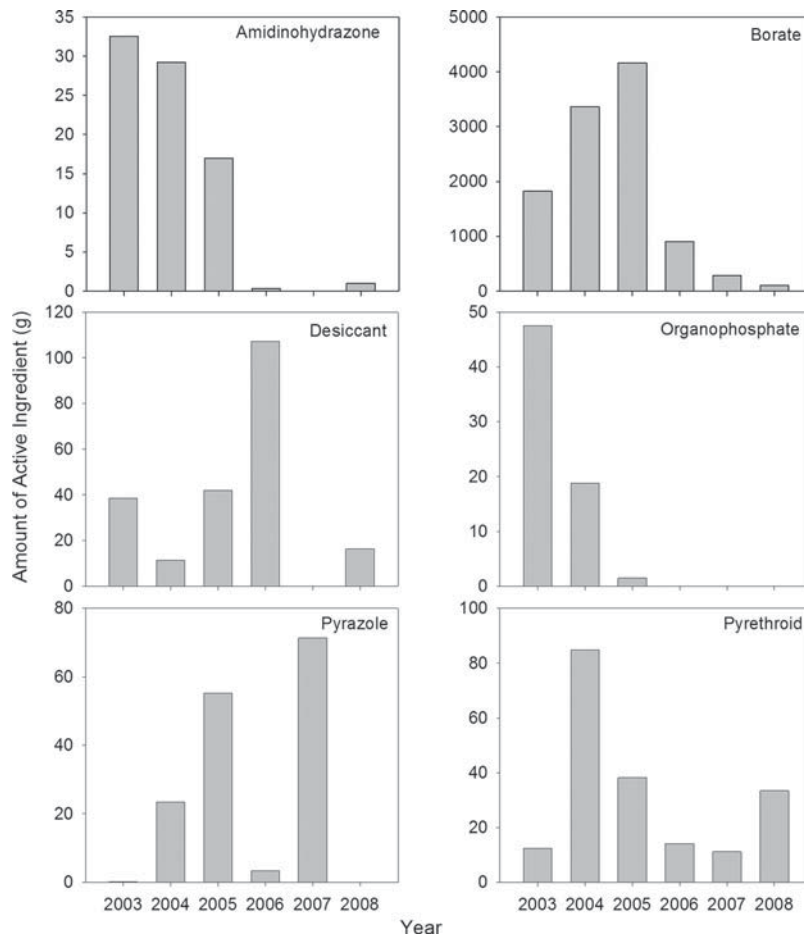


Fig. 3. The average amount (weight) of insecticide active ingredient in indicated classes used each year from 2003 to 2008.

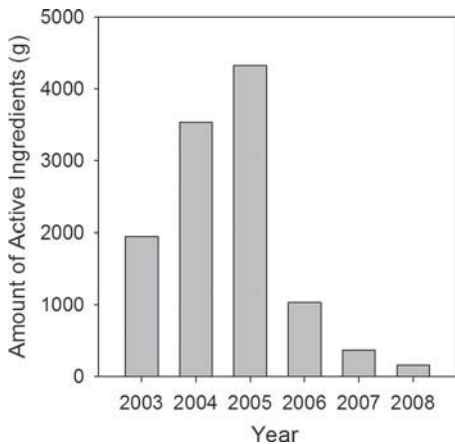


Fig. 4. The total amount (weight) of insecticide active ingredients used per year between 2003 and 2008.

The DOHRE IPM technicians and residents cooperate in determining that the IPM options they select are acceptable and effective in eliminating pest infestations.

The DOHRE IPM program for university housing achieved the goal of minimizing exposure of residents to pests and pesticides by altering the behavior of both residents and DOHRE IPM technicians. An IPM policy was instituted that emphasized education about pests and pest prevention. In a related pilot study, a brief educational session and booklet influenced residents to accept and comply with an IPM program (Campbell et al. 1999). In our study, residents improved their sanitation and food handling practices significantly after receiving

verbal guidance, associated written IPM educational materials, and thorough apartment inspections. However, after nearly a year of the advanced DOHRE IPM program, many of the residents still provided insects access through open screen doors, continued to have unacceptable odors and clutter throughout their apartments, and did not store food properly. Several years may be required to reduce the number and kinds of pests infesting the apartments, as in previous studies of public buildings (Greene and Breisch 2002). Further reductions are possible, however, because residents will receive IPM instruction repeatedly during their 3- to 6-year educational programs. It has been shown that continuing education is essential for changing attitudes about the presence of arthropods and implementing an urban pest management program (Byrne et al. 1984).

The public wants a pest-free environment but prefers pest management practices that minimize the use of pesticides (Potter and Bessin 1998). The UF, DOHRE IPM program is designed to achieve this goal. It effectively maintained minimal pest levels, indicated by a continuous low number of pest complaints, while decreasing the amount of insecticide applied by 92%. From 2005–2008, cockroach and ant complaints averaged less than two and five per month, respectively, for 220 apartments. The number of pest complaints fluctuated widely as the IPM program advanced and additional reductions may not be achievable. Pest complaints involve attitudes about pests and pesticides, as well as the level of pest exposure (Byrne et al. 1984, Potter and Bessin 1998). The use of amidinohydrazone, borate, and desiccant insecticides was minimized and organophosphate and pyrazole insecticides were eliminated. Conversely, pyrethroids were used in relatively large quantities, although less frequently. Active ingredients should be rotated to reduce the probability that the pests develop insecticide resistance or avoidance. The IPM program re-

cently achieved Green Shield certification (IPM Institute 2011) but can be improved further by increasing communication and cooperation between the residents, DOHRE IPM technicians, and Facilities Management.

Acknowledgments

We thank Norbert Dunkle, Terry McDonald, and other personnel of UF, DOHRE for their guidance and use of their facilities. The faculty, staff and students of the UF, Entomology and Nematology Department contributed technical assistance. Funding was provided by USDA, NIFA through IPM Florida and a Steinmetz Endowment to the UF, Entomology and Nematology Department. Expert reviews of the manuscript were contributed by Phil Koehler and Carrie Kopliska-Loehr. Dan Hahn assisted with presentation of the data.

References Cited

- Alarcon, W. A., G. M. Calvert, J. M. Blondell, L. N. Mehler, J. Sievert, M. Propeck, D. S. Tibbetts, A. Becker, M. Lackovic, S. B. Soileau, R. Das, J. Beckman, D. P. Male, C. L. Thomsen, and M. Stanbury. 2005. Acute illnesses associated with pesticide exposure at schools. *Journal of the American Medical Association* 294: 455–465.
- Atkinson, T. H., P. G. Koehler, and R. S. Patterson. 1990. Annotated checklist of the cockroaches of Florida (Dictyoptera: Blattaria: Blattellidae, Polyphagidae, Blattellidae, Blaberidae). *Florida Entomologist* 73: 303–327.
- Baldwin, R. W., and P. G. Koehler. 2007. Toxicity of commercially available household cleaners on cockroaches, *Blattella germanica* and *Periplaneta americana*. *Florida Entomologist* 90: 703–709.
- Brenner, B. L., S. Markowitz, M. Rivera, H. Romero, M. Weeks, E. Sanchez, E. Deych, A. Garg, J. Godbold, M. S. Wolff, P. J. Landrigan, and G. Berkowitz. 2003. Integrated pest management in an urban community: a successful partnership for prevention. *Environmental Health Perspectives* 111: 1649–1653.
- Buckley, J. D., A. T. Meadows, M. E. Kadin, M. M. Le Beau, S. Siegel, and L. L. Robinson. 2000. Pesticide exposures in children with non-Hodgkin lymphoma. *Cancer* 89: 2315–2321.
- Byrne, D. N., E. H. Carpenter, E. M. Thoms, and S. T. Cotty. 1984. Public attitudes toward urban arthropods. *Bulletin of the Entomological Society of America* 30: 40–44.
- Campbell, M. E., J. J. Dwyer, F. Goettler, F. Ruf, and M. Vittiglio. 1999. A program to reduce pesticide spraying in the indoor environment: evaluation of the “roach coach” project. *Canadian Journal of Public Health* 90: 277–81.
- (EPA) U. S. Environmental Protection Agency. 2011. Reducing Pesticide Risk. U. S. Environmental Protection Agency, Washington DC. (<http://www.epa.gov/opp00001/health/reducing.htm>).
- Flint, M. L., S. Daar, and R. Molinar. 1991. Establishing integrated pest management policies and programs: a guide for public agencies. University of California IPM Publication 12. University of California, Davis, CA. (<http://ucanr.org/freepubs/docs/8093.pdf>).
- Greene, A., and N. L. Breisch. 2002. Measuring integrated pest management programs for public buildings. *Journal of Economic Entomology* 95: 1–13.
- Hagenbuch, B. E., P. G. Koehler, R. S. Patterson, and R. J. Brenner. 1988. Peridomestic cockroaches (Orthoptera: Blattellidae) of Florida: their species composition and suppression. *Journal of Medical Entomology* 25: 277–380.
- IPM Institute of North America. 2011. IPM 2015, reducing pest problems and pesticide hazards in our nations schools. IPM Institute of North America, Inc., Madison, WI. (http://www.ipminstitute.org/school_ipm_2015/resources.htm).
- Juneau, K. J., J. L. Gillett-Kaufman, N. C. Leppla, K. W. Martin, and A. W. Walker. 2009. Integrated pest management policy and treatment options for university housing. University of Florida, Institute of Food and Agricultural Sciences, Extension publication, Gainesville, FL. (<http://ipm.ifas.ufl.edu>).
- Juneau, K. J. 2009. Integrated pest management in University of Florida structures and landscapes. M.S. thesis, University of Florida, Gainesville, FL.
- Kegley, S. E., B. R. Hill, S. Orme, and A. H. Choi. 2008. PAN pesticide database. Pesticide action network of North America. San Francisco, CA. (<http://pesticideinfo.org>).
- Lewis, W. J., J. C. van Lenteren, S. C. Phatak, and J. H. Tumlinson. 1997. A total system approach to sustainable pest management. *Proceedings of the National Academy of Science* 94: 12243–12248.
- MacGown, J. A., J. V. G. Hill, and M. A. Deyrup. 2007. *Brachymyrmex patagonicus* (Hymenoptera: Formicidae), an emerging pest species in the southeastern United States. *Florida Entomologist* 90: 457–464.
- Pereira, R. M., P. G. Koehler, M. Pfister, and W. Walker. 2009. Lethal effects of heat and use of localized heat treatment for the control of bed bug infestations. *Journal of Economic Entomology* 102: 1182–1188.
- Peters, J. L., J. I. Levy, M. L. Mulienberg, B. A. Coull, and J. D. Spengler. 2007. Efficacy of integrated pest management in reducing cockroach allergen concentrations in urban public housing. *Journal of Asthma* 44: 455–460.
- Potter, M. F., and R. T. Bessin. 1998. Pest control, pesticides, and the public: attitudes and implications. *American Entomologist* 44: 142–147.
- Robinson, W. H., and P. A. Zungoli. 1985. Integrated control program for German cockroaches (Dictyoptera: Blattellidae) in multiple-unit dwellings. *Journal of Economic Entomology* 78: 595–598.
- Rosenstreich, D. L., P. Eggleston, M. Kattan, D. Baker, R. G. Slavin, P. Gergen, H. Mitchell, K. McNiff-Mortimer, H. Lynn, D. Ownby, and F. Malveaux. 1997. The role of cockroach allergy and exposure to cockroach allergen in causing morbidity among inner-city children with asthma. *New England Journal of Medicine* 336: 1356–1363.
- SAS Institute. 2007. JMP statistical software, version 7.0.2 for windows. SAS Institute. Cary, NC.
- Schal, C. 1988. Relation among efficacy of insecticides, resistance levels, and sanitation in the control of the German cockroach (Dictyoptera: Blattellidae). *Journal of Economic Entomology* 81: 536–544.
- Stern, V. M., R. F. Smith, R. van den Bosch, and K. S. Hagen. 1959. The integrated control concept. *Hilgardia* 29: 81–101.
- U. S. Census Bureau. 2009. S2601B. Characteristics of the group quarters population by group quarters type, 2007–2009 American community survey 3-year estimates, college/university housing. U.S. Census Bureau, Washington DC. (http://factfinder.census.gov/servlet/STTable?_bm=y&-geo_id=01000US&-qr_name=ACS_2007_3YR_G00_S2601B&-ds_name=ACS_2007_3YR_G00_).
- (USDA) U.S. Department of Agriculture. 2004. National roadmap for integrated pest management. U. S. Department of Agriculture, National Institute of Food and Agriculture, Integrated Pest Management, Washington DC. (http://www.csrees.usda.gov/nea/pest/in_focus/ipm_if_roadmap.html).
- Williams, M. K., D. B. Barr, D. E. Camann, L. A. Cruz, E. J. Carlton, M. Borjas, A. Reyes, D. Evans, P. L. Kinney, R. D. Whitehead, F. P. Perera, S. Matsoanne, and R. M. Whyatt. 2006. An intervention to reduce residential insecticide exposure during pregnancy among an inner-city cohort. *Environmental Health Perspectives* 114: 1684–1689.

Received 20 July 2010; accepted 13 October 2011.



December 2, 2011

After Lean Acorn Crop in Northeast, Even People May Feel the Effects

By RITCHIE S. KING

In Central Park, more than 1,000 trees in the red oak family were spangling the scenery with the colors of autumn.

But this year, they were failing to do something else they generally do in the harvest season: produce acorns.

“I remember going into areas and you’d get the crunch of acorns under your feet,” said Neil Calvanese, vice president for operations at the Central Park Conservancy. “And this year, you kind of have to search around for them.”

It is a phenomenon happening not only in New York but also throughout the Northeast. While last fall set a recorded high for acorn production, at roughly 250 pounds per tree, this year is seeing a recorded low, with a typical tree shedding less than half a pound of its seeds, said Mark Ashton, a forest ecologist at Yale University. On average, oaks produce about 25 to 30 pounds of acorns a year.

“Scarlet oak, black oak, true red oak,” Dr. Ashton said. “These are the ones that dominate our forest, and these are the ones that aren’t producing acorns this year.”

Coming on the heels of an acorn glut, the dearth this year will probably have a cascade of effects on the forest ecosystem, culling the populations of squirrels, field mice and ground-nesting birds. And because the now-overgrown field mouse population will crash, legions of ticks — some infected with Lyme disease — will be aggressively pursuing new hosts, like humans.

“We expect 2012 to be the worst year for Lyme disease risk ever,” said Richard S. Ostfeld, a disease ecologist at the Cary Institute of Ecosystem Studies in Millbrook, N.Y. “We are already planning educational materials.”

It will probably turn into a big year for animals’ being killed on highways as well. Deer, in search of alternative sources of food, will leave the cover of the oak trees and wander out closer to roads.

“I would expect that traffic collisions are going to be higher in a year like this year,” Dr. Ostfeld said.

While scientists do not fully understand why this year has produced the lowest acorn crop in 20 years of monitoring, there is nothing unusual about large fluctuations in the annual number of acorns. Fingers are

not being pointed at [global warming](#).

Oak trees “produce huge, abundant amounts one year and not in other years,” Dr. Ashton said. “I don’t think it’s bad — the whole system fluctuates like this.”

One theory for why oak trees vary their acorn yield is the so-called predator satiation hypothesis. Under this theory, during bumper years, the trees litter the forest floor with seeds so completely that squirrels, jays, deer and bears cannot possibly eat them all. Then, in off years, the trees ramp down production to keep the predator populations from growing too large to be satiated.

But the variability of weather in New York and New England could also be playing a role in the shortage this year.

“A lot of it has to do with the initial spring,” Dr. Ashton said. Acorn production is high when “everything converges on a perfect spring.”

It takes a red oak 18 months to grow an acorn. The tree is pollinated in the spring of one year, and its acorns drop in the fall of the next year. The rainy spring of 2010 could have dampened the wind-driven transfer of pollen from one tree to another, resulting in the acorn dearth this year.

While acorn fluctuation is normal, what is unusual this year is the abundance followed by the steep drop. “In a sense, it’s just another trough,” Dr. Ostfeld said. “But this is the most extreme pair of years that we’ve seen.”

Dr. Ostfeld describes acorns as an engine that drives the forest ecosystem. “When that engine is cooking along,” he said, “you get these heavy knock-on effects.”

The population of field mice, for instance, exploded this summer. While that was good for the mice, it was bad news for low-nesting birds like the wood thrush, whose nests are susceptible to rodent predation. In addition, the large numbers of mice caused an increase in the tick population.

On the other hand, Dr. Ostfeld said, “when you get a failure of the engine, things just change radically.”

Now the field mouse population is expected to crash — about 90 percent have died off in similar glut-dearth acorn sequences in the past. And the outlook is not good for the low-nesting birds, which face an increased threat from hawks and owls.

“The adult wood thrush will take it on the beak by the one-two punch,” Dr. Ostfeld said.

But in the middle of New York City, Central Park will be buffered from the ecosystem effects of the acorn engine.

“It’s a very managed environment,” said Arthur Elmes, the tree data coordinator for the Central Park Conservancy. “It’s nothing that won’t be corrected in years to come.”

This article has been revised to reflect the following correction:

Correction: December 7, 2011

An article on Saturday about a dearth of acorns in the Northeast this fall described incorrectly the wood thrush, an animal in the forest ecosystem that faces an increased threat as a result. Wood thrushes, which nest in shrubs and branches a few feet off the ground, are considered low-nesting birds; they are not ground-nesting birds.

[Home](#)[About Us](#)[Research](#)[Education](#)[People](#)[Events](#)[For Visitors](#)[Get Involved](#)[Search](#)

EcoFocus

A biweekly column in the Poughkeepsie Journal

Acorn Glut Signals Lyme Risks

Acorn glut signals Lyme risks

by Richard S. Ostfeld and Charles D. Canham

This column originally appeared in the November 7, 2010 issue of the Poughkeepsie Journal.

This fall, some of you might have noticed it's difficult to walk on sidewalks or hilly trails near oak trees. The acorns underfoot — nature's ball bearings — are so numerous that even sturdy shoes are no match. In our research sites at the Cary Institute and throughout the Hudson Valley, we are seeing acorn production of unprecedented proportions.

Oak trees, like many hardwoods, tend to drop few or no seeds in most years. Then episodically, they produce a bumper crop of acorns, known as a "mast year."

Each tree species has its own rhythm, so it's rare to see multiple species masting together. This year, though, our four most common oak species — red oak, black oak, white oak and chestnut oak — are all producing acorns at the same time. In the 20 years we've been monitoring tree seed

production, this is the first time we've seen such an acorn glut.

Why do oaks behave this way? Acorns are among the biggest seeds produced by any of our eastern forest trees. Their large size allows newly germinating tap roots to penetrate thick layers of leaf litter to reach the soil below. It also provides plenty of resources to support seedling growth in the first year. So, large seed size gives oaks an advantage early in life over other species such as maples and birches.

But with these benefits come costs. Acorns are full of protein and fat and are a highly prized food for many wildlife species. You've undoubtedly seen squirrels and chipmunks scurrying around, cheeks bulging, in a frenzy to store as many seeds as possible before the weather turns cold and snowy. Other animals, including mice, deer, raccoons, turkeys, blue jays and bears also scour the forest floor eating or storing every acorn they find.

If oak trees produced a modest acorn crop each year, they'd run the risk of having every one consumed and leaving no descendants. But if they make few seeds in most years, then let loose with a bumper crop, it's likely some acorns will survive the onslaught of hungry consumers. This is called "predator satiation" and is exactly what we find in our northeastern forests. The carpet of oak seedlings we see every three or four springs is a vivid demonstration of safety in numbers.

Many acorns now covering the forest floor will wind up in the stomachs or burrows of white-footed mice. These mice are the most common mammal in our region. With big stores of acorns, mice don't need to move around very much during winter and can avoid predators such as owls, hawks and foxes.

Being so well-nourished, they can start their spring breeding season earlier than usual. Both factors lead to very large populations of white-footed mice the summer following a good acorn year. We expect the forests and fields to be teeming with mice in the summer of 2011.

Research we've conducted with Bard College biologist Felicia Keesing shows newly hatched blacklegged ticks that feed on white-footed mice are much more likely to survive than are ticks that feed on any other mammal or bird host. We've also established that about 90 percent of the larval ticks that feed on mice become infected with Lyme disease bacteria. So, we predict that in 2011 large mouse populations will lead to an increase in the survival and infection of ticks.

This is bad news for human health. Mouse-fed larval ticks from 2011 will sit quietly on the forest floor for almost a year until they emerge as nymphs — the stage responsible for transmitting the vast majority of Lyme disease cases. Our research predicts the acorn bumper crop of 2010 will cause a mouse population explosion in 2011, which in turn will result in abnormally large numbers of infected nymphal ticks in the summer of 2012.

We have been tracking acorn production by Hudson Valley oaks for 20 years and have consistently seen a spike in cases of Lyme disease in Dutchess County residents two years after large acorn mast years.

Risk of exposure to Lyme disease and other tick-borne diseases is a constant part of life in the Hudson Valley. But acorns — an ecological leading indicator — provide an early warning of the years when the risk of these diseases will be particularly high.

Richard S. Ostfeld and Charles D. Canham are scientists at the Cary Institute of Ecosystem Studies. Ostfeld has studied the ecology of tick-borne diseases for more than 20 years. He recently published "Lyme Disease: The Ecology of a Complex System," available from Oxford University Press.

sign-up for email updates

enter your email

continue



become a member!



follow us on Twitter

Cary Institute of Ecosystem Studies | Millbrook, New York 12545 | 845 677-5343