



JOHN ELIAS BALDACCI
GOVERNOR

STATE OF MAINE
DEPARTMENT OF TRANSPORTATION
16 STATE HOUSE STATION
AUGUSTA, MAINE
04333-0016

DAVID A. COLE
COMMISSIONER

March 12, 2008
Subject: **Newcastle**
Pin No.015692.00
Amendment No. 1

Dear Sir/Ms:

Please make the following changes to the Bid Documents:

On Plan Sheet "P-100, Sanitary and Domestic Piping Plans" **DELETE** in its entirety "A-4, Sanitary Piping Plan" and **REPLACE** with the attached new "Revised Sanitary Piping Plan A4" dated February 29, 2008.

On Plan Sheet "P-100, Sanitary and Domestic Piping Plans" **DELETE** in its entirety "A1, Domestic Piping Plan" and **REPLACE** with the attached new "Revised Domestic Piping Plan A1" dated February 29, 2008.

On Plan Sheet "P-100, Sanitary and Domestic Piping Plans" **DELETE** in its entirety "A8, Schedules, Plumbing Fixture Schedule" and **REPLACE** with the attached new "Revised, Plumbing Fixture Schedule A8" dated February 29, 2008.

On Plan Sheet "SF-100, Roof Framing Plan and Details" **ADD** the attached "SKS-01, Lintel in 6" CMU Walls at Carrier Locations" dated February 29, 2008.

Consider these changes and information prior to submitting your bid on **April 2, 2008**.

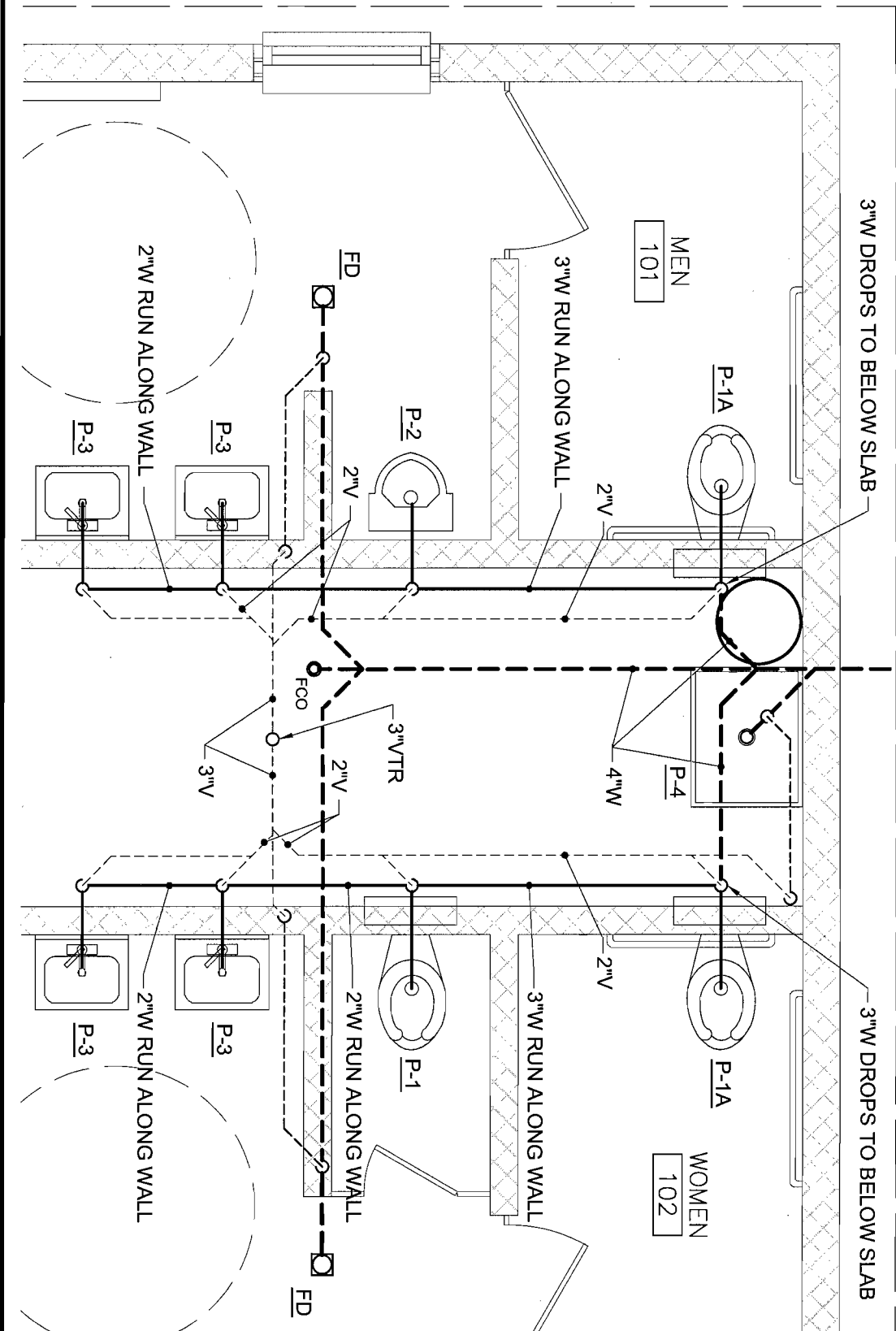
Sincerely,

Scott Bickford
Contracts & Specifications Engineer




PRINTED ON RECYCLED PAPER

APPROXIMATE LOCATION OF (E)4"W SERVICE. FIELD VERIFY EXACT LOCATION. COORDINATE INVERT REQUIREMENTS AND OFFSET AS REQUIRED TO TIE-IN TO (E)SERVICE WITHIN 5'-0" OF BUILDING.




NOTE:
COORDINATE LOCATION OF MOP SINK P-4 W/ARCHITECTURAL.

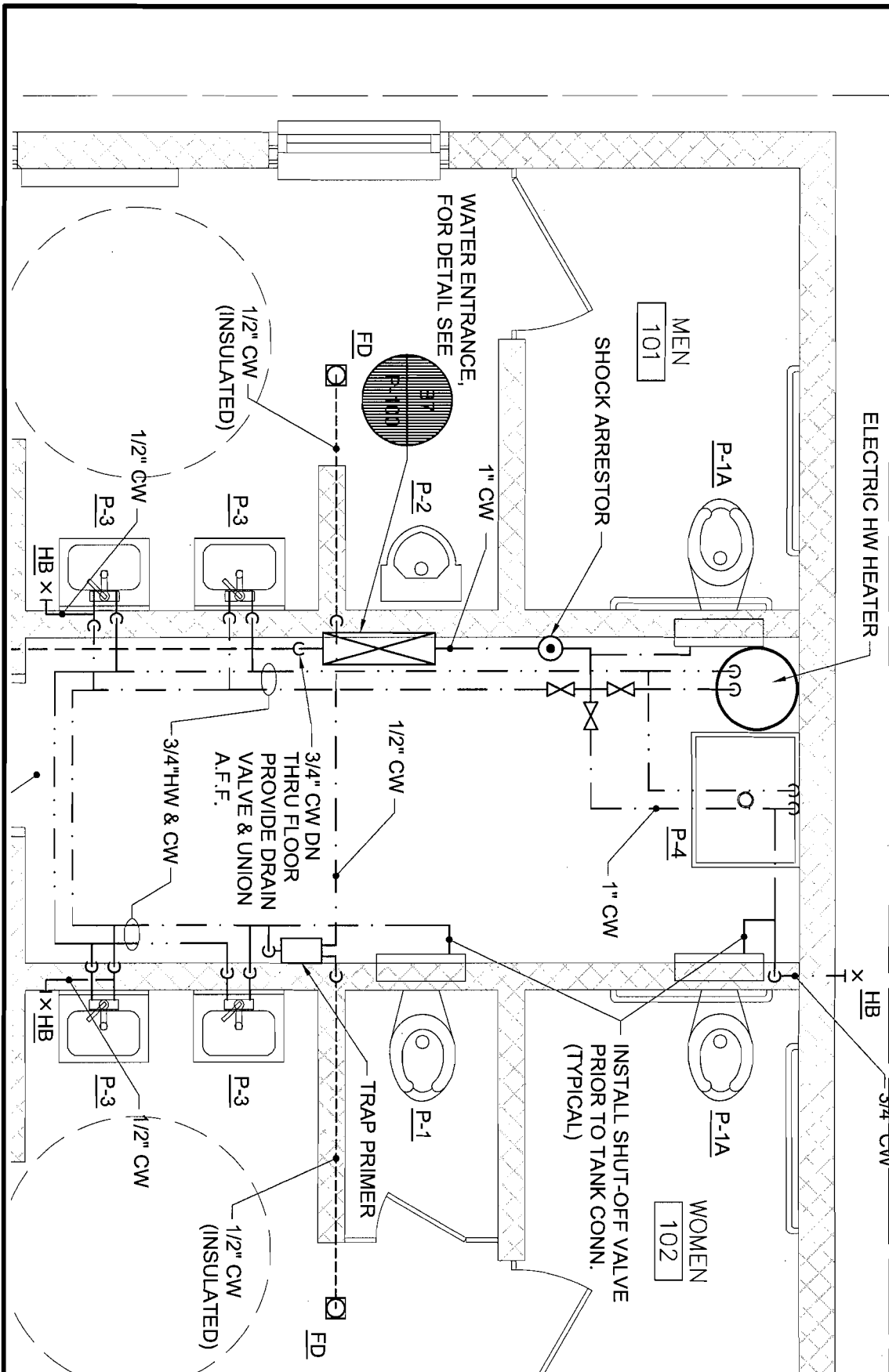
SKP-01 Addendum 1	REVISED SANITARY PIPING PLAN A4 ~ SHEET P-100 RESTROOM BUILDING NEWCASTLE, MAINE	
	Scale: 3/32" = 1'-0"	Project No: 07092
	Date: 29 February, 2008	CAD File: 07092M.DWG



Allied Engineering
Structural Mechanical Electrical Commissioning



160 Veranda Street
Portland, Maine 04103
T: 207.221.2260
F: 207.221.2266
Web: www.allied-eng.com



NOTE:
 COORDINATE LOCATION OF MOP SINK P-4
 W/ARCHITECTURAL.

SKP-02 Addendum 1	REVISED DOMESTIC PIPING PLAN A1 ~ SHEET P-100	
	RESTROOM BUILDING NEWCASTLE, MAINE	
	Scale: 3/32" = 1'-0"	Project No: 07092
	Date: 29 February, 2008	CAD File: 07092M.DWG

Allied Engineering

Structural Mechanical Electrical Commissioning

160 Veranda Street
 Portland, Maine 04103
 T: 207.221.2260
 F: 207.221.2266
 Web: www.allied-eng.com

PLUMBING FIXTURE SCHEDULE

TAG	DESCRIPTION	BRANCH SIZES			
		CW	HW	V	W
P-1	WATER CLOSET -GRAVITY TANK TYPE **	1/2"	--	2"	3"
P-1A	WATER CLOSET - GRAVITY TANK TYPE ADA **	1/2"	--	2"	3"
P-2	URINAL- WATERLESS	3/4"	--	2"	1 1/2"
P-3	LAVATORY - WALL MOUNT W/ CARRIER	1/2"	1/2"	1 1/2"	1 1/2"
P-4	MOP SINK	3/4"	3/4"	1 1/2"	2"
HB	HOSE BIBB	3/4"	--	--	--

**WATER CLOSETS SHALL HAVE IN-WALL TANK TYPE CARRIER SYSTEM

160 Veranda Street
 Portland, Maine 04103
 T: 207.221.2260
 F: 207.221.2266
 Web: www.allied-eng.com



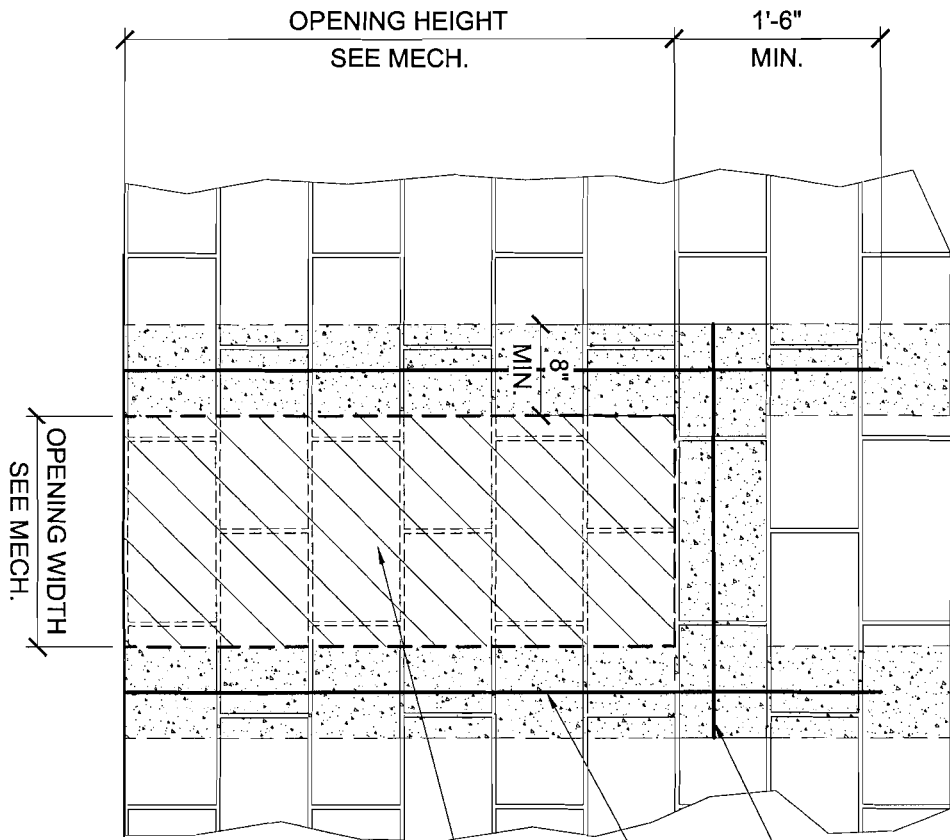
REVISED PLUMBING FIXTURE SCHEDULE
 A8 ~ SHEET P-100

RESTROOM BUILDING
 NEWCASTLE, MAINE

Scale: 3/32" = 1'-0" Project No: 07092

Date: 29 February, 2008 CAD File: 07092M.DWG

SKP-03
 Addendum 1



PROVIDE 2" SOAP BLOCK
ON RESTROOM SIDE OF
WALL, SEE MECH. FOR
FIXTURE PENETRATIONS.

(1) #3 BAR EACH SIDE OF
OPENING, GROUT CELLS
SOLID FULL HEIGHT

8" HIGH BOND BEAM
w/(1) #3 BAR, GROUT
SOLID

SKS-01
ADDENDUM #1

LINTEL IN 6" CMU WALLS
AT CARRIER LOCATIONS
RESTROOM BUILDING
NEWCASTLE, MAINE

Scale: NTS

Project No: 07092

Date: 02-29-2008

CAD File: 07092S.dwg

Allied Engineering
Structural Mechanical Electrical Commissioning

160 Veranda Street
Portland, Maine 04103
T: 207.221.2268
F: 207.221.2266
Web: www.allied-eng.com