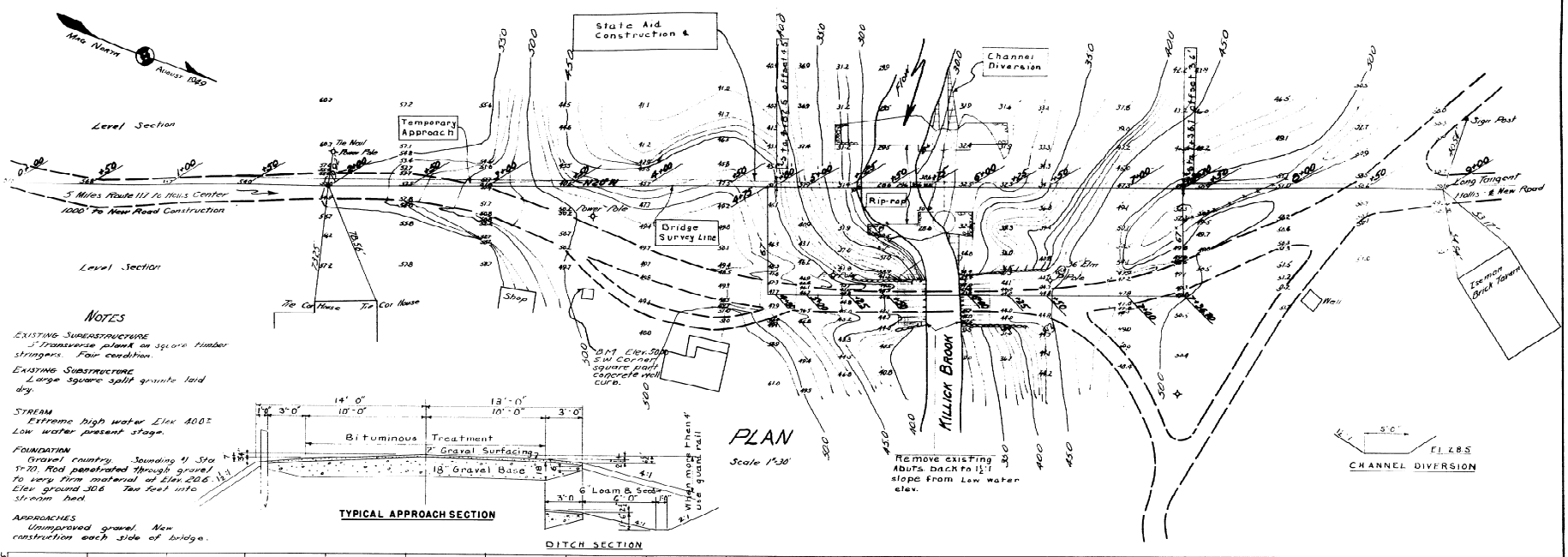

SURVEY BLAKE
PLOT & TRACE LANDERS
BRIDGE 5297

STATE HIGHWAY COMMISSION
BRIDGE DIVISION

KILLICK BRIDGE
OVER
KILLICK BROOK
IN THE TOWN OF
HOLLIS
YORK COUNTY
SURVEY

SHEET 1 OF 2 AUGUSTA, MAINE AUGUST 1949

51-36

0 1 2 3 4 5 INCHES

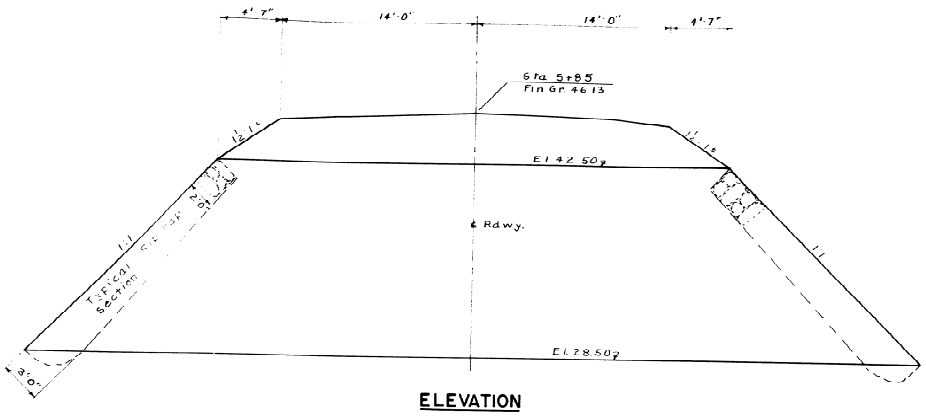

ELEVATION

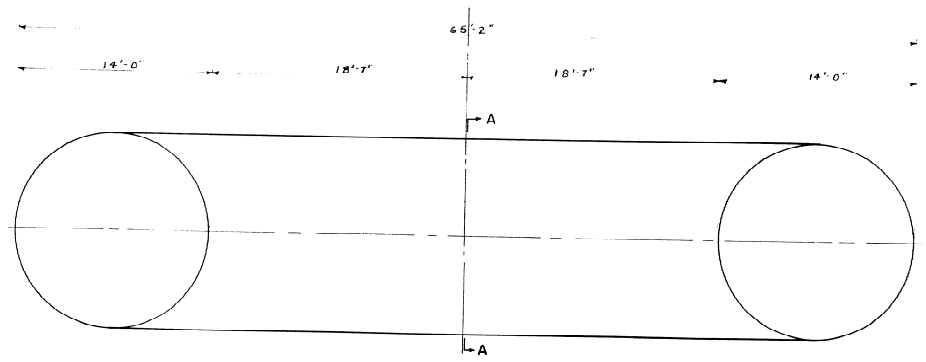

PIPE PLAN

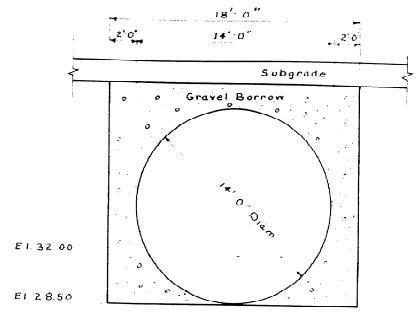

SECT. A-A

Excavate or fill with gravel borrow under pipe as necessary to place at elev. 28.50

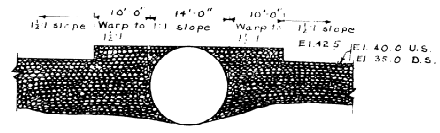

U.S. & D.S. sides similar

RIP-RAP DETAILS

MATERIALS REQUIRED

One 14'-0" sectional plate pipe as shown, galvanized with bolts. The minimum section modulus per inch of hor. proj. to be .098 $^{-3}$ for all plates. All plates wholly or partly below elev 32.00 to have a minimum thickness of .m 3 gauge. There shall be a minimum of four (4) ¾" ϕ bolts per foot of longitudinal seam. Pipe to be field struttted.

SPECIFICATIONS: AASHO Standard Specifications for Highway Bridges

Loading: H 20-44

PLAN-SPARRELL
CHECK-GPS

BRIDGE 5297

STATE HIGHWAY COMMISSION
BRIDGE DIVISION

KILLICK BRIDGE
OVER
KILLICK BROOK
IN THE TOWN OF
HOLLIS
YORK COUNTY

PIPE DETAILS

SHEET 2 OF 2 AUGUSTA, MAINE JUNE 1950

54-37

0 1 2 3 4 5 INCHES