














Adult Education Professional Development

1. What geographic part of the State of Maine do you represent?			
		Response Percent	Response Count
North		13.6%	31
South		33.3%	76
East		1.8%	4
West		7.9%	18
Coastal		11.4%	26
Central		28.5%	65
Downeast		3.5%	8
<i>answered question</i>			228
<i>skipped question</i>			2

2. What is your role in adult education?			
		Response Percent	Response Count
Administrator		22.4%	51
Coordinator		14.5%	33
Teacher		44.7%	102
Support staff		12.3%	28
Community Member		0.9%	2
Advisory Board Member		0.0%	0
Other		5.3%	12
<i>answered question</i>			228
<i>skipped question</i>			2

3. Please rate the importance of the following professional development topics to you in your position.

	very important	important	somewhat important	not important at all	N/A	Rating Average	Response Count
Curriculum Development	37.2% (74)	39.2% (78)	14.1% (28)	2.5% (5)	7.0% (14)	3.19	199
Using a Curriculum	28.4% (55)	36.1% (70)	21.1% (41)	7.7% (15)	6.7% (13)	2.91	194
Teaching in a Standards-Based Classroom	25.6% (50)	27.7% (54)	26.2% (51)	10.3% (20)	10.3% (20)	2.77	195
Classroom Management	19.6% (37)	23.8% (45)	30.2% (57)	18.5% (35)	7.9% (15)	2.48	189
Lesson Planning	26.2% (50)	26.7% (51)	23.0% (44)	13.6% (26)	10.5% (20)	2.73	191
Multiple Learning Styles	37.9% (72)	29.5% (56)	20.5% (39)	4.7% (9)	7.4% (14)	3.09	190
Instructional Practices	34.0% (66)	35.1% (68)	19.1% (37)	4.6% (9)	7.2% (14)	3.06	194
Formative and Summative Assessments (what are they and how do you write a good assessment?)	26.5% (52)	35.7% (70)	23.5% (46)	5.6% (11)	8.7% (17)	2.91	196
What Does "Rigor" Mean for High School Diploma Classes?	16.7% (32)	31.3% (60)	26.0% (50)	10.9% (21)	15.1% (29)	2.63	192
Adult Learning Theory	25.1% (49)	34.9% (68)	26.7% (52)	7.2% (14)	6.2% (12)	2.83	195
How to Teach Study Skills	27.6% (53)	24.5% (47)	33.3% (64)	5.7% (11)	8.9% (17)	2.81	192
How to Incorporate Life Skills and Time Management into Your Teaching	25.0% (48)	30.7% (59)	24.0% (46)	12.0% (23)	8.3% (16)	2.75	192
How to Use CASAS to Inform Instruction	25.4% (50)	31.0% (61)	26.4% (52)	8.1% (16)	9.1% (18)	2.81	197
What is the National Reporting System (NRS) and How Does It Impact Me	20.4% (40)	28.1% (55)	35.2% (69)	9.7% (19)	6.6% (13)	2.63	196
Learning Disabilities	29.5% (57)	38.3% (74)	21.8% (42)	5.2% (10)	5.2% (10)	2.97	193

Incorporating Technology into Classroom Instruction	25.8% (50)	35.1% (68)	24.2% (47)	6.2% (12)	8.8% (17)	2.88	194
Reading Essentials for Adult Literacy (REAL)	23.8% (46)	29.5% (57)	21.2% (41)	13.5% (26)	11.9% (23)	2.72	193
STudent Achievement in Reading (STAR)	21.9% (42)	24.0% (46)	29.7% (57)	11.5% (22)	13.0% (25)	2.65	192
Adult Numeracy Trainings	23.2% (45)	28.9% (56)	26.8% (52)	8.2% (16)	12.9% (25)	2.77	194
Writing Skills for GED	27.7% (54)	29.7% (58)	27.2% (53)	5.1% (10)	10.3% (20)	2.89	195
Grant Writing	29.9% (56)	18.7% (35)	29.9% (56)	11.2% (21)	10.2% (19)	2.75	187
Computer Software Training such as Excel, Filemaker, Access, PowerPoint, etc.	26.2% (51)	29.7% (58)	24.1% (47)	14.9% (29)	5.1% (10)	2.71	195
Use of Technology such as Computers, LCDs, Handhelds, etc.	29.6% (58)	24.0% (47)	30.6% (60)	13.3% (26)	2.6% (5)	2.72	196
Customer Service Training	21.5% (42)	16.9% (33)	33.8% (66)	17.4% (34)	10.3% (20)	2.47	195
Learner Persistence	30.8% (60)	36.4% (71)	17.4% (34)	10.8% (21)	4.6% (9)	2.91	195
English as a Second Language	19.7% (39)	26.3% (52)	24.7% (49)	18.7% (37)	10.6% (21)	2.53	198
Citizenship	10.9% (21)	27.1% (52)	30.2% (58)	16.1% (31)	15.6% (30)	2.39	192
Other (please specify)							13
answered question							203
skipped question							27

4. How would you rank the importance of the following services to you in your work?

	Very Important	Important	Somewhat Important	Not Important	N/A	Rating Average	Response Count
Staff Development Advisory Board	16.0% (31)	30.4% (59)	33.0% (64)	11.9% (23)	8.8% (17)	2.55	194
Calendar of Professional Development Events	32.1% (63)	37.2% (73)	23.5% (46)	3.6% (7)	3.6% (7)	3.02	196
Contact Hours and Continuing Education Units (CEUs)	44.6% (87)	33.3% (65)	15.4% (30)	4.1% (8)	2.6% (5)	3.22	195
List serv	19.3% (37)	31.8% (61)	33.3% (64)	9.4% (18)	6.3% (12)	2.65	192
Professional Development Handbook	15.5% (30)	32.6% (63)	31.1% (60)	14.0% (27)	6.7% (13)	2.53	193
Scholarships to National Conferences	23.5% (46)	24.5% (48)	30.1% (59)	13.8% (27)	8.2% (16)	2.63	196
Regional Alliance Allocations for Local Professional Development	30.6% (59)	30.6% (59)	22.8% (44)	6.7% (13)	9.3% (18)	2.94	193
Regional Professional Development Offerings	36.6% (71)	38.7% (75)	15.5% (30)	5.2% (10)	4.1% (8)	3.11	194
Printed Adult Education Directory	32.1% (62)	29.0% (56)	27.5% (53)	9.3% (18)	2.1% (4)	2.86	193
Navigating the Waters On-Line Course	18.4% (35)	23.2% (44)	29.5% (56)	14.7% (28)	14.2% (27)	2.53	190
Other (please specify)							6
answered question							198
skipped question							32

5. How often do you use the State Literacy Resource Center (SLRC)?

		Response Percent	Response Count
Often (daily, weekly, monthly)		3.0%	6
Occasionally (every other month)		8.0%	16
Seldom (every six months or so)		28.0%	56
Never		55.5%	111
Other (please specify)		5.5%	11
<i>answered question</i>			200
<i>skipped question</i>			30

6. What modes of delivery work best for you in your position?

	Best Method	Acceptable Method	Sometimes Acceptable	Never Works for Me	Rating Average	Response Count
Direct instruction in a workshop format	61.5% (120)	31.3% (61)	6.2% (12)	1.0% (2)	3.53	195
On-line training	18.1% (35)	52.3% (101)	21.2% (41)	8.3% (16)	2.80	193
Trainings over the ATM system	7.9% (15)	46.3% (88)	33.7% (64)	12.1% (23)	2.50	190
Independent teacher research projects	9.4% (18)	40.1% (77)	35.4% (68)	15.1% (29)	2.44	192
A series of workshops offered over a semester	26.4% (51)	49.7% (96)	17.6% (34)	6.2% (12)	2.96	193
A series of workshops offered over a year	27.7% (54)	47.7% (93)	15.9% (31)	8.7% (17)	2.94	195
Short-term trainings	38.7% (75)	47.9% (93)	11.9% (23)	1.5% (3)	3.24	194
Project-based Learning	24.7% (47)	41.1% (78)	27.4% (52)	6.8% (13)	2.84	190
<i>answered question</i>						198
<i>skipped question</i>						32

7. What times are best for you to access professional development in your position?						
	Works Best	Sometimes Works	Seldom Works	Never Works	Rating Average	Response Count
Day long	61.1% (116)	30.5% (58)	5.3% (10)	3.2% (6)	3.49	190
Multiple days in a row	13.4% (24)	35.2% (63)	37.4% (67)	14.0% (25)	2.48	179
Daytime	59.5% (110)	29.2% (54)	7.0% (13)	4.3% (8)	3.44	185
Evening	16.5% (30)	36.3% (66)	25.3% (46)	22.0% (40)	2.47	182
Weekend	12.4% (23)	27.4% (51)	24.7% (46)	35.5% (66)	2.17	186
Summer	26.5% (49)	51.4% (95)	10.8% (20)	11.4% (21)	2.93	185
Other (please specify)						4
answered question						198
skipped question						32

8. Do you have any other suggestions for professional development?	
	Response Count
	58
answered question	58
skipped question	172

9. Do you have expertise in one area of adult education that you would like to be paid to share?	
	Response Count
	42
answered question	42
skipped question	188

10. Do you know someone you think has expertise in one area of adult education who might be interested in being a presenter?

		Response Count
		37
	<i>answered question</i>	37
	<i>skipped question</i>	193