


Unit 4: Communicating with Sound and Light
Week 1: What is sound?

Dear Families,


We are beginning a new unit of study! For the next eight weeks, we will be studying how people and other animals use sound and light. The central question for the unit is “How can we use sound and light to communicate messages?”

Here are some activities to do with your child this week. When you do an activity, check the box. You don’t have to do every activity and you can do any of them more than once. Remember to make time for reading, too! Please help your child return this Family Links to school at the end of the week. We hope you enjoy learning with your child!


This week we are reading...



The Sound of Silence
 by Katrina Goldsaito



Max Found Two Sticks
 by Brian Pinkney



Sounds All Around
 by Wendy Pfeffer

All of these books are about sound. Two are stories and one is an informational text. Go to the library or look on your bookshelf at home to find more books about sound. Also, your child is practicing reading the poem “Tapping Tate” (attached). Read it together!

<p style="text-align: center;">Reading Log</p> <p style="text-align: center;">Your child can read to you, and you can read to your child. <i>It's always a good idea to read a book many times. We can find something new in a book each time we read the words or look at the illustrations.</i></p>	
Title and Author	What do you think?



<p>Go outside <input type="checkbox"/></p> <p>Any time you go out, notice what sounds you hear. What might be making those sounds? How can you describe them? How can you compare one sound to another? Can you hear silence? Can you describe it?</p>	<p>Talk about... <input type="checkbox"/></p> <p>... sounds you hear and know. What makes those sounds? Make two lists: Made by People and Made by Nature. Talk about the sounds on each list.</p>	
<p>Tell a story <input type="checkbox"/></p> <p>Tell a story where a loud or quiet sound changes what happens in the story.</p>	<p>Read together!</p> <p>at least 20 minutes every day</p> <p>Record your reading on the back of this page.</p>	<p>Play with math ideas <input type="checkbox"/></p> <p>Play any of the 10 games you have played so far. What games are still challenging? Play them again!</p>
<p>Explore science and engineering <input type="checkbox"/></p> <p>Think about what might be happening when a sound is made and you hear it. How does that work? Try to draw a diagram of how sound gets from where it is produced to your ear. Label your diagram.</p>	<p>Play with words; grow a reader <input type="checkbox"/></p> <p>Our Weekly Words are senses, hear, motion, listen, identify, and pluck.</p> <p>What do these words mean? What other words do you use when you talk about sound?</p>	

Child's name _____ Adult's name _____



senses

<https://en.wikipedia.org/wiki/Sense>

ways in which animals' bodies collect information about the world



hear

<https://www.nation.co.ke/lifestyle/health/Children-who-do-not-hear-well-can-also-go-to-school/1954202-3346618-pr160a/index.html>

to sense using ears



motion

<https://thetreasuretrove.studio/>

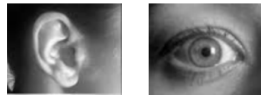
the action of moving or being moved



listen

<https://blog.loopearplugs.com/why-people-love-loud-music/>

to hear and pay attention to sound



identify

https://www.youtube.com/watch?v=2Nf_yH0Y and <https://en.wikipedia.org/wiki/Sense>

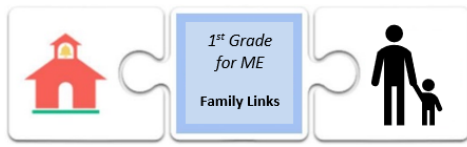
to name what something is



pluck

<http://sites.siba.fi/web/harpnotation/manual/plucked-sounds>

to pull quickly, such as the strings of an instrument



Teachers Need:

- This week's Family Link (front and back)
- Vocabulary Sheet
- "Tapping Tate"

Tapping Tate!

Tate loves to make music with his feet.
He puts on tap shoes
Makes a sweet, neat beat.

He taps his heel, he taps his toe
He stomps his whole foot
Creates different sounds on the go.

He makes a rat-a-tat-tat sound
and a clickety-click-click sound
Strikes his feet on the ground!

Can you dance a rhythm
Just like him?