


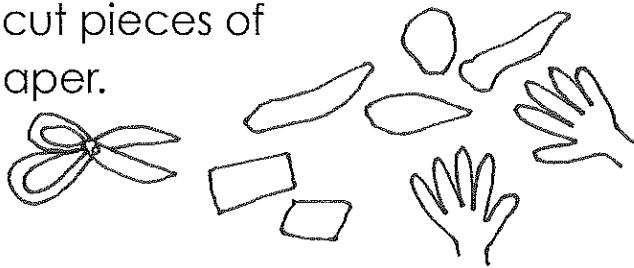
Tissue Paper Collage

- Materials:
- 1 piece of heavy paper
 - many pieces of colored tissue paper
 - 1 paintbrush
 - 1 cup of liquid glue mixed with water
-


1. Choose a piece of heavy paper.



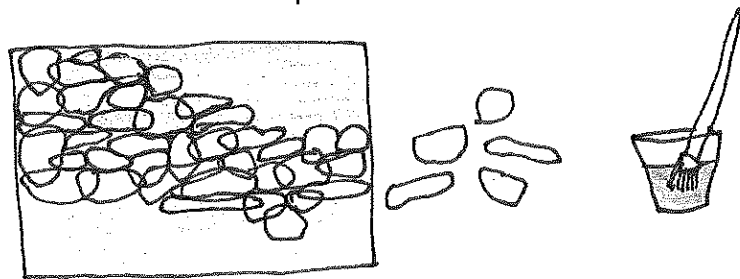
2. Tear or cut pieces of tissue paper.



3. Brush a light layer of glue onto the heavy paper.



4. Press pieces of tissue paper flat onto the heavy paper. Overlap the pieces to blend the colors. Brush more glue as needed to keep it wet, but not too wet.



5. Brush glue over the whole collage.