

# PREPARE WITH PEDRO

DISASTER PREPAREDNESS ACTIVITY BOOK



FEMA P-2005 / June 2018




American  
Red Cross

*Prepare with Pedro: Disaster Preparedness Activity Book* is a publication created by the Federal Emergency Management Agency's Individual and Community Preparedness Division and Region V office in partnership with the American Red Cross.

The Red Cross emblem and the American Red Cross name are trademarks of the American National Red Cross and protected by various national statutes.  
© 2018 by the Federal Emergency Management Agency. The DHS Seal and FEMA Logo are properties of the Department of Homeland Security and protected by Federal Law.

The *Prepare with Pedro Activity Book* is available for free from FEMA.  
Call 1-800-480-2520 and ask for publication number P-2005.  
It is also available as a free download online at [www.ready.gov/youth-preparedness](http://www.ready.gov/youth-preparedness).



Dear Parent, Guardian, or Educator:

This activity book is designed to teach young children and their families about how to stay safe during disasters and emergencies.

Disasters can be scary for kids, but children are much better at adapting to situations when they know what to expect. Work with children through this activity book to help them understand the concepts and safety messages discussed.

The below definitions will provide a foundation for understanding the safety messages provided.

**HAZARDS:** Hazards are the events that may lead to emergencies and disasters. A hazard is a source of danger, like a flood.

**EMERGENCY:** An emergency is a time when something serious happens and immediate help is needed.

**DISASTER:** A disaster is an emergency that causes great harm to people or an area.

**PREPARE:** Prepare means to get ready. You get ready for things all the time — like when you put on a jacket and grab an umbrella to get ready for a rainy day. There are lots of things you can do to “PREPARE” for emergencies and disasters, like learning what to do if one happens, making a plan with your family, or putting supplies in an emergency kit.

**SAFE PLACE:** A safe place is somewhere you can go to be safe from things that could harm you. What is considered a safe place will vary depending upon the emergency or disaster.


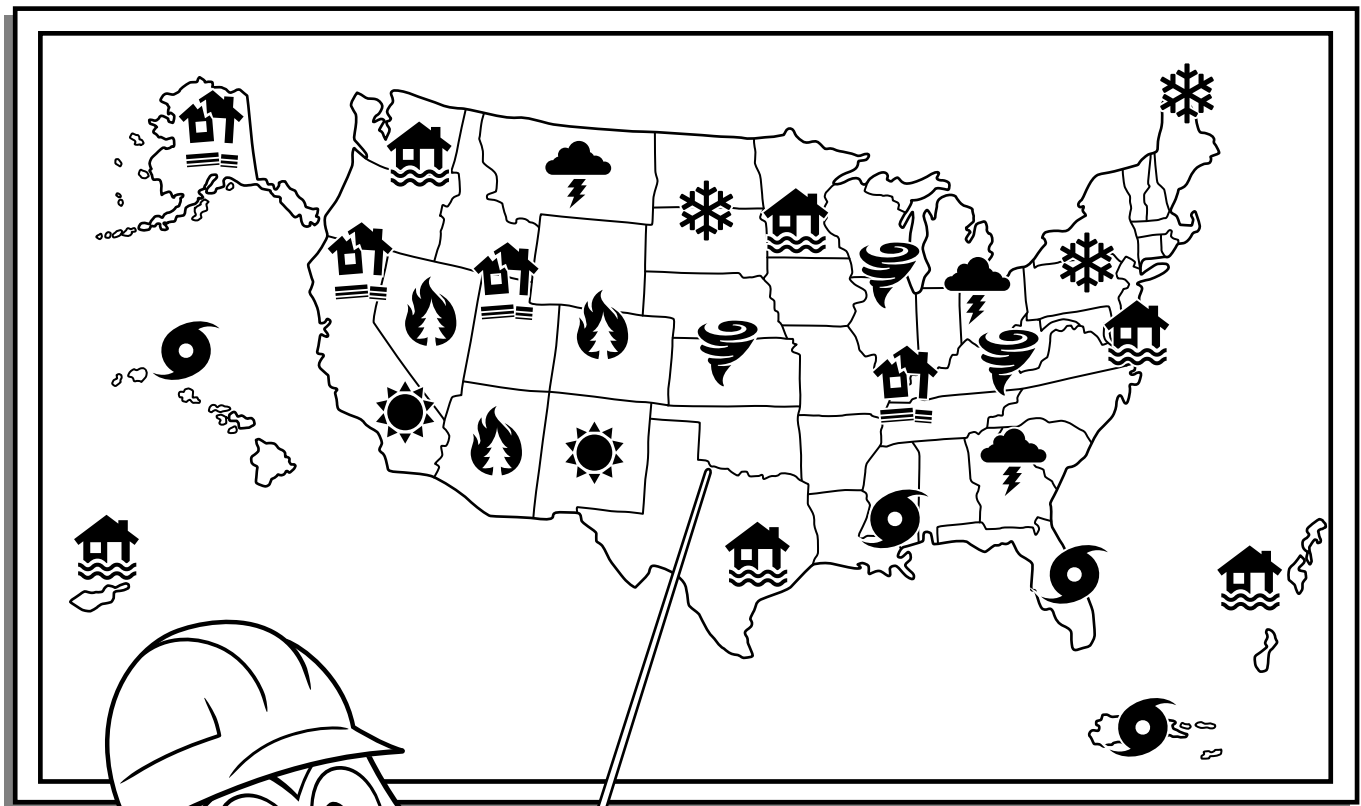
While working through this activity book with your child, use page 11 to create a family communication plan to ensure that your family is ready for any emergency or disaster. Developing and practicing a plan are key steps to helping both adults and children remember what to do to stay safe.

Learn more at [www.ready.gov](http://www.ready.gov) and at [www.redcross.org](http://www.redcross.org).









Sincerely,  
Your friends at the Federal Emergency Management Agency (FEMA)  
and the American Red Cross

Hi! I'm Pedro the Penguin, and I am traveling around the United States to visit my friends and learn how they prepare. I'd like you to come.

Emergencies and disasters can happen anywhere, but there are ways to help you stay safe. Follow along, and we can learn together!



### Hazard Key

			
Extremely Cold	Earthquake	Flood	Wildfire
			
Thunderstorm	Extremely Heat	Tornado	Hurricane

\*This map is not reflective of all hazards across the United States




# THUNDERSTORM

Thunderstorms bring lots of rain.

They also bring thunder, lightning, wind, and hail.

It's not safe to be outside when lightning is near. If you hear thunder, then that means that lightning is close. Get indoors fast.

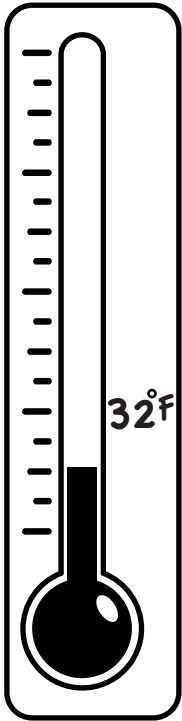


Remember, when thunder **ROARS**, go indoors.



# EXTREME COLD

Temperature tells you how hot or cold the air is. During winter, the air outside can get very cold.



I love the snow!

Me too! But before we go outside, we prepare by putting on warm clothes. We go inside when it starts to feel too cold.



Remember, tell an adult if you feel

**COLD** or numb while playing outside.



Electricity is what powers the lights and makes the heat stay on at home. Sometimes, the electricity may go out. When this happens, you can use an emergency supply kit to help stay safe.

Mia and her family are showing Pedro how to make a kit to be prepared. What should they put in the kit?

Draw a line to match the name of the supply to its picture.



First Aid Kit/  
Medicine



Pet Supplies



Blankets



Food



Radio



Water



Flashlight & Batteries

You can make your own emergency supply kit at home! Ask an adult to help you. Having a kit nearby can help you stay safe in many different kinds of emergencies.



# HURRICANE

A hurricane is a big storm that forms over the ocean. It has a spiral shape and can travel a long way before it reaches land.



A hurricane can cause a lot of damage with strong winds and heavy rain when it hits land. The ocean water can rise with large waves that flood the coast.



Most of the time, we know when a hurricane is coming before it hits land. We stay informed, gather our supplies, and prepare our home. We may stay home or we may have to evacuate.





Sometimes it is safe to stay at home during the storm, but you must be prepared. During the storm, stay in a safe room with no windows. Bring your pets and emergency supply kit in the room with you.

Can you find the emergency supplies hidden in this picture?




Flashlight



Batteries




Food



Bottle



Pet Supplies



Radio




Diapers



Water



Blanket




Some areas will not be safe during a hurricane. You may be told that it is safer to leave your home and travel to a safe place.

This is called **EVACUATING**


A safe place is away from the wind and flood waters. It can be a hurricane shelter, a hotel, or even the home of a family member or friend.

If you are told to evacuate, you must do this right away. Waiting to leave can be unsafe.

We found a place to go. We practice how to get there every year.



Now it's Pedro's turn. Help Pedro get to safety!



SAFE PLACE

# Certificate of Completion

awarded to

---

**for learning lots of ways to be prepared  
for emergencies and disasters.**



**FEMA**



**American  
Red Cross**

