






Unit 4: Communicating with Sound and Light WEEK 6 At a Glance

Weekly Question: How do people use light?			
<p>Texts</p>   	<p>Vocabulary and Language</p> <p>Day 1: Introduce Weekly Words: warn, reflect, transparent Day 2: Introduce Weekly Words: opaque, translucent, dim (adj., v.) Day 3: Prefixes Day 4: Prefixes Day 5: Carousel Brainstorm</p> <hr/> <p>Text Talk</p> <p>Day 1: Introducing the Look and Listen! Project slides Day 2: <i>Rosie Revere, Engineer</i>, Read 1 Day 3: <i>Rosie Revere, Engineer</i>, Read 2 Day 4: “Inventors” slides Day 5: “Lewis Latimer and the Long-Lasting Light Bulb” slides</p> <hr/> <p>Stations</p> <p>Shared Reading: “The Lighthouse” Independent and Partner Reading Listening & Speaking: Talk, Draw, Talk; Listen & Respond (<i>Rosie Revere, Engineer</i>) Science Literacy: What can be seen with no light? Vocabulary: Draw for Meaning Word Work: align with phonics program</p>		
<p>Mentor Texts</p>  	<table border="1" style="width: 100%;"> <tr> <td style="width: 50%; vertical-align: top;"> <p>Science and Engineering</p> <p>Lesson 1: Making Rainbows Lesson 2: Communicating with Light</p> </td> <td style="width: 50%; vertical-align: top;"> <p>Studios</p> <p>Children refine their plans for designing communication tools using sound and light for use by children in K1, gather materials, and begin building.</p> </td> </tr> </table> <hr/> <p>Writing: Explanation</p> <p>Day 1: Research Day 2: Individual Construction: Explanation Steps Days 3-5: Individual Construction, Deconstruction, and Revision</p>	<p>Science and Engineering</p> <p>Lesson 1: Making Rainbows Lesson 2: Communicating with Light</p>	<p>Studios</p> <p>Children refine their plans for designing communication tools using sound and light for use by children in K1, gather materials, and begin building.</p>
<p>Science and Engineering</p> <p>Lesson 1: Making Rainbows Lesson 2: Communicating with Light</p>	<p>Studios</p> <p>Children refine their plans for designing communication tools using sound and light for use by children in K1, gather materials, and begin building.</p>		