



*Department of Health
and Human Services*

*Maine People Living
Safe, Healthy and Productive Lives*

Department of Health and Human Services
Maine Center for Disease Control and Prevention
286 Water Street
11 State House Station
Augusta, Maine 04333-0011
Tel: (207) 287-2070; Fax: (207) 287-4172
TTY: 1-800-606-0215

Maine Public Drinking Water Commission

MEETING #121

Wednesday May 1, 2013

9:00 AM to 11:00 AM

Drinking Water Program Office

Key bank Building 286 Water St Augusta

207-287-2070

Agenda

1. Approval of Minutes, Meeting #120, February 13, 2013
2. AFM Fee and Collection Status
3. DWP Financial Status
4. AFM Billing Fee for 2014
5. Legislative Update –
 - a. DWSRF State Match
6. Performance Measures and Pubic Water System descriptions
7. DWP Staffing Update
 - a. Staff Merit Award Committee
8. Suggested Items for next meeting
9. 2013 Meeting Schedule – locations/dates
 - September 4, 2013- Smugglers Den Campground- Southwest Harbor
 - December 4, 2013- The Meadows Greene



Maine Center for Disease
Control and Prevention
An Office of the
Department of Health and Human Services

Paul R. LePage, Governor

Mary C. Mayhew, Commissioner

Department of Health and Human Services
Maine Center for Disease Control and Prevention
286 Water Street
11 State House Station
Augusta, Maine 04333-0011
Tel.: (207) 287-8016; Fax: (207) 287-9058
TTY Users: Dial 711 (Maine Relay)

Tel. (207) 287-2070

Drinking Water Program

Fax (207) 287-4172

Maine Drinking Water Commission

Minutes of Meeting #121

MAY 1, 2013

The Maine Public Drinking Water Commission (DWC) held its 121st meeting on May 1, 2013 at The Key Bank Plaza Augusta, Maine.

Present Were:

Members: Tom Brennan, Jeff LaCasse, George Dugovic, Bob MacKinnon, John Storer, and Roger Crouse.

Guests: Jim Willis (Maine DWP)

Time: Tom called the meeting to order at 9:15 am

A. APPROVAL OF MINUTES:

Approval of minutes from the last meeting occurred as written.

B. RECURRING BUSINESS:

1. AFM FEE AND COLLECTION STATUS

Roger discussed the AFM status. The DWP has collected 97.5 percent of the fees billed in SFY 2013 which is on par from the previous year. There are currently 71 delinquent water systems.

2. DWP FINANCIAL STATUS

The Five Year Budget Projection was reviewed. Roger reported that the spending rate for 2013 is approximately \$20,000 (4 percent) higher than budgeted. Spending increases are due to a one-time information Technology contract and increases in indirect costs.

The DWP still does not have the necessary State Match to access the 2012 DWSRF grant from the federal government even though the grant was awarded to Maine in August 2012. Roger discussed several options the DWP has been utilizing to keep operations going at the DWP through December until we can access funds from the Federal government.

3. AFM BILLING FEE FOR 2014

Roger presented five scenarios for the 2014 AFM billing (see attached AFM Fee Evaluation handout). After discussion, John made a motion to accept Scenario 1 (keeping the fees the same). George seconded the motion and the Commission unanimously passed it. Scenario 1 was chosen because of the uncertainty of the State and Federal budgets even though the current "carryover" amount exceeds the projected need.

4. LEGISLATIVE UPDATE

Roger provided an update on LD 239 which dedicates revenue from the State liquor contract to repay the debt owed to Maine hospitals and provides an annual source of the DWSRF and CWSRF State Match. The Governor continues to indicate that when the legislature approves the hospital repayment plan, he will authorize Treasury to sell the General Bonds approved by voters. Roger stated that there is still a lot of uncertainty at this point. Jeff discussed his testimony in favor of LD 239 (see attached handout of testimony). Roger described a recent meeting he and Norm Lamie had with Commissioner Mayhew on the DWSRF and State Match needs.

5. PERFORMANCE MEASURES AND PUBLIC WATER SYSTEM DESCRIPTIONS

Roger provided a series of measures on public water system performance. Compliance rates for public water systems in Maine continue on an upward and positive trend (see attached handout public water system). Roger discussed the definitions of what a community water system is, non-transient-non community, and transient system.

6. DWP STAFFING UPDATE

Roger stated that the DWP currently has two open compliance officer positions. The DWP is hoping to fill those positions soon. Roger discussed the Staff Merit Award Committee. George, Jeff, and Bob volunteered to be on the committee to select this year's recipient.

7. SUGGESTED ITEMS FOR NEXT MEETING

DWC seat appointments
Review of DWP Annual Financial Report
Election of Chair and Vice-Chair

8. 2013 MEETING SCHEDULE-LOCATIONS

September 4, 2013- Smugglers Den Campground- Southwest Harbor
December 4, 2013- The Meadows Greene

9. MOTION TO ADJOURN

Bob made the motion to adjourn John seconded the motion meeting ended at 11:04 am.

Respectfully Submitted
Jim Willis

AFM Payment Summary SFY 2013 as of April 23, 2013

Total Billed:
\$465,265

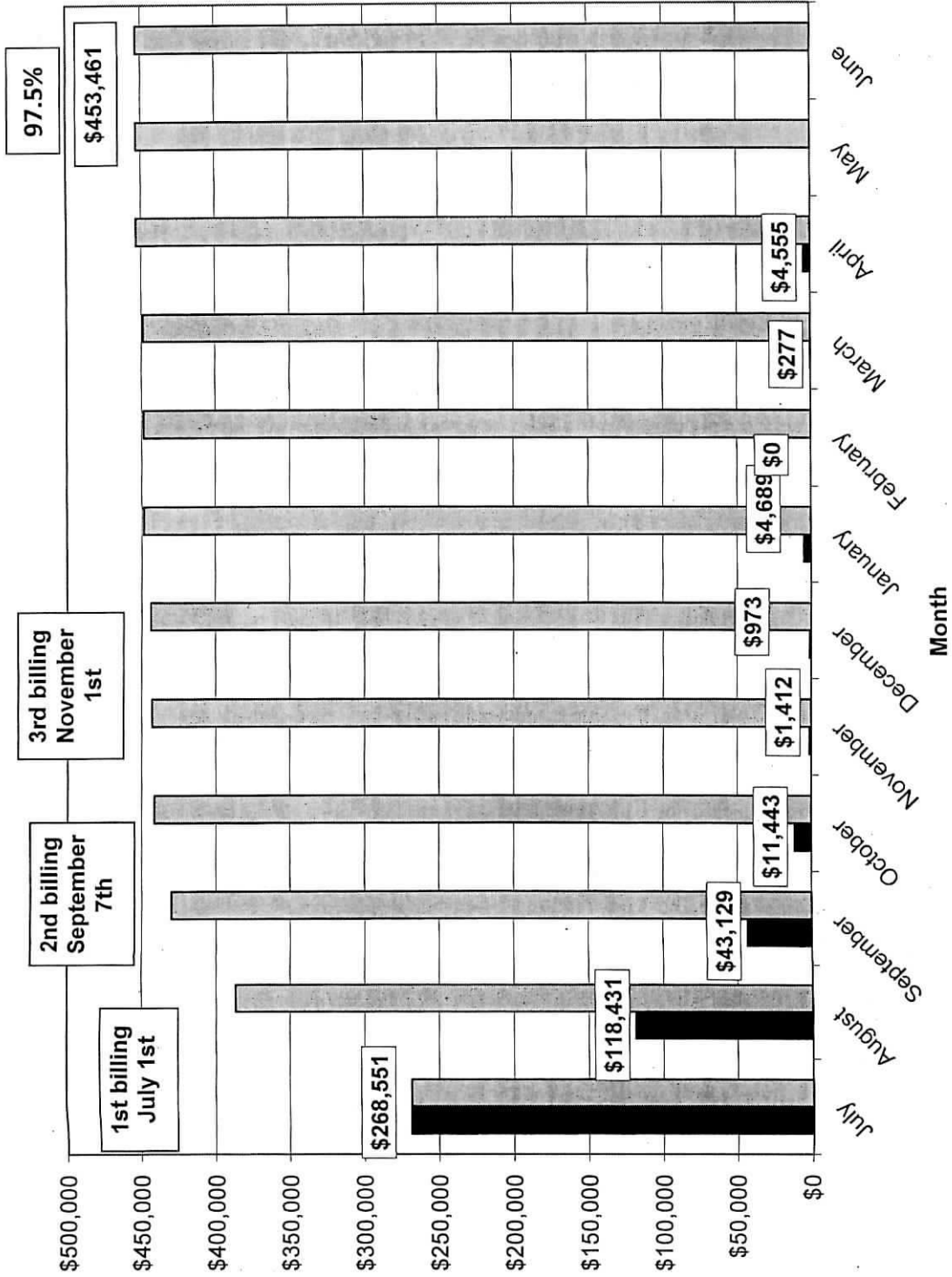
**Total Billed to
Systems
Inactivated in
SFY 2013:**
\$3,150
(0.7%)

**Total
Uncollected:**
\$9,391 (2%)

**Total # of
Systems:**
1,930

**Delinquent
Systems: 71
(3.7%)**

Adjustments:
-\$737 (-0.2%)



■ Monthly Payments
□ Cumulative Payments

AFM Bills Overdue (SFY 2013 and earlier)						
Update April 23, 2013						
PWSID	NAME	Total Bill	Payments	Balance	Enforcement	Type
ME0007150	DISANTOS RESTAURANT	755		755	Y	NC
ME0009972	HIDEAWAY DINER	457.5		457.5		NC
ME0020616	COOS CANYON CAMPGROUND	355		355		NC
ME0003342	HOWARDS TRAILER PARK	355		355	Y	C
ME0008189	SAMOSET RESTAURANT	342.5		342.5		NC
ME0008201	ROSETTES RESTAURANT	325		325		NC
ME0012331	TAVERN AT MAPLE LANE	297.5		297.5		NC
ME0094785	LUCERNE BEACH CLUB	285		285		NC
ME0011805	THE SHED	280		280		NC
ME0014301	THE BOATMAN BAR & GRILL	266.1		266.1		NC
ME0012469	BELGRADE LAKES SEAFOOD	251.25		251.25	Y	NC
ME0094951	GREEN LAKE CAMPING AREA	240		240	Y	NC
ME0014201	SURRY INN	231		231		NC
ME0005103	DUCK PUDDLE CG #2	260	50	210		NC
ME0008392	REUNION STATION RESTAURANT	204.4		204.4		NC
ME0011753	DEMUROS TOP OF THE HILL REST	172		172		NC
ME0013649	ROLLER WORLD- SEACOAST UNITED	172		172		NC
ME0094983	THE PUBLIC HOUSE	167		167		NC
ME0018412	EASTWARD BOWLING LANES	163		163	Y	NC
ME0095663	BIRCH TREE MEADOWS MHP	156.75		156.75	Y	C
ME0014300	KELLY BROOK CAMPGROUND	150		150		NC
ME0026203	THE CORNER RESTAURANT	150		150		NC
ME0114300	KELLY BROOK CABINS @ 3-RIVERS	150		150		NC
ME0012458	HAYWARD FRAZIER POST # 2599	145		145		NC
ME0002423	LAZY ACRES MOBILE HOME PARK	140.5		140.5		C
ME0105103	DUCK PUDDLE CG #1	190	50	140		NC
ME0002230	WHITES BEACH CAMPGROUND	138.65		138.65		NC
ME0094852	THE HIDEAWAY	136.9		136.9	Y	NC
ME0094839	KATHY'S BREAKFAST & CHOWDER	134.6		134.6		NC
ME0006737	THE ROADHOUSE TAVERN	131.5		131.5		NC
ME0094887	BARNCASTLE HOTEL & RESTAURANT	121.6		121.6	Y	NC
ME0009420	STOKEWOODS DINER	117.5		117.5		NC
ME0022874	DANNY DS	195	95	100		NC
ME0091830	US CG JONESPORT - STATION	100		100	Y	C
ME0017508	NORTHLAND PLAZA	100		100		NTNC
ME0003408	ABOL BRIDGE CAMPGROUND	100		100		NC
ME0092380	ATHENS WATER DISTRICT	100		100		NTNC
ME0005849	HEMLOCKS CAMPING AREA	88.25		88.25		NC
ME0005147	NORTHPORT TRAVEL PARK	86		86		NC
ME0098560	DOWNEAST CORRECTIONAL FACILITY	84.2		84.2		C
ME0009244	BEGIN TRAILER PARK	81.5		81.5		C
ME0001048	PROSPECT HILL GOLF CLUB	72.5		72.5		NC

Public Water System "Inactivated" since July 1, 2012

Updates April 23, 2013

NUMBERO	NAME	Total Bill	PAYMENT AMT	Balance
ME0002038	FIRST AND LAST MOTEL LLC	50		50
ME0098259	PORTAGE HILLS COUNTRY CLUB	54.95		54.95
ME0094631	TIMBERS	51.35		51.35
ME0002446	BURGER BOY	81.5		81.5
ME0093190	GARELICK FARMS OF MAINE	225		225
ME0004262	GIORDANOS CAMPING/RECREATION	55.85		55.85
ME0094594	US BORDER STATION-BRIDGewater	50		50
ME0005621	DUFFYS RESTAURANT	361		361
ME0095160	SULLIVAN HOUSE	131.5		131.5
ME0020712	RITE AID - BUCKSPORT	50		50
ME0004750	ALS BAR & GRILL	50		50
ME0004655	GATEWAY MOTEL	158		158
ME0094883	HANSOM HOUSE	123.8		123.8
ME0094910	DELUCCA PROPERTIES AT 382 NORTH ST	50		50
ME0094818	US NCTAMSLANT DET BLDG 134	50		50
ME0092445	MANTLE LAKE PARK	50		50
ME0094734	POINT LOOKOUT - GAZEBO	50		50
ME0092374	LOMBOS PENINSULA OWNERS ASSOCIATION	50		50
ME0094806	NAVAL SUPPORT ACTIVITY-PROSPECT HARBOR	50		50
ME0004696	GOLDEN EAGLE RESTAURANT	318.75		318.75
ME0094976	CAPPUCCINO GALLERY & GARDENS	50		50
ME0094984	ROUTE 191 DINER	50		50
ME0095001	THE WICKED GOOD STORE	113.5		113.5
ME0115149	EAST MACHIAS CAMP MEETING-LOWER CAMP	50		50
ME0095005	NATURAL RESOURCE EDUCATION CENTER	50		50
ME0100887	PINE TREE CAMP- DINING HALL	50		50
ME0092427	THE MAINE LODGE	50		50
ME0002581	YORK COUNTY FAMILY CAMPING	72.5		72.5
ME0094888	KATAHDIN TRUST COMPANY	50		50
ME0004640	LONG LAKE COUNTRY CLUB	88.7		88.7
ME0002476	JUDSONS	106.25		106.25
ME0094783	BARREN VIEW GOLF COURSE	50		50
ME0008761	MOES ROADSIDE EATERY	207.5		207.5
ME0094369	HANCOCK LUMBER -BETHEL INC	50		50
ME0024225	THE BUXTON TAVERN LLC	50		50

Total

\$3,150.15

Maine Drinking Water Program Alternative Funding Mechanism Five Year Budget Projection

Position / Expense Category	Actual	Actual	Actual	Estimate	Estimate	Estimate	Estimate	Estimate
	SFY2010	SFY2011	SFY2012	SFY2013	SFY2014	SFY2015	SFY2016	SFY2017
Office Asst II - Dan T (50%)				14,321	14,321	14,321	14,894	14,894
Envir. Specialist III - Danielle (50%)				24,575	24,575	24,575	25,558	25,558
Envir. Specialist III - Greg (50%)				24,263	24,263	24,263	25,234	25,234
Office Spec I - Carla (50%)				18,970	18,970	18,970	19,728	19,728
Envir. Specialist III - Kate (50%)				23,327	23,327	23,327	24,260	24,260
Envir. Specialist III - Dawn (50%)				24,263	24,263	24,263	25,234	25,234
Envir. Specialist III - Haig (50%)				24,263	24,263	24,263	25,234	25,234
Envir. Specialist III - Jason (50%)				24,263	24,263	24,263	25,234	25,234
Envir. Specialist IV - Robin (50%)				23,743	23,743	23,743	24,693	24,693
Asst Envir. Engineer - Larry (50%)				28,237	28,237	28,237	29,366	29,366
Total Salaries	214,972	191,051	219,822	230,225	230,225	230,225	239,434	239,434
Fringe Benefits	122,176	152,031	110,521	112,732	114,987	117,286	119,632	122,025
Travel	3,426	5,190	4,351	4,322	4,621	4,432	4,458	4,504
Training	-	-	-	-	-	-	-	-
Office Equipment/Computers	-	-	-	-	-	-	-	-
Office Space (Rent, Utilities, MIS)	27,127	28,435	32,372	33,020	33,680	34,354	35,041	35,742
Supplies	992	523	2,318	1,278	1,373	1,656	1,436	1,488
Information Technology	12,322	14,542	12,621	12,874	13,131	13,394	13,662	13,935
Contracts	85	2,612	71					
Indirect Cost	55,329	59,975	39,912	40,711	41,525	42,355	43,202	44,067
Total Expenses	436,429	454,359	421,989	435,162	439,542	443,702	456,865	461,194
				339,668	Q1, Q2, & Q3 SFY 2013 actual expenses			
				452,891	Projected 2013 expenses			
Other Sources		(710,68)	126,439					
AFM Fees Billed/Collected	409,468	481,429	487,575	459,256	459,256	459,256	459,256	459,256
Total Revenues	409,468	480,718	614,014	459,256	459,256	459,256	459,256	459,256
	65,135	38,173	64,533	256,558	262,923	282,637	298,190	300,581
Annual Surplus / (Deficit)	(26,962)	26,359	192,025	6,365	19,714	15,554	2,391	(1,938)
AFM Carryover	38,173	64,533	256,558	262,923	282,637	298,190	300,581	298,643
AFM Fee History								
Per Capita Rate	0.40	0.45	0.45	0.45	0.45	0.45	0.45	0.45
Minimum Fee	45.00	50.00	50.00	50.00	50.00	50.00	50.00	50.00
Maximum Fee	30,000							
Minimum Population	100	100	100	100	100	100	100	100
Bottled Water Fee	(see below)	(see below)	(see below)	(see below)	(see below)	(see below)	(see below)	(see below)
Estimated Revenue by Type								
Community	244,148	303,382	303,382	303,382	303,382	303,382	303,382	303,382
Non-Transient, Non-community	33,172	35,772	35,772	35,772	35,772	35,772	35,772	35,772
Transient, Non-community	91,869	98,725	98,725	98,725	98,725	98,725	98,725	98,725
Bottled Water	46,765	52,560	52,560	21,377	21,377	21,377	21,377	21,377
Small (up to 250,000 gallons)	1,100	1,100	1,100	1,100	1,100	1,100	1,100	1,100
Medium (250,000 to 20 million)	2,350	2,350	2,350	2,350	2,350	2,350	2,350	2,350
Large (over 20 million gallons)	15,665	17,597	17,597	17,597	17,597	17,597	17,597	17,597
Out-of-State	27,320	31,183	31,183	-	-	-	-	-
Water vendors (Min. \$50 Max. \$150)	330	330	330	330	330	330	330	330
Total Estimated Revenue (AFM Fees Billed)	415,954	490,439	490,439	459,256	459,256	459,256	459,256	459,256

AFM Fee Evaluation May 1, 2013

1. History

Previous Fee Increases

May 2010 – DWC approves fee increase – effective starting SFY 2011	
	Per capita \$0.45 (increased from \$0.40)
	Base Fee \$50 (increased from \$45)
May 2007 – DWC approves fee increase - effective starting SFY 2008	
	Per capita \$0.40 (increased from \$0.30)
	Base fee \$45 (Increase from \$35)

Salary Freezes

Beginning on July 1, 2009 (2010 -2011 biennium), all staff pay increases have been frozen. This includes cost of living increases and merit increases. The salary freezes continue through the 2012-2013 biennium. The proposed 2014-2015 budget continues the salary freeze. Primarily as a result of the salary freezes, the current AFM fee revenue continues to exceed expenditures.

2. Revenue Scenarios

	Scenario 1	Scenario 2	Scenario 3	Scenario 4	Scenario 5
Base Fee	\$50	\$50	\$45	\$45	\$40
Per Capita Fee	\$0.45	\$0.40	\$0.45	\$0.40	\$0.30
Estimated Revenue Totals					
Community	\$304,225	\$272,506	\$302,350	\$270,631	\$205,317
Non-Transient, Non-Community	\$34,387	\$32,566	\$32,587	\$30,766	\$25,325
Transient, Non-Community	\$98,986	\$94,321	\$93,286	\$88,621	\$73,591
Subtotal	\$437,599	\$399,393	\$428,224	\$390,018	\$304,232
Bottled Water	\$20,625	\$20,625	\$20,625	\$20,625	\$20,625
Revenue Grand Total	\$458,224	\$420,018	\$448,849	\$410,643	\$324,857

Descriptions:

Scenario 1 – “Do nothing”- no change in fee.

Scenario 2 – Decrease per capita fee only. No reduction for those systems that only pay the base fee.

Scenario 3- Decrease in base fee only. Systems that pay only the base fee see a much higher percentage reduction.

Scenario 4- Decrease in base and per capita fees back to SFY 2007 levels.

Scenario 5 – Decrease in base and per capita fees. This is intended to be a one-time only reduction – see page 2.

Bottled Water – Bottled water fee adjustments are not included in the scenarios above in order to reduce the number of variables and because bottled water represents less than five percent of the overall revenue. Once a preferred scenario is chosen, the bottled water fee should be adjusted appropriately.

3. Expenses

	SFY2012	SFY2013	SFY2014	SFY2015	SFY2016	SFY2017
Estimated Expenses		\$452,891	\$446,870	\$451,177	\$464,489	\$468,971
Three Months of Expenses*		\$113,223	\$111,718	\$112,794	\$116,122	\$117,243
* DWC has a long standing policy of trying to maintain at least three months of expenses in the "carryover" at the end of each fiscal year.						
Estimated Annual Cash Carryover						
Scenario 1						
Previous year carry forward	\$64,533	\$256,558	\$262,923	\$274,276	\$281,323	\$275,057
Annual Surplus / (Deficit)	\$192,025	\$6,365	\$11,353	\$7,047	(\$6,266)	(\$10,747)
Current year Carryover	\$256,558	\$262,923	\$274,276	\$281,323	\$275,057	\$264,311
Scenario 2						
Previous year carry forward	\$64,533	\$256,558	\$262,923	\$236,071	\$204,912	\$160,441
Annual Surplus / (Deficit)	\$192,025	\$6,365	(\$26,852)	(\$31,159)	(\$44,471)	(\$48,952)
Current year Carryover	\$256,558	\$262,923	\$236,071	\$204,912	\$160,441	\$111,489
Scenario 3						
Previous year carry forward	\$64,533	\$256,558	\$262,923	\$264,901	\$262,573	\$246,932
Annual Surplus / (Deficit)	\$192,025	\$6,365	\$1,978	(\$2,328)	(\$15,641)	(\$20,122)
Current year Carryover	\$256,558	\$262,923	\$264,901	\$262,573	\$246,932	\$226,811
Scenario 4						
Previous year carry forward	\$64,533	\$256,558	\$262,923	\$226,696	\$186,162	\$132,316
Annual Surplus / (Deficit)	\$192,025	\$6,365	(\$36,227)	(\$40,534)	(\$53,846)	(\$58,327)
Current year Carryover	\$256,558	\$262,923	\$226,696	\$186,162	\$132,316	\$73,989
Scenario 5 - Fee Reduction in SFY2014 Only. Remaining Years = SFY2013 Fee Levels						
Previous year carry forward	\$64,533	\$256,558	\$262,923	\$140,910	\$147,957	\$141,691
Annual Surplus / (Deficit)	\$192,025	\$6,365	(\$122,013)	\$7,047	(\$6,266)	(\$10,747)
Current year Carryover	\$256,558	\$262,923	\$140,910	\$147,957	\$141,691	\$130,944
	SFY2012	SFY2013	SFY2014	SFY2015	SFY2016	SFY2017

Note: Final carryover estimates will need to be adjusted to reflect reductions in bottled water fees.

Testimony in favor of L.D. 239
An Act to Improve the Return to the State on the Sale of Spirits and To Provide a Source of Payment
for Maine's Hospitals

Senator Tuttle, Representative Luchini and members of the Veteran's and Legal Affairs Committee:

My name is Jeffrey D. LaCasse. I am General Manager of the Kennebec Water District, which serves as the public water supplier for the municipalities of Waterville, Winslow, Fairfield, Benton and Vassalboro and as the source of supply for the municipality of Oakland. As GM of a public water utility, I support LD 239 as a mechanism to fund the state of Maine match for the federal State Revolving Fund for Drinking Water. I am primarily here today, however, to promote the bill and its funding of the SRF match as a member of the Maine Drinking Water Commission. The Drinking Water Commission is a group of nine appointed individuals representing the industry and the drinking water public who are tasked with the responsibility to oversee the Maine Drinking Water Program (DWP), including the funding of the program.

Maine's public drinking water purveyors include not only the approximately 155 municipal departments and districts that serve as community water supplies, but also small non-community systems such as schools, restaurants, mobile home parks, campgrounds, nursing homes, and summer camps, systems that serve the public with their own water supply - in total numbering over 2000 entities. The Maine Drinking Water Program (DWP) is tasked with ensuring that all of those entities provide safe water meeting regulatory standards. Although the DWP receives some funding from the General Fund and some from an Alternate Funding Mechanism that places a surcharge on each of its regulated entities, a major source of program funding derives from the State Revolving Loan Fund (SRF).

On an annual basis, the SRF most dramatically provides low interest funding for many water utility construction projects - many of which are projects initiated by regulatory mandates. From 1997 through 2011, \$26M in state funds has led to \$179M in loans and grants to public water systems in Maine. Just as importantly, however, are SRF funds that are used to fund several positions within the DWP, provide grant money for wellhead and source water protection, offset technical training for water system operators, and probably most importantly retain primacy within the state. Primacy allows the DWP to continue to interact with and assist public water systems to solve problems and provide quality water. A loss of primacy that might occur if the DWP were inadequately funded would place regulation and enforcement directly under the federal jurisdiction of the U.S.E.P.A. The Maine DWP interacts closely with systems through its Compliance and Enforcement, Field Inspection, Water Resources, Information Management and Laboratory Certification teams.

It has been a time consuming and labor intensive struggle for many in our industry in past years to ensure the funding of the SRF match through individual bond issuances, even with the understanding that the state's contribution yields a 5 to 1 match of federal money. To date we have always been successful in getting the voting public's support of the bonds. However, to ensure annual funding and the ability to continue with the programs that result from the funding, we have constantly sought a more secure funding mechanism. L.D. 239 provides that mechanism.

In summary, the money proposed to be obtained from L.D. 239 for the Maine state match for the State Revolving Loan Program for Drinking Water is very important to the goal of continuing to ensure safe drinking water throughout the state.

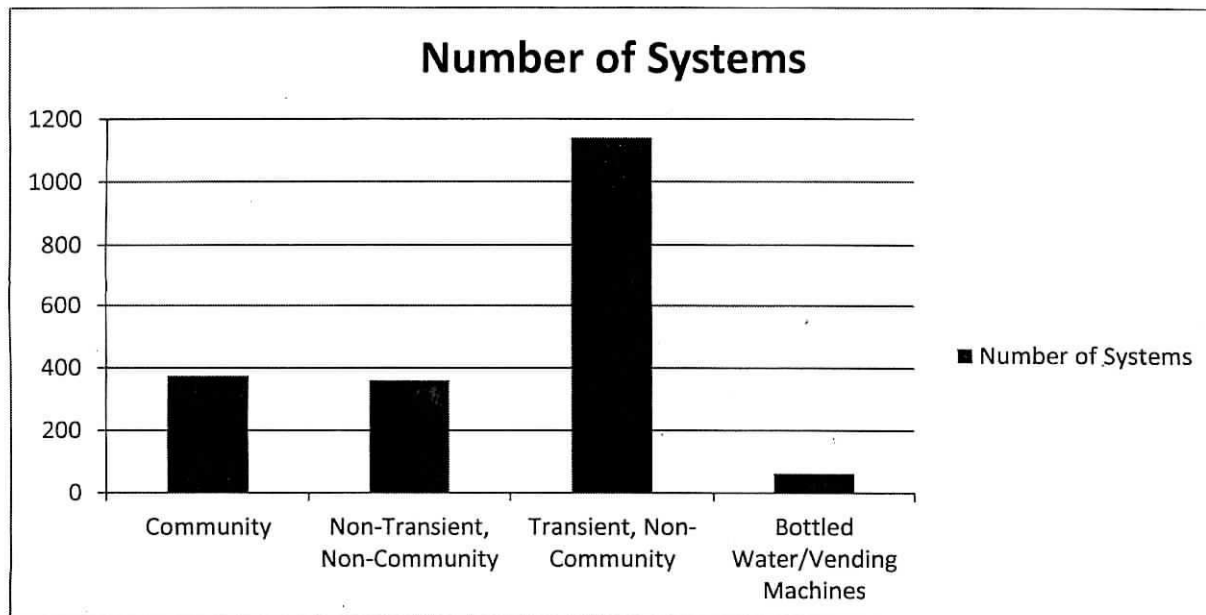
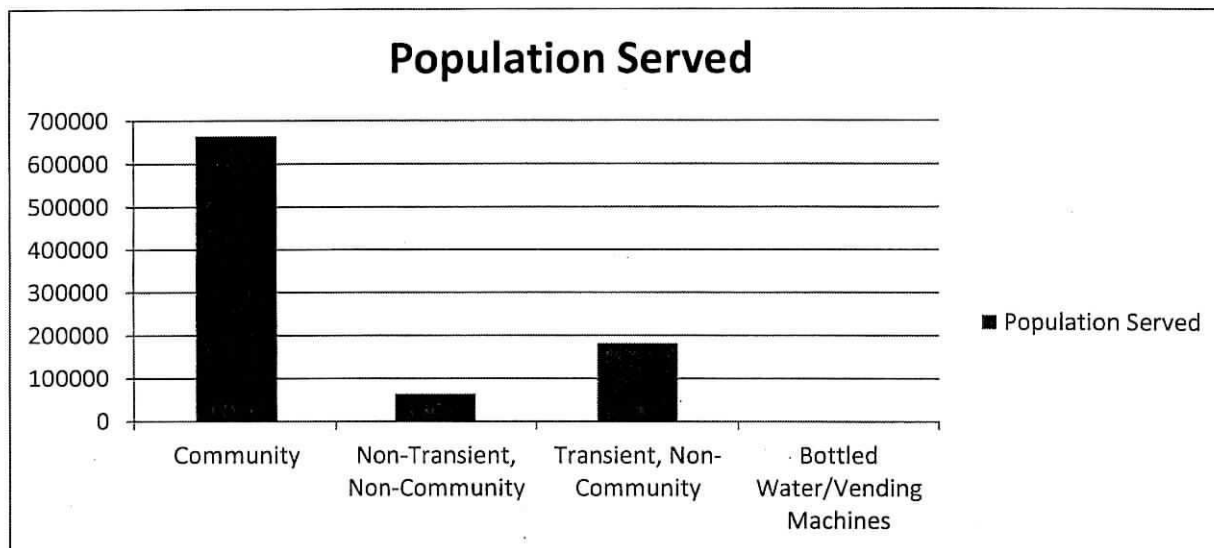
PUBLIC WATER SYSTEM

A public water system is any facility with its own source of water which serves water to 25 or more people for 60 days or more per year. Public water systems include the following three types:

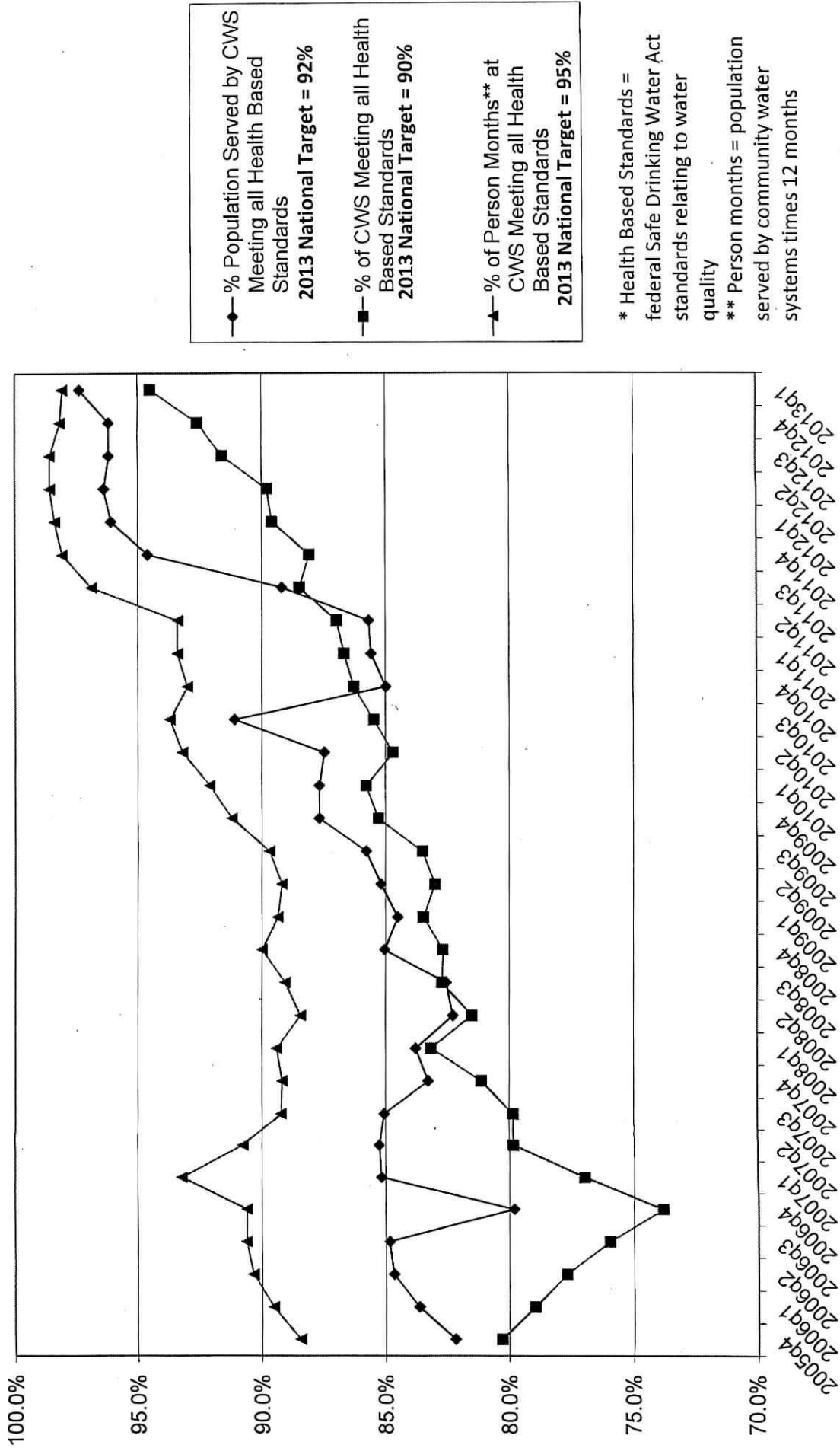
COMMUNITY WATER SYSTEM: A public water system that serves at least 15 service connections used by year-round residents or regularly serves at least 25 year-round residents including water districts, departments, and companies as well as mobile home parks, apartment buildings, and nursing homes

Non-Transient, Non-Community Water Systems: A Non-Community water system that serves at least 25 of the same persons for 6 months or more per year and may include, but is not limited to, a school, factory, industrial park or office building, and

Transient Non-Community Water Systems: A Non-Community water system that serves at least 25 persons, but not necessarily the same persons, for at least 60 days per year and may include, but is not limited to, a highway rest stop, seasonal restaurant, seasonal motel, golf course, park or campground. A bottled water company is a transient, non-community water system.



Community Water Systems(CWS) Performance Data Compliance with Health Based Standards*



1st Quarter FY 2013 GPRA Results

ME

	GPRA-sys	GPRA-pop
'13 National Target	90%	92%
'13 Actual Region I	86.3%	94.0%
'13 ME	94.5%	97.4%

Measure: *Percent of person months (i.e., all persons served times 12 months) during which community water systems provide drinking water that meets all applicable health-based standards*

Explanation: This measure tracks the duration of a population's exposure to violations. For example, some systems may receive a violation for an incident that lasts one day (e.g., turbidity increase due to storm event) as opposed to a longer term event.

These statistics are calculated each quarter using the most recent 4 quarters of health-based compliance information in SDWISFED for community systems.

1st Quarter FY 2013 GPRA Results

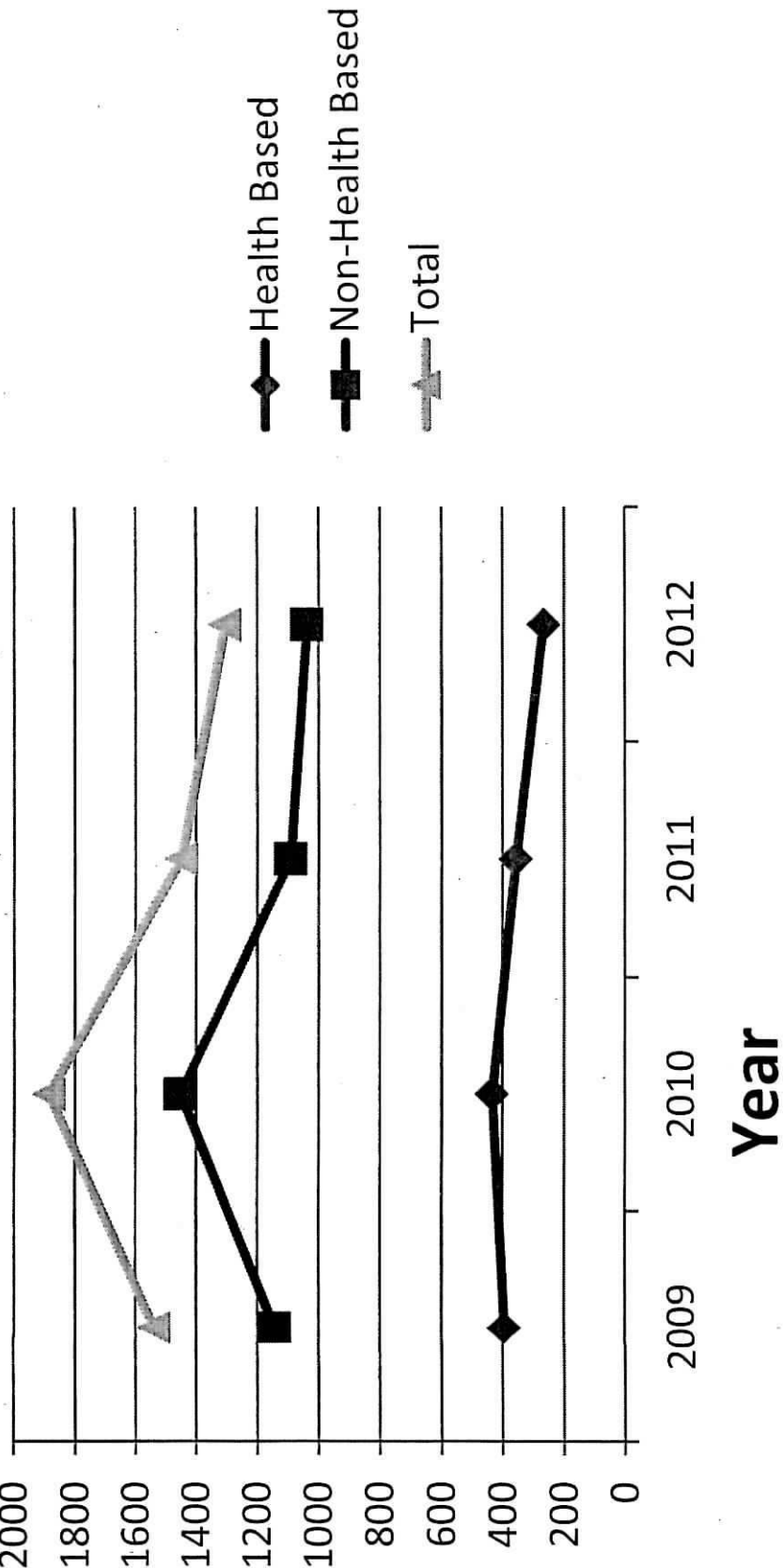
ME

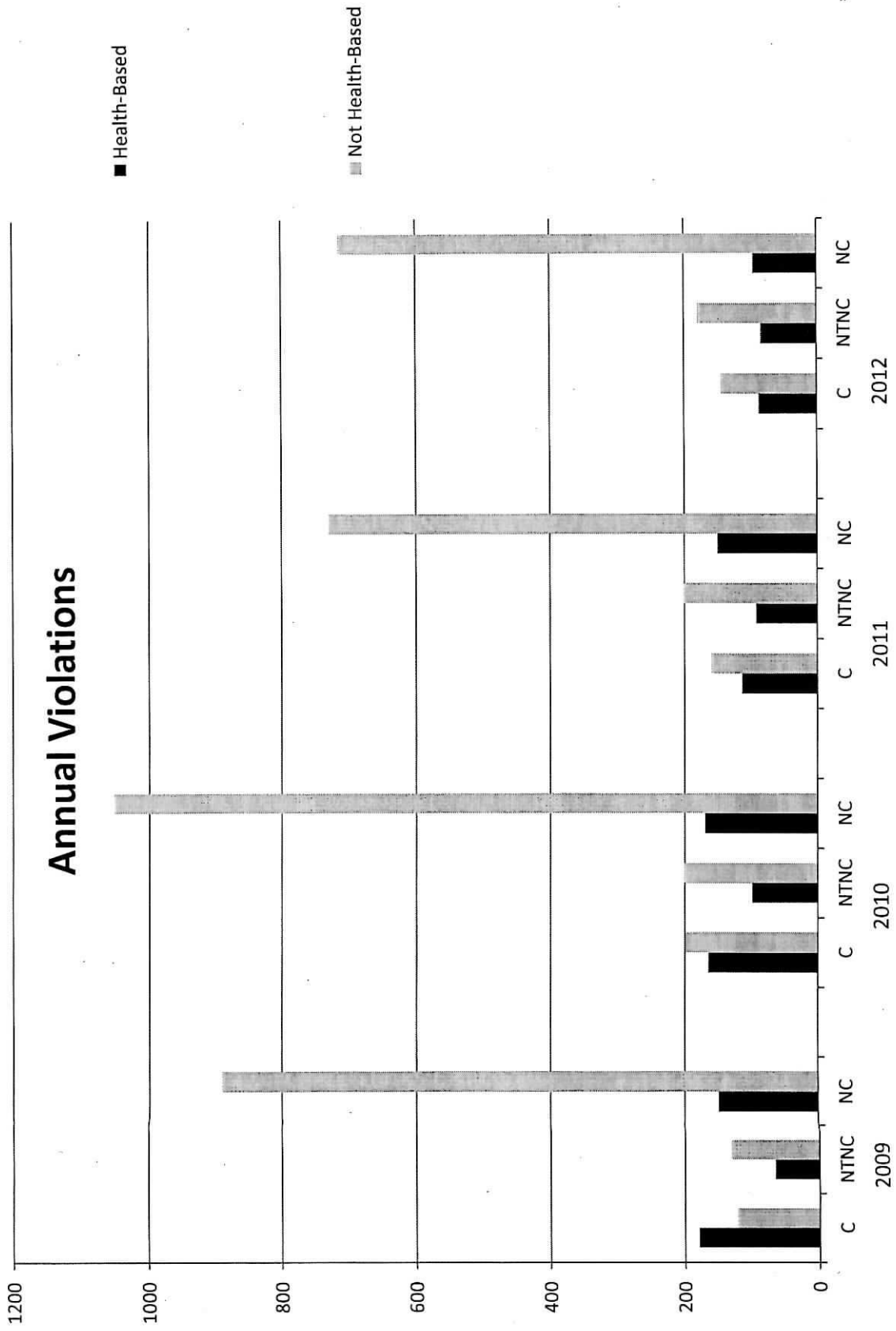
	% Person Months
'13 Target National	95.0%
'13 Actual National	95.6%
'13 Actual Region 1	97.4%
'13 Actual ME	98.1%

% Person months is the % of community water that provide drinking water that meets all applicable health based standards.

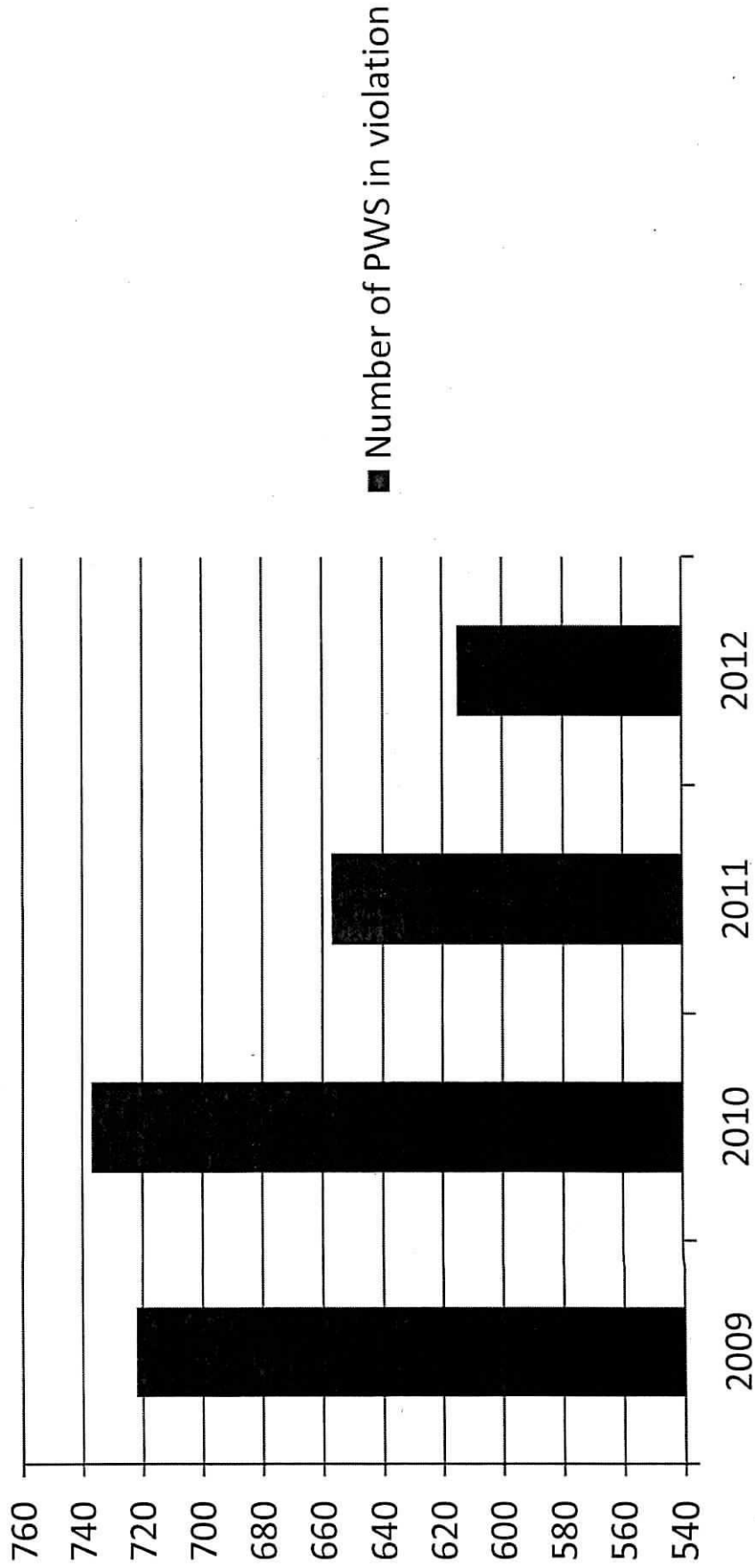
These statistics are calculated each quarter using the most recent 4 quarters of health-based compliance information in SDWISFED for community systems.

Health Based vs. Non-Health Based Violations

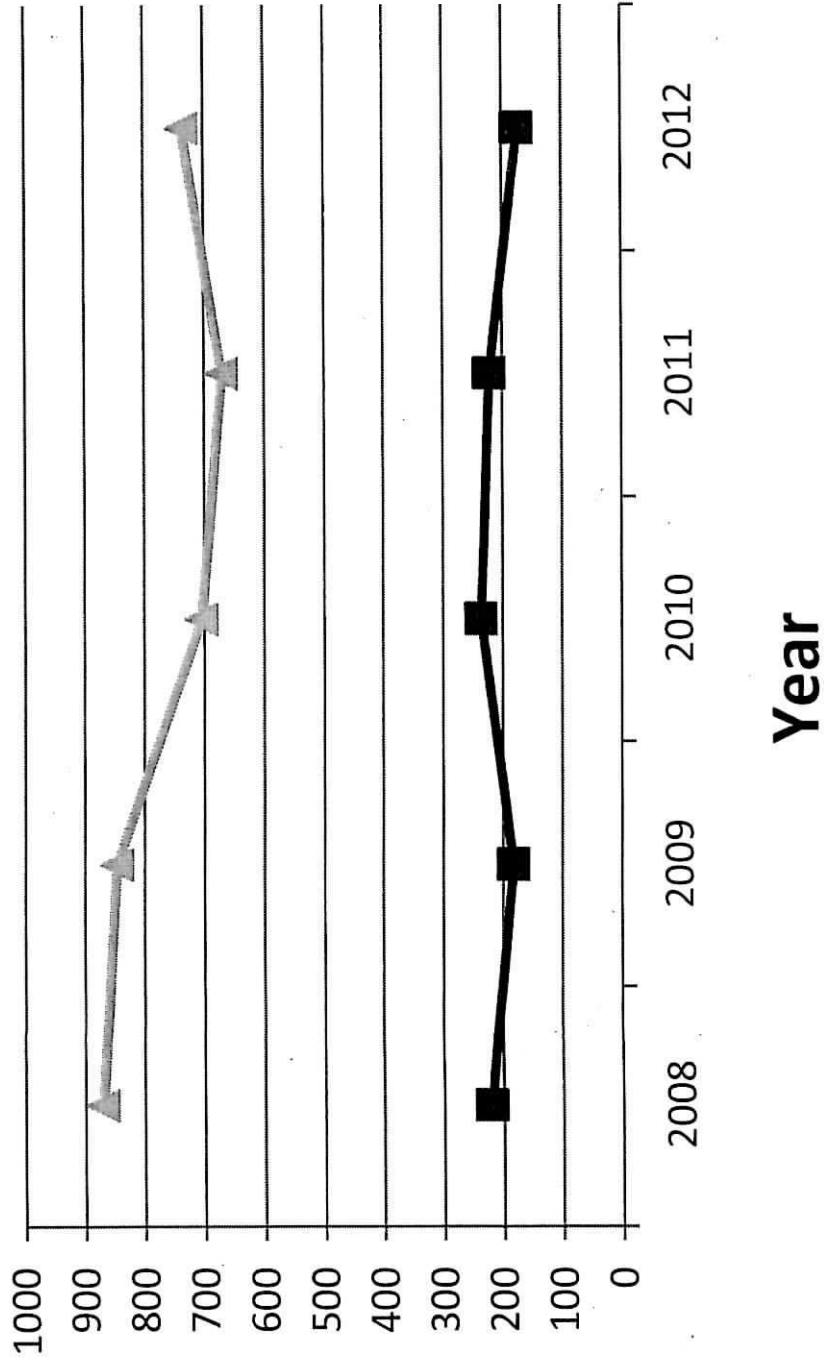




Number of Unique PWSs in Violation



Total Coliform Rule Violations

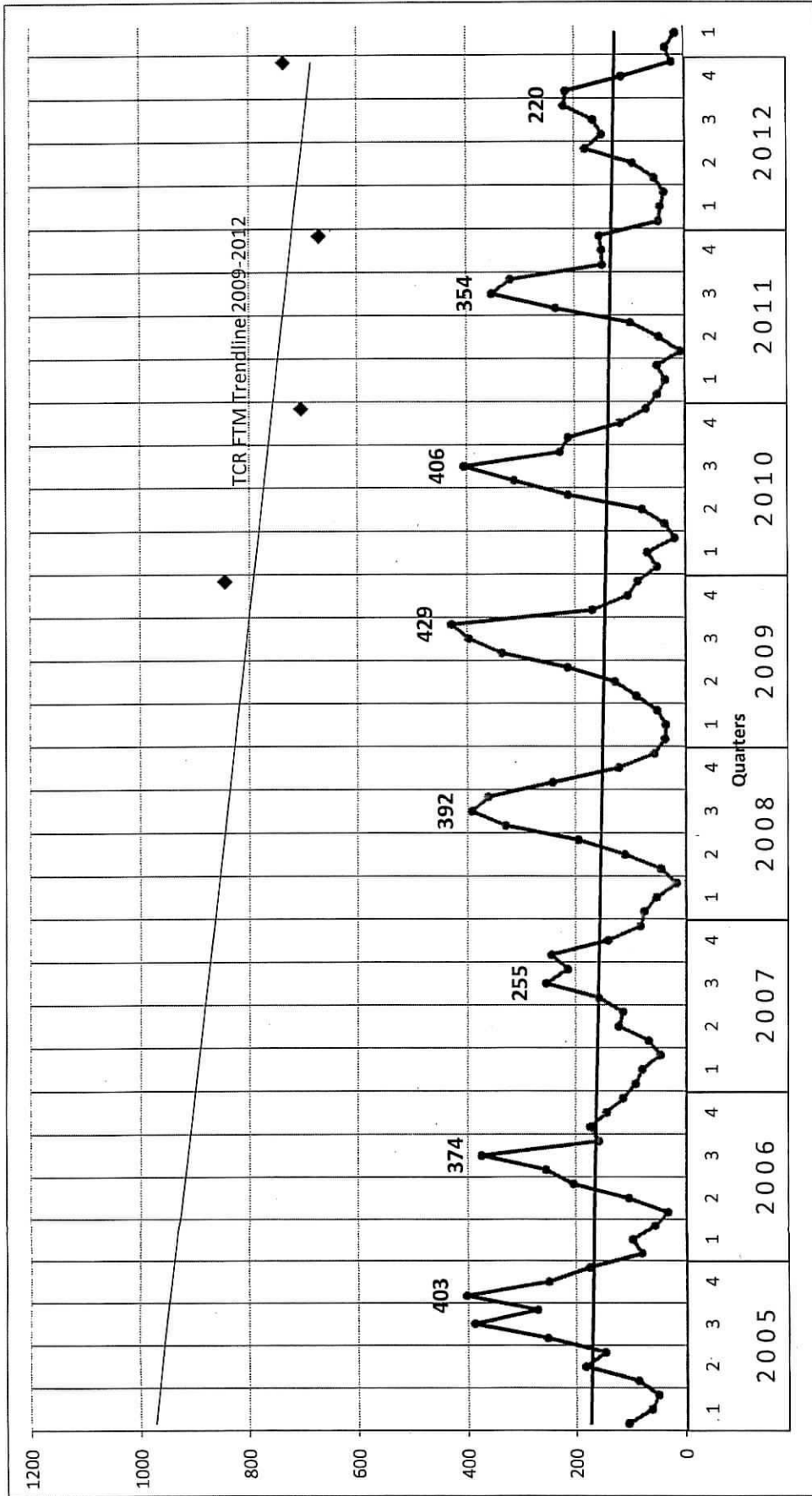


■ MCL

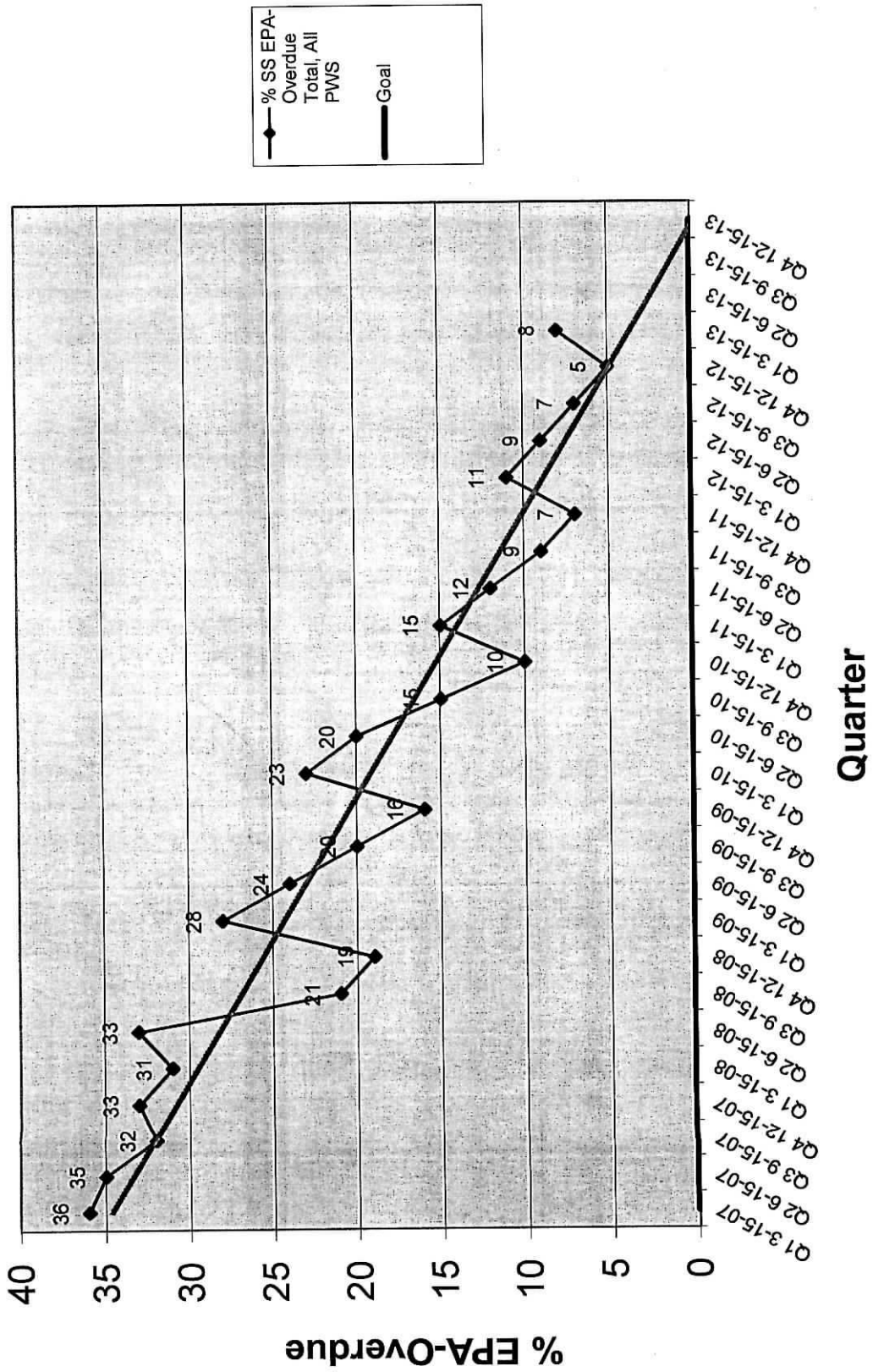
▲ FTM

Total Coliform Positives Compared to Total Coliform Rule Failure to Monitor

3/22/13



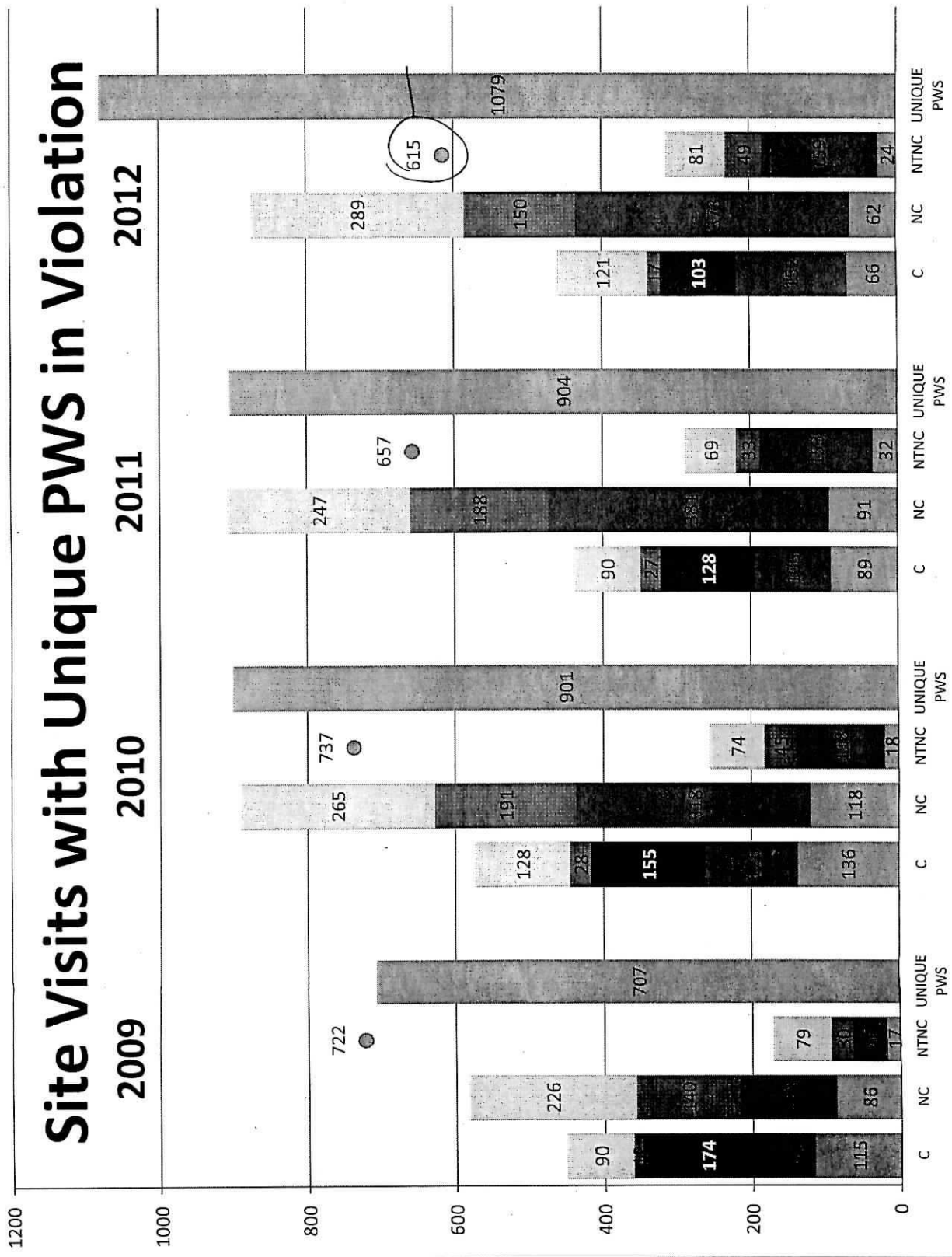
Percent of PWSs with Sanitary Survey EPA-Overdue
 (23% = one year backlog, this graph only)
 [9-15-08 starts graphing "EPA-Overdue" only]



Site Visits with Unique PWS in Violation

2009 2010 2011 2012

- Sanitary Survey
- Sample Collection
- SRF
- Technical Assistance
- Other



Total Active Systems 375 1137 358