

Mercury Program

Preliminary Summary

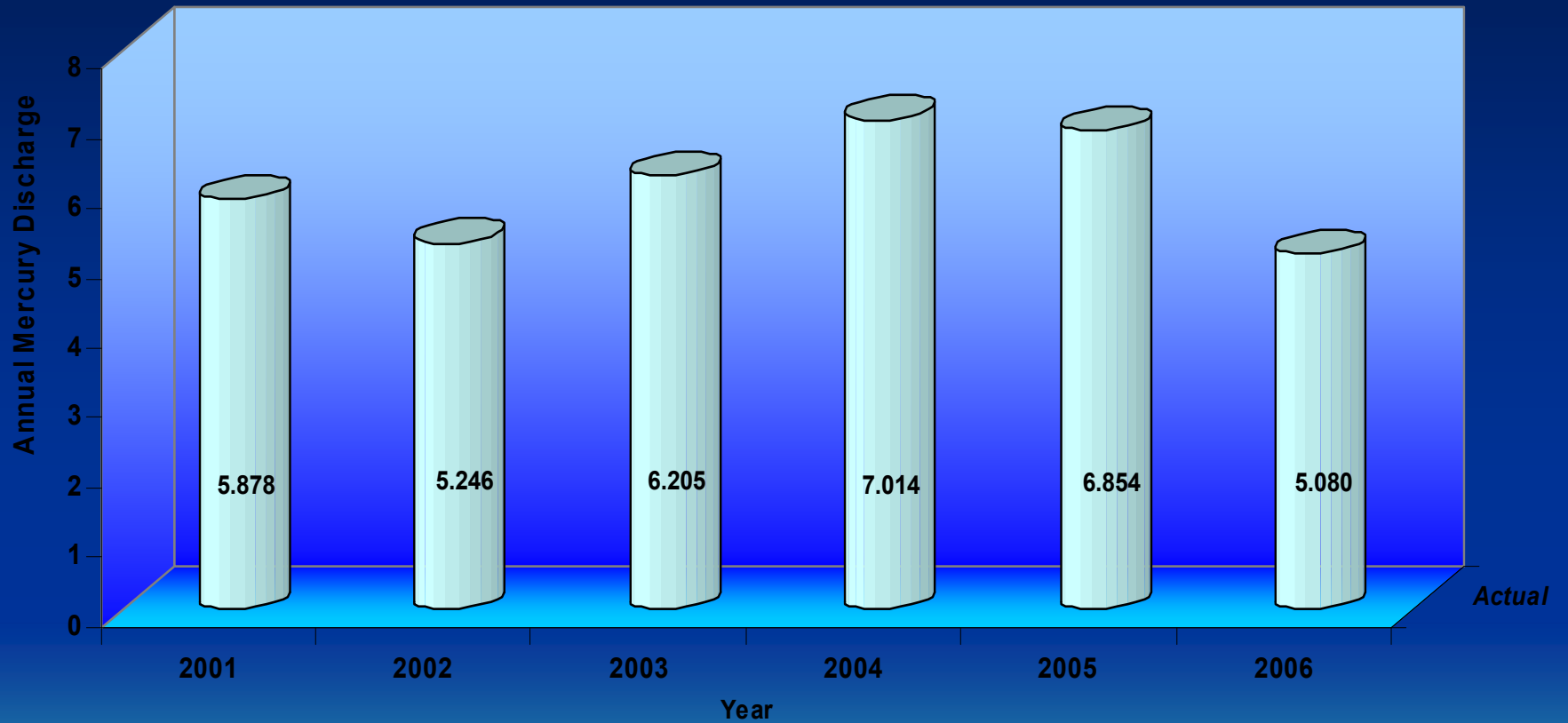
Sterling Pierce

Compliance & Technical Assist Unit

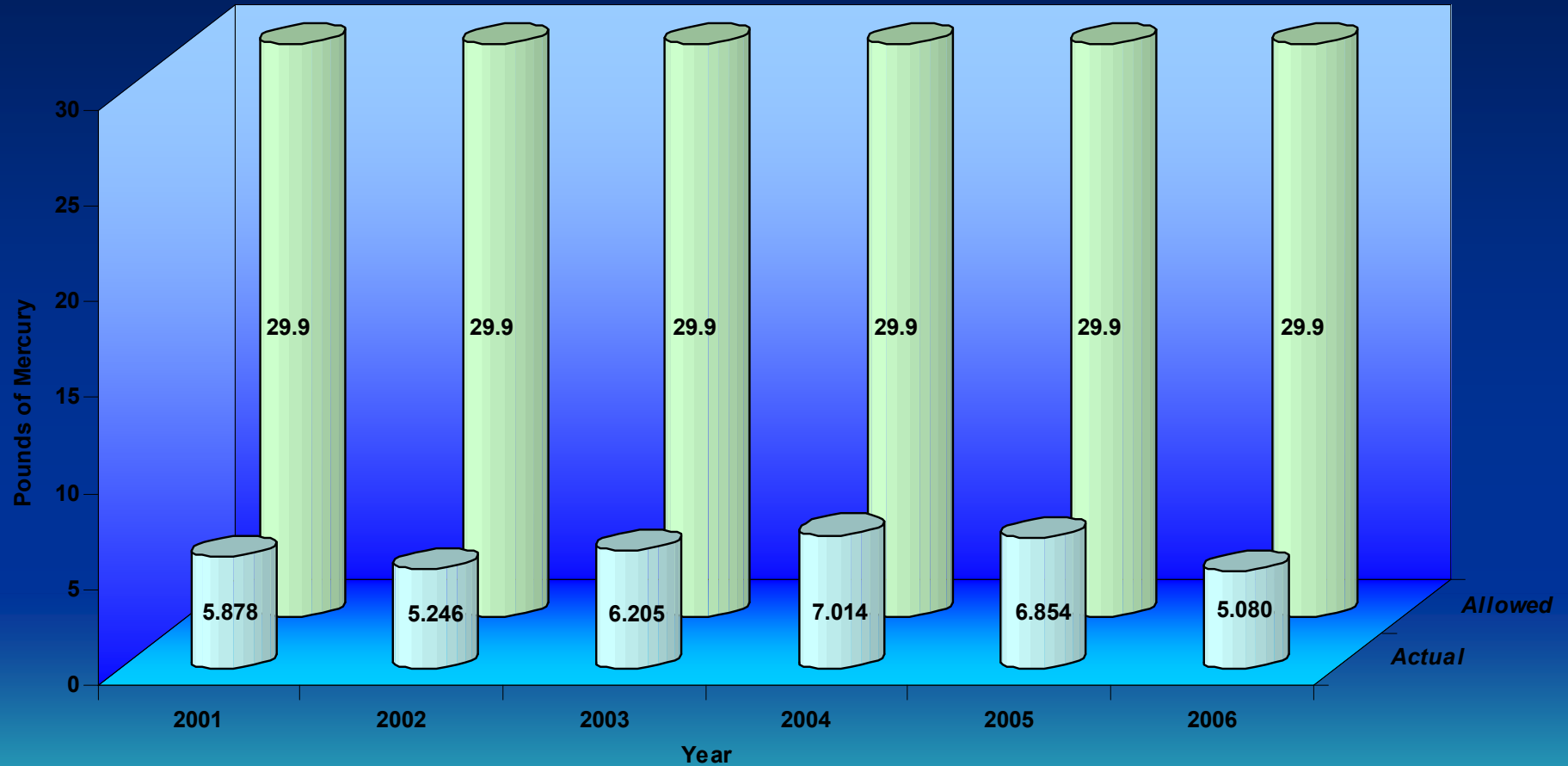
Maine DEP



Mercury Summary



Mercury Summary



Note: Mercury Monitoring data are incomplete for some facilities.

Mercury Summary

- Total facilities with limits
 - Initially - 116
- Number of facilities with violations
 - 69 facilities
- Total number of violations
 - 180 Data points Approximately 4100 (4%)
- 20 Facilities have more than 2 violations
- 49 Facilities have only 1 or 2 violations



Mercury Program Evaluation


- Complete Analysis of Effluent Data
 - Recalculate averages using statistically valid number of data points
 - Evaluate the degree of variation of data for each facility
 - Evaluate compliance with average & max
 - Perform trend analysis of the data
 - Evaluate compliance with testing required



Future Mercury Program

- Need to complete the analysis
- Make decisions on what we have learned and the compliance rates to date
- Make any necessary modifications to existing program





Compliance Issues

Sterling Pierce

Compliance & Technical Assist Unit

Maine DEP



Compliance Issues

- New Guidance Document
 - BOD & TSS Pass Fail Criteria
 - Accompanying Valid / Invalid Determinations
- Developed to establish clear criteria and consistent response to testing problems



Data Submittal

- Priority Pollutant Analyses
 - Previously submitted on 3¼ Floppy Disk
- Newer Technologies
- Submit on CD or attachment to an e-mail to inspector
 - Make sure you have current forms
- Important
 - Need to send in signed hard copy for file



DMR Submittal

- Submittal of DMR' s
 - Previously have entered partial DMR's
- New system EDMR / EFIS
 - DMR's with a blank cannot be entered
- Incomplete DMR's / Mean Late DMR's
- If you miss a blank, inspector will inform you
 - Send in corrected sheet immediately
- Must have data or valid NODI Code
- *Please Double Check All Pages*

