

HOW MUCH IPM ARE MAINE SCHOOLS DOING?

Results of the 2012 Maine School IPM Survey

Introduction

Pesticide use and pest management activities in Maine's K-12 schools are governed by state and federal regulations. In Maine, all schools are required to appoint a staff member to coordinate pest management activities, notify parents and staff in advance of pesticide applications, and use Integrated Pest Management (IPM) practices to safeguard children and their teachers. IPM practices are designed to prevent or safely address pests, such as certain insects, animals or weeds that can invade buildings, damage sports fields or threaten people.

Are Maine's schools successfully implementing IPM? What challenges do our schools face in complying with these requirements? To find out, the Integrated Pest Management Institute of N.A., a non-profit organization, enlisted support from the Maine Departments of Education and Agriculture, Conservation and Forestry to survey Maine public schools. This voluntary on-line survey was conducted in September and October of 2012. The IPM Institute shared the summary of the results, but individual responses were kept confidential. Of the 164 public school districts in Maine, 78 participated yielding a response rate of nearly 48%.

According to the survey results, Maine school districts are doing a pretty good job implementing IPM. Almost every school district (95%) has a written IPM policy and an IPM coordinator as required, and 91% use pest-preventive maintenance and custodial protocols. Many of the schools (77%) regularly monitor for pests in buildings and on grounds to address and prevent pest problems and 68% minimize pesticide exposure risk by using least-risk pesticide products when needed.

The study also showed areas where Maine's public schools need improvement. For example, 12% indicated that pesticides are regularly applied to 'prevent' pests—a practice that is strongly discouraged and which is in violation of Maine's school IPM regulations. In addition, only 24% have a school committee that addresses IPM and just 4% reported that IPM is taught to students as part of the curriculum. Responses from the 78 participating districts are below.

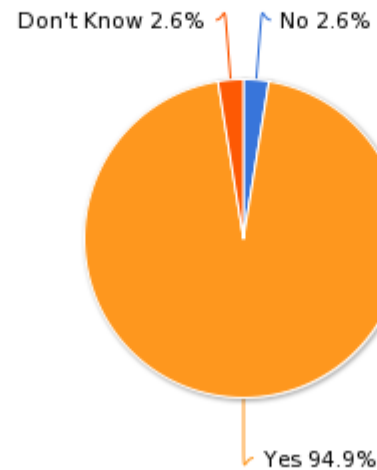
Maine's School IPM program will use the information collected to improve program components such as educational materials and training for school IPM coordinators.

Maine IPM School District Survey Summary Report

Results of the IPM survey of Maine public school districts conducted during Sept-Oct 2012 by the IPM Institute of N.A. A response rate of nearly 48% was achieved with 78 out of 164 districts participating.

Does your school district have a written IPM policy? An IPM policy is a statement of commitment to IPM. To view a sample policy, [click here](#).

Does your school district have a written IPM policy? An IPM policy is a statement of commitment to IPM. To view a sample policy, [click here](#).



Value	Count	Percent
No	2	2.6%
Yes	74	94.9%
Don't Know	2	2.6%

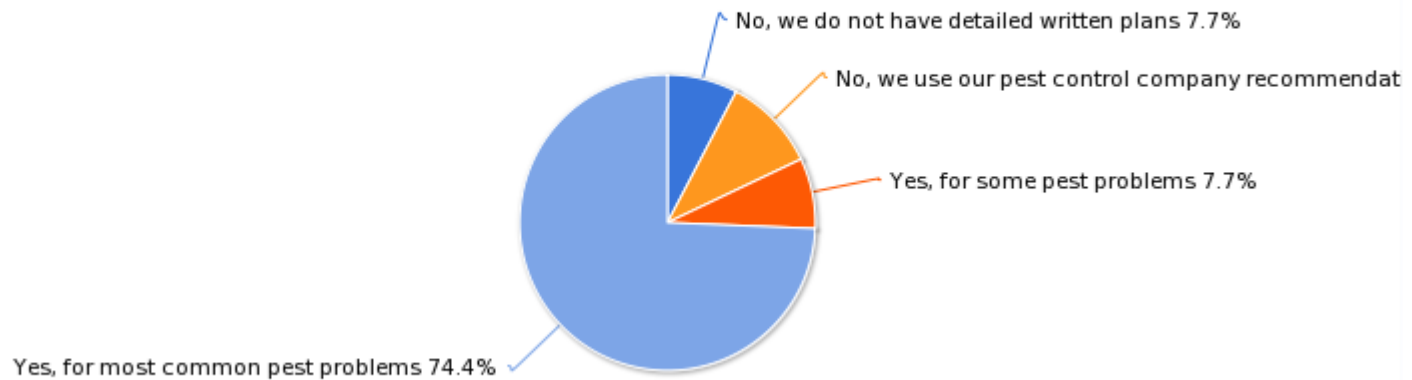
Statistics

Total Responses

78

Does your district maintain a written pest management plan? An IPM plan includes specifics for how pest management is performed in the school district, including staff roles and specific strategies for important pests. An example IPM plan can be found here.

Does your district maintain a written pest management plan? An IPM plan includes specifics for how pest management is performed in the school district, including staff roles and specific strategies for important pests. An example IPM plan can be found here.

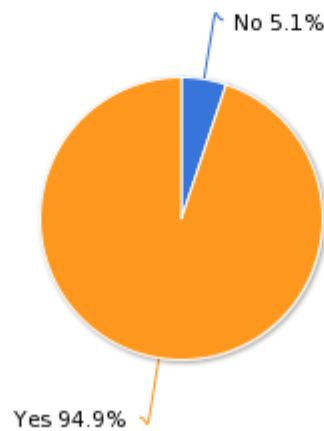


Value	Count	Percent
No, we do not have detailed written plans	6	7.7%
No, we use our pest control company recommendations	8	10.3%
Yes, for some pest problems	6	7.7%
Yes, for most common pest problems	58	74.4%
Don't know	0	0.0%

Statistics	
Total Responses	78

Does your school district have a designated IPM coordinator? An IPM coordinator is a person who is responsible for overseeing day-to-day implementation of an IPM program.

Does your school district have a designated IPM coordinator? An IPM coordinator is a person who is responsible for overseeing day-to-day implementation of an IPM program.

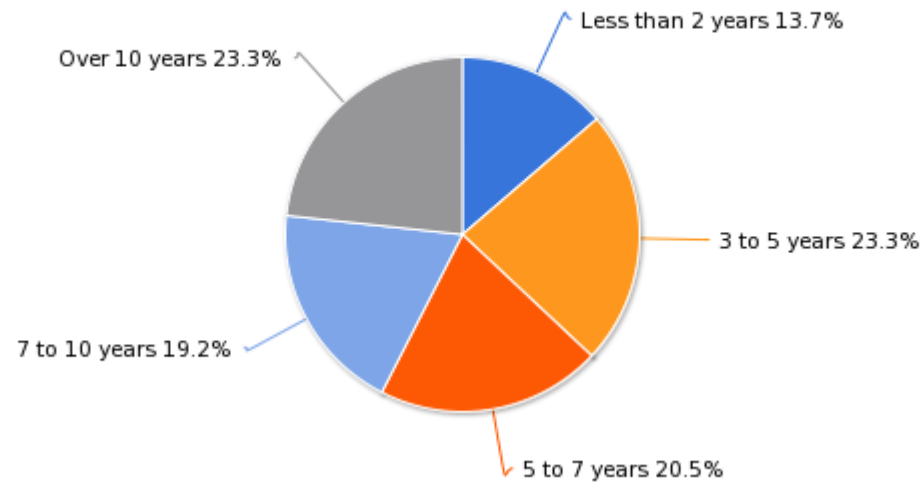


Value	Count	Percent
No	4	5.1%
Yes	74	94.9%
Don't Know	0	0.0%

Statistics	
Total Responses	78

How many years of IPM experience does your IPM coordinator have?

How many years of IPM experience does your IPM coordinator have?

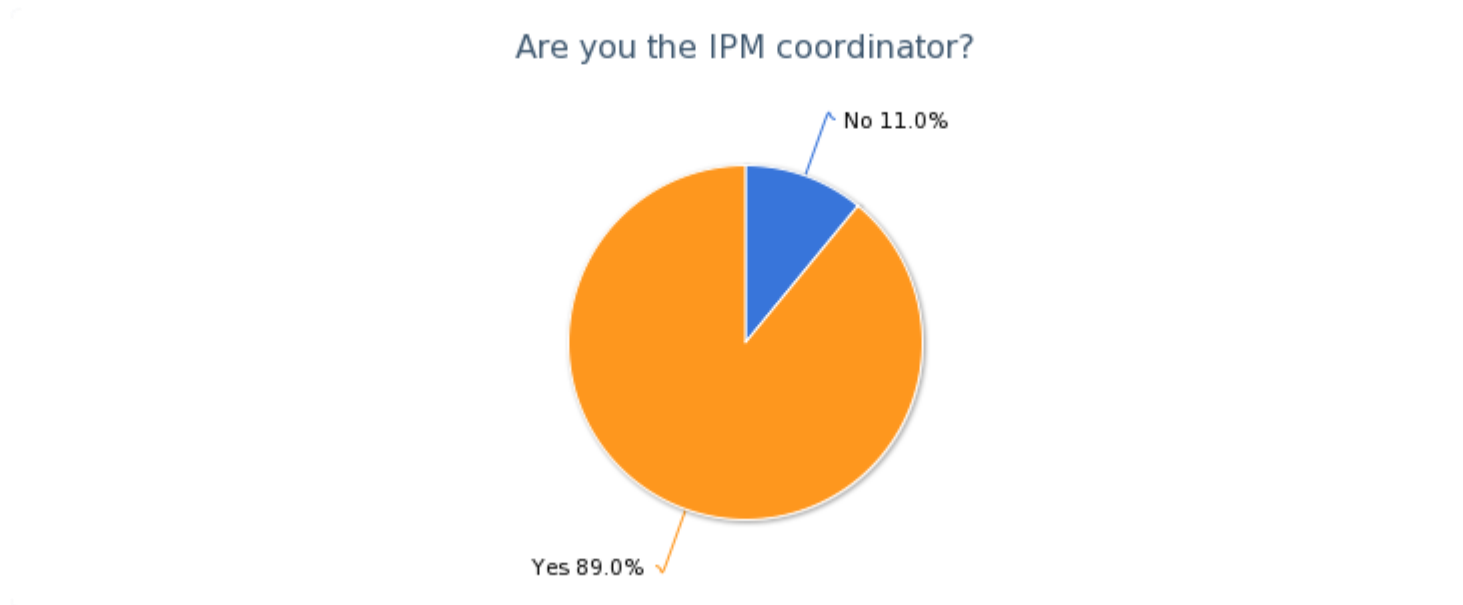


Value	Count	Percent
Less than 2 years	10	13.7%
3 to 5 years	17	23.3%
5 to 7 years	15	20.6%
7 to 10 years	14	19.2%
Over 10 years	17	23.3%

Statistics

Total Responses	73
Sum	224.0
Avg.	4.9
StdDev	1.6
Max	7.0

Are you the IPM coordinator?

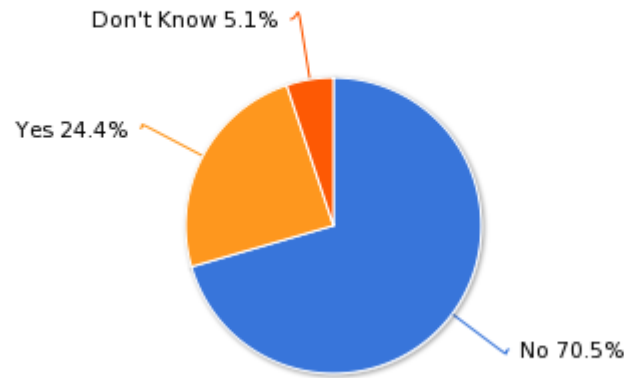


Value	Count	Percent
No	8	11.0%
Yes	65	89.0%

Statistics	
Total Responses	73

Does your school district have a committee that addresses school IPM? For example, an IPM, safety or other stakeholder committee that meets at least annually including reviewing pest management policies and practices.

Does your school district have a committee that addresses school IPM? For example, an IPM, safety or other stakeholder committee that meets at least annually including reviewing pest management policies and practices.



Value	Count	Percent
No	55	70.5%
Yes	19	24.4%
Don't Know	4	5.1%

Statistics		
Total Responses		78

Do schools in your district track the number of pest complaints occurring each year?

Do schools in your district track the number of pest complaints occurring each year?



Value	Count	Percent
Yes	56	71.8%
No	22	28.2%

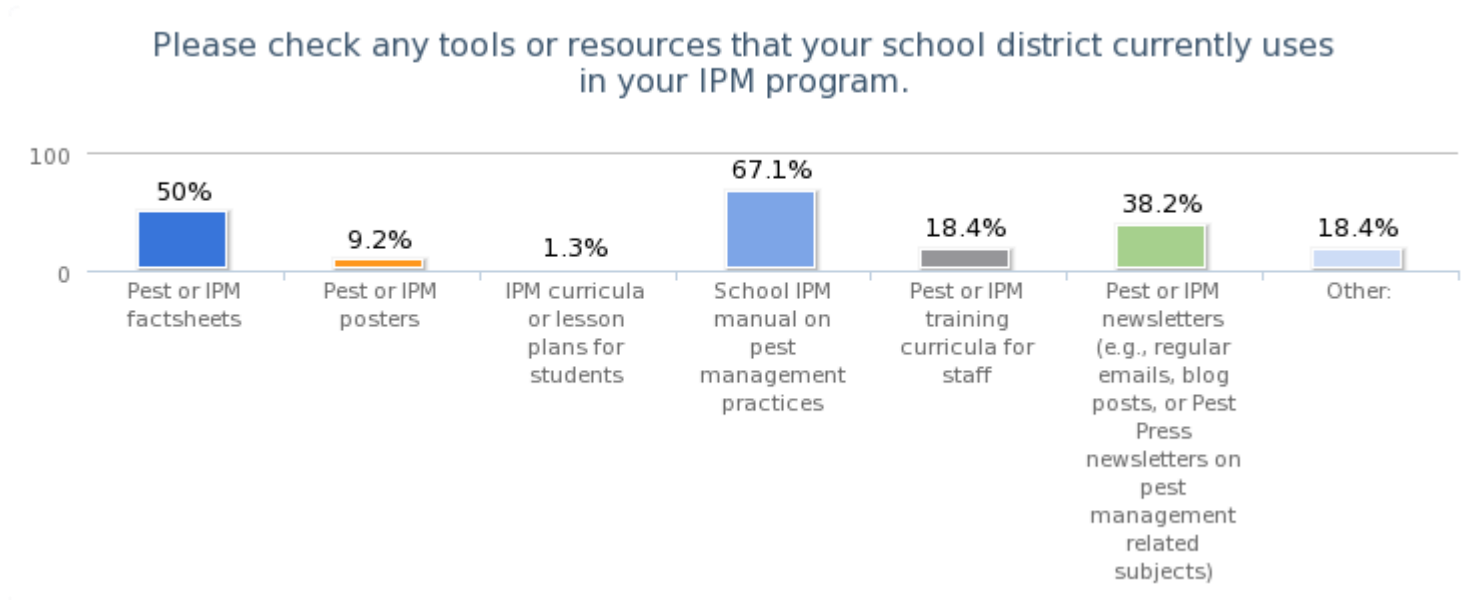
Statistics

Total Responses	78
-----------------	----

Who performs pest management activities in your school district in the following areas?

	District Employee(s)	Outside Contractor(s)	Both	Responses
Food Service Areas	35.9% 28	39.7% 31	24.4% 19	78
Buildings (excluding food handling areas)	38.5% 30	34.6% 27	26.9% 21	78
General Grounds	39.7% 31	34.6% 27	25.6% 20	78
Athletic Fields	35.9% 28	34.6% 27	29.5% 23	78

Please check any tools or resources that your school district currently uses in your IPM program.



Value	Count	Percent
Pest or IPM factsheets	38	50.0%
Pest or IPM posters	7	9.2%
IPM curricula or lesson plans for students	1	1.3%
School IPM manual on pest management practices	51	67.1%
Train-the-trainer IPM Manual	0	0.0%
Pest or IPM training curricula for staff	14	18.4%
Pest or IPM newsletters (e.g., regular emails, blog posts, or Pest Press newsletters on pest management related subjects)	29	38.2%
Other:	0	0.0%
Other:	14	18.4%

Statistics	
Total Responses	76

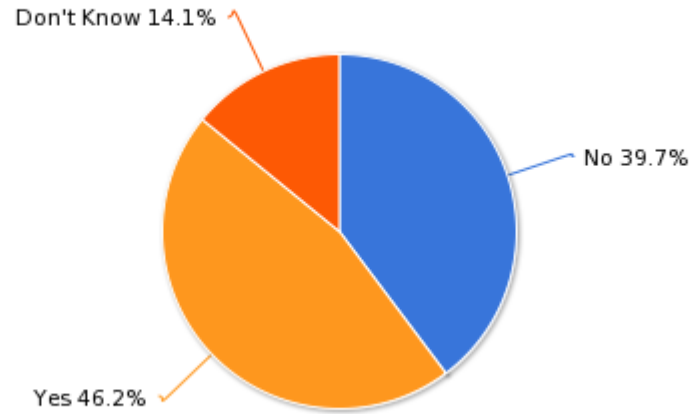
Which of the following pest management strategies are practiced in your school district?

	All schools in the district	3/4 of schools in the district	1/2 of schools in the district	1/4 of schools in the district	No schools in the district	Don't Know	Responses
Pesticides are applied in or to the outside of school buildings on a regular or routine basis to prevent pest problems.	11.5% 9	0.0% 0	0.0% 0	10.3% 8	74.4% 58	3.8% 3	78
Pesticides are applied on school grounds on a regular or routine basis.	10.3% 8	0.0% 0	5.1% 4	14.1% 11	67.9% 53	2.6% 2	78
Only licensed pesticide applicators are permitted to apply pesticides in or to the outside of school buildings.	88.5% 69	0.0% 0	0.0% 0	1.3% 1	7.7% 6	2.6% 2	78
Only licensed pesticide applicators are permitted to apply pesticides to school grounds.	88.5% 69	0.0% 0	0.0% 0	3.8% 3	3.8% 3	3.8% 3	78
Written records are kept of all pesticide applications to or in school buildings.	84.6% 66	2.6% 2	1.3% 1	1.3% 1	6.4% 5	3.8% 3	78
Written records are kept of all pesticide application to school grounds.	87.2% 68	1.3% 1	1.3% 1	3.8% 3	3.8% 3	2.6% 2	78
Written records are kept of all pest complaints.	66.7% 52	3.8% 3	1.3% 1	6.4% 5	16.7% 13	5.1% 4	78
Pesticide applications are counted and evaluated each year, e.g., compared to the previous year.	43.6% 34	0.0% 0	2.6% 2	3.8% 3	41.0% 32	9.0% 7	78
Pest complaints are counted and evaluated each year, e.g., compared to the previous year.	39.7% 31	1.3% 1	3.8% 3	3.8% 3	42.3% 33	9.0% 7	78
Pest presence is monitored, e.g., sticky insect monitoring traps, visual inspection, on an ongoing basis.	76.9% 60	2.6% 2	2.6% 2	5.1% 4	10.3% 8	2.6% 2	78
Written records are kept of pest monitoring results.	62.8% 49	1.3% 1	2.6% 2	3.8% 3	23.1% 18	6.4% 5	78
Pests are accurately identified before any management steps are taken including pesticide applications.	89.7% 70	0.0% 0	0.0% 0	0.0% 0	6.4% 5	3.8% 3	78
Action thresholds are used, e.g., number of weeds in an area, to determine when to apply a pesticide.	55.1% 43	0.0% 0	5.1% 4	2.6% 2	25.6% 20	11.5% 9	78

An approved list of least-risk pesticides is used.	67.9% 53	1.3% 1	1.3% 1	2.6% 2	19.2% 15	7.7% 6	78
When pest problems occur, a priority is placed on identifying and resolving the cause of pest problems, e.g., improving sanitation.	88.5% 69	2.6% 2	0.0% 0	2.6% 2	3.8% 3	2.6% 2	78
School buildings are inspected regularly to identify conditions that might lead to pest problems, e.g., missing or damage door sweeps, leaking pipes, etc.	91.0% 71	1.3% 1	1.3% 1	1.3% 1	2.6% 2	2.6% 2	78
School grounds are inspected regularly to identify conditions that might lead to pest problems, e.g., bare spots in lawns or athletic fields, areas that accumulate water.	79.5% 62	1.3% 1	2.6% 2	1.3% 1	11.5% 9	3.8% 3	78
Formal sanitation/housekeeping protocols include prevention for common pests, e.g., removing food debris from hard-to-reach places in food service areas, opening and cleaning floor drains in food service areas.	91.0% 71	3.8% 3	1.3% 1	1.3% 1	0.0% 0	2.6% 2	78
Integrated Pest Management is taught to students as part of the curriculum.	3.8% 3	0.0% 0	0.0% 0	6.4% 5	57.7% 45	32.1% 25	78

Does your district track overall funds spent on pest management each year?

Does your district track overall funds spent on pest management each year?



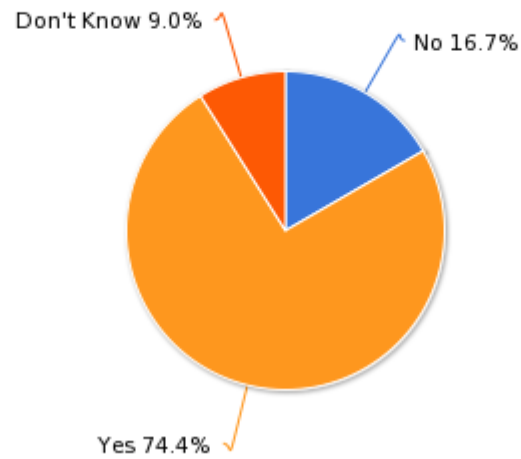
Value	Count	Percent
No	31	39.7%
Yes	36	46.2%
Don't Know	11	14.1%

Statistics

Total Responses 78

Does your district track the number of pesticide applications on schools or school grounds?

Does your district track the number of pesticide applications on schools or school grounds?



Value	Count	Percent
No	13	16.7%
Yes	58	74.4%
Don't Know	7	9.0%

Statistics

Total Responses 78