


ANNUAL REPORT

1992

COMMISSION ON GOVERNMENTAL ETHICS AND ELECTION PRACTICES



Revised 10/93

INDEX

Advisory recommendations:

- Conflict of interest.....4
- Campaign finance.....7
- Other findings.....6

Audits.....5

Campaign Financing.....5

Commission counsel.....1, 3

Commission members.....1

Commission overview.....2

Complaints.....5-6

County candidates- receipts/expenditures.....44-46

Disputed elections.....8

Ethics seminar.....4

Fair campaign practices code.....7, 47

Filings, late filings.....5, 6-7

Financial disclosure.....4

Governmental Ethics.....3

House candidates - spending statistics.....19-21

House candidates - receipts/expenditures.....22-30

Legislative campaign stats. 1988-1992 - receipts/expenditures.....11-12

Municipal candidates.....8

Political action committees - spending trends 1988-1992.....31-33

Political action committees - receipts/expenditures.....34-40

Postscript.....10

Publications.....8-9

Secretary of State.....3

Senate candidates - spending statistics.....13-15

Senate candidates - receipts/expenditures.....16-18

Staff.....1, 2-3

State Auditor.....3

Statutory mandate.....2

Study of campaign funds - incumbents vs. challengers.....41-43

COMMISSION MEMBERS

*Chairman

Robert P. McArthur
Waterville

Elected March 27, 1992 by unanimous
vote of Commission members

Members

Appointing Authority

Virginia Chamberlin
South Harpswell

Assistant Senate Minority Leader Pamela Cahill

Gregory G. Cyr
Portage

House Speaker John L. Martin

Joseph B. Ezhaya
Waterville

House Majority Leader Dan Gwadosky

Richard G. Morton
Farmington

Senate Minority Leader Charles Webster

Robert E. Tierney
Waterville

House Minority Leader Walter Whitcomb

Richard L. Trafton
Auburn

Senate Majority Leader Nancy Randall Clark

Paul E. Violette
Portland

Senate President Charles P. Pray

Peter B. Webster
Portland

Assistant House Minority Leader Francis Marsano

COMMISSION STAFF

Director

Marilyn Canavan

Members

**Constance Holmes, Lobbyist Registrar

Annette Jones, Commission Assistant

COMMISSION COUNSEL

Deputy Attorney General Cabanne Howard

*Outgoing chair: Paul K. McCann

**As of July 13, 1993

OVERVIEW OF THE COMMISSION

PURPOSE: The Commission on Governmental Ethics and Election Practices is an independent citizen body established to guard against corruption or undue influencing of the election process and against acts or the appearance of misconduct by Legislators.

THE COMMISSION: A seven-member Commission was created in 1976 by P.L. 1975, ch. 621, Section 1. Under the Act, all members, except the Chair, are appointed by members of Legislative leadership. Prior to 1991, majority leaders appointed four Commission members and minority leaders appointed two. In 1991, the Legislature increased the number of minority appointments by two in an effort to balance the political make-up of the Commission.

The current nine-member body is comprised of five freshmen and four incumbents. Due to financial constraints, the Commission met only five times during calendar year 1992. Nevertheless, it was an exceptionally busy year for both the Commission and its staff. The agency was involved in activity relating to all areas of its statutory mandate.

MANDATE: The general duties of the Commission are to investigate and make advisory recommendations regarding any apparent violations of the ethical standards set by the Legislature; to conduct, in conjunction with the Attorney General and the Chair of the Legislative Council, an ethics seminar for Legislators after each general election; to administer and investigate any violations of the requirements for campaign reports and financing; and to investigate and make findings of fact and opinion on the results of any contested county, state or federal election within this State.* Pursuant to P.L. 1993, ch. 446, effective July 13, 1993, the Commission assumed responsibility for administration of the Lobbyist Disclosure Law.

THE STAFF: In 1989, a Blue Ribbon Commission on Ethics recommended additional staffing for the Commission. The Legislature responded by funding three new positions. Sadly, these modest gains were soon lost to budget cuts. Only two full-time staffers remained to see the Commission through the 1992 election year.

The staff is responsible for administering the Commission's day-to-day affairs. A director serves as spokesperson and liaison between the Legislature and the Commission. During the 1992 election year, the staff focused largely on providing technical assistance and legal advice to candidates. As part of that effort, guidelines were developed to help candidates comply with the law. These guidelines were distributed to candidates at the outset of the election year.

*On January 1, 1994, the Courts will assume responsibility for determining the results of all disputed elections except for those pertaining to the Senate and the House of Representatives. Pursuant to P.L. 1993, ch. 473, "for all elections to the Senate and the House of Representatives each House shall establish procedures for recount appeals."

STAFF FUNCTIONS (Cont.)

The staff also conducts research on campaign finance and ethics issues, prepares the budget, tracks legislation, conducts investigations, coordinates Commission meetings, determines the agenda, prepares findings and recommendations, drafts rules, conducts Commission correspondence, and responds to requests for copies of reports filed with the agency.

COMMISSION COUNSEL: A member of the Attorney General's staff serves as Counsel to the Commission. He advises the Commission during proceedings, examines witnesses before the Commission, and enforces the law in civil actions to collect any unpaid penalties.

SECRETARY OF STATE: A staff member of the Secretary of State's office maintains the Commission's financial records, and a systems analyst in that office assists and advises the staff with regard to computer problems. Their invaluable support makes it possible for the Commission staff to concentrate on its primary mission.

STATE AUDITOR: The forms prescribed by the Commission for reporting campaign transactions must conform to basic accounting principles. The staff relies on the State Auditor to analyze and approve any major changes in the format of the forms. Additionally, a staff member of the Audit Department works with the Commission staff to develop graphs and charts depicting campaign spending trends.

LOCATION: The Commission offices are located in Room 223 of the State Office Building. As we go to press, the Commission is contemplating moving its offices to gain much needed space. If plans are successful, we hope to be able to better accommodate patrons in an expanded report review area.

GOVERNMENTAL ETHICS

The Commission issues advisory opinions in response to requests from Legislators, or on its own motion, on problems or questions involving potential conflicts of interest. The Commission may also investigate complaints filed by Legislators, or on its own motion, alleging conflict of interest against any Legislator. The Commission received only one such complaint in 1992 and deemed that it was not within the jurisdiction of its statutory mandate.

ADVISORY RECOMMENDATIONS ON POTENTIAL CONFLICTS OF INTEREST: The following opinions were rendered during calendar year 1992:

- A Legislator serving on the Judiciary Committee would not be in a conflict of interest situation in participating in confirmation proceedings involving a nominee for a judgeship who is a law partner with the legislator's spouse.
- A Legislator who represents his church as an attorney after having assisted that church as State Representative in a related matter would not be in a conflict of interest situation. Furthermore, there would be no conflict of interest or ethical violation of 1 MRSA Section 1001 et seq. in the Legislator's assessing a fee for his services.

ETHICS SEMINAR: In accordance with P.L. 1989, ch. 561, the Commission conducted an ethics seminar for Legislators in December 1992. Chairman Robert P. McArthur welcomed Legislators, discussed the Commission's role under the law, and urged Legislators to seek the advice of the Commission on questions pertaining to conflicts of interest. Participants included Senator N. Paul Gauvreau and Representative Francis C. Marsano, both distinguished members of the 115th Legislature. Their offerings were well received and added a new perspective to the program. Deputy Attorney General Cabanne Howard advised Legislators on the criminal laws and Director Marilyn Canavan discussed the disclosure laws. The seminar concluded with a question and answer period and a healthy debate of the issues.

FINANCIAL DISCLOSURE: Since 1976, members of the Legislature have been required to file annual sources of income statements with the Commission. In 1991, the Legislature broadened the requirement to include candidates for the Maine House and Senate. Thus, in August 1992, candidates for public office filed income statements for the very first time. Pursuant to Federal law, members of the Congress and congressional candidates also file personal financial disclosure statements with the Commission. The number of reports filed in 1992 was as follows:

State legislators	186
Legislative candidates	196
Members of Congress/Congressional candidates	<u>17</u>
Total number statements processed:	399

CAMPAIGN FINANCING

FILINGS: Much of what the Commission does revolves around the filing of candidate registrations and campaign finance reports. The following summarizes the kind and number of reports filed with the Commission:

	<u>Number filed</u>
<u>Candidate registrations</u>	609
<u>Campaign finance reports</u>	
State and county candidates	2,172
State political action committees	519
Federal political action committees	410
Senatorial and congressional candidates	79
Party committees	
State accounts	38
Federal accounts	13
Independent expenditures	<u>0</u>
Total number of reports processed:	3,231

REPORT AUDITS: Compliance review of reports filed with the agency is critical to the effectiveness of Commission operations. Such reviews are primarily a function of the Commission's mandate to investigate violations of the campaign finance laws. As part of the review process, letters are sent to filers regarding the need to make corrections and to provide further information in order to meet the requirements. Minor infractions are dealt with administratively, while cases involving major errors and violations are resolved by the Commission.

Report review also lays the groundwork for and ensures the accuracy of the summaries and studies included in the Commission's annual report. The Commission's studies on campaign financing have been especially useful to those involved in framing public policy.

The reduction of staffing levels in 1991 resulted in the modification of the report review program. Consequently, the staff conducted 80 percent fewer audits in 1992 than in 1990.

COMPLAINTS: Under the law, the Commission may investigate to determine the facts concerning alleged violations of the campaign finance laws. Any person may apply in writing to the Commission requesting such an investigation. The Commission reviews the application and makes the investigation if it finds there is reason to believe a violation has occurred. In calendar year 1992, 16 such complaints were filed with the Commission. By category, they are as follows:

COMPLAINTS (Cont.)

<u>Alleged Violation</u>	<u>Number of Complaints</u>
Deficient disclaimer	13
Failure to report	1
False advertising	1
Late filing (Federal candidate)	1

In five of the foregoing cases, the Commission found disclaimer violations had occurred, and a total of \$200 in penalties was assessed. One complaint was dismissed; three were deemed not relevant to the Commission's mandate; and seven complaints were heard in calendar year 1993.

OTHER FINDINGS: The Commission also considered the question of whether the activities of a political party which solicited funds and made contributions under a pseudonym constitute a political action committee under the law. The Commission determined that the activities in question were not governed by the PAC laws because the definition of political action committee excludes party committees, and because all of the funds collected and spent under the pseudonym were deposited at party headquarters and were controlled by party officials.

At the request of the staff, the Commission also examined the question of whether an unincorporated group which made contributions to a multi-candidate political action committee is, itself, a PAC. According to an official of the recipient PAC, the funds donated were dues and not political contributions. The Commission concluded that the responsibility for determining whether a group is a PAC rests with the group itself. However, the Commission suggested that the recipient PAC maintain separate records of its political and non-political activity for reporting purposes.

The Commission also investigated to determine whether the activities of certain individuals who allegedly coordinated fund-raising activities at a political gathering constitute a PAC. The Commission ruled that the group's activities did not fit within the legal definition of PAC because the expenses made in connection with staging the fund-raiser were paid for by a party committee and parties are excluded in the definition of PAC.

LATE FILINGS: All campaign finance filings are monitored for lateness. The staff sends reminders to state and county candidates and political action committees as filing deadlines approach. Notices of delinquency are sent three days after the due date for a filing. Late filings are then referred to the Commission, which is the sole authority for determining whether a report satisfies the requirement for timely filing. In 1992, Commission determinations were as follows:

LATE FILINGS (Cont.)

	<u>Number reports reviewed by Commission</u>	<u>Number deemed late</u>	<u>Penalties assessed</u>
Candidate reports	98	48	\$3,705
Candidate registrations	36	6	200
PAC reports	19	11	1,485
PAC registrations	<u>1</u>	<u>1</u>	<u>250</u>
Totals	154	66	\$5,640

As of September 15, 1993, there remained a total of \$1,290 in uncollected penalties. These were referred to the Attorney General's office for collection.

ADVISORY RECOMMENDATIONS ON CAMPAIGN FINANCE: The Commission staff issues ad hoc recommendations on questions pertaining to the campaign finance laws. Where provisions of the law are subject to interpretation, the Commission provides guidance. The Commission issued the following opinions during 1992:

- A candidate who terminates an active House campaign prior to the primary election and then campaigns for a Senate seat must treat all financial transactions made in support of his House campaign as having been made for the Senate election for reporting purposes.
- The activities of a Chamber of Commerce may constitute a political action committee under the law if the organization engages in the following activities: 1) issues a report to dues-paying members only, summarizing the voting records of incumbent candidates in the area and indicating what percentage of the incumbent candidates in the area are pro-economy; 2) interviews candidates, summarizes those candidates' views on topics relating to the group's policy position, and rates the candidates based on their consistency with the group's policy position.
- Signs purchased for the campaign of a family member of a candidate, and later donated to the candidate, are reportable as an in-kind contribution/expenditure by the candidate, and as such, are subject to the disclaimer laws.

FAIR CAMPAIGN PRACTICES CODE: In accordance with P.L. 1989, ch. 802, the Commission distributed a copy of the Fair Campaign Practices Code to each Senate and House candidate. Of 383 recipients, 178 subscribed to the Code. The 1992 figure represents an 8 percent decrease in subscriptions from 1990. A copy of the code is included in this report.

MUNICIPAL CANDIDATES: 30-A MRSA Section 2052 states that candidates for municipal office in cities with a population of 10,000 or more are governed by the campaign finance laws. In 1992, a significant number of municipal candidates asked for and obtained assistance from the staff on questions pertaining to the reporting laws. The Commission also provides registration and reporting forms to city clerks upon request.

DISPUTED ELECTIONS

The Commission makes findings of fact and opinion on the final determination of primary, general, and special elections that are appealed. During the calendar year 1992, four such appeals were filed with the agency. The first, heard by the Commission on July 28, 1992, concerned the outcome of the June 9, 1992 Republican primary election in House District #3. The Commission determined that there was an irregularity in that election of such a nature and magnitude as to require the holding of a special election. The Governor later upheld the Commission's findings by calling for a new election.

Three additional appeals were filed in 1992 following recounts of votes cast in the November general election in House Districts 35, 82, and 101. All parties involved in these races requested and were granted continuances; hence the appeals were carried over to calendar year 1993.

PUBLICATIONS

The Commission's guidelines on campaign financing are published in a section of the Secretary of State's election brochure. The Commission publishes and distributes copies of the campaign finance laws and the laws on governmental ethics. In 1992, the Commission filled 210 requests for copies of these laws.

*Other Commission publications include:

Campaign finance reporting forms:

- State and county candidates
- State political action committees
- Persons making independent expenditures
- Party committees

Registration forms:

- State and county candidates
- Political action committees

Filing schedules:

- State and county candidates
- Federal candidates
- Independent expenditures
- Political action committees

*As of July 13, 1993, the Commission's publications will include the Lobbyist Disclosure Laws and lobbyist registration and reporting forms.

OTHER PUBLICATIONS (Cont.)

Sources of income statements:

Legislators

Legislative candidates

Roster of registered political action committees

Summaries of campaign spending for state, county, and statewide candidates. Spending summaries of candidates for State Senate are available for the years 1984 through 1992 and for House candidates and political action committees for the years 1988 through 1992.

The Commission also publishes and distributes data on campaign spending trends in the State of Maine.

POSTSCRIPT

We Mainers have been slow to acknowledge that money is an increasingly significant factor in election campaigns. Call it plain Yankee intransigence, if you will. We stubbornly resist the notion that Maine elections can be "bought." We cherish the belief that Maine politics are "neater" and simpler than most. We insist that any reasonably competent person can still get elected to public office by dint of hard work, a few well-worded fliers, and a snappy campaign slogan.

Even public officials prefer to believe that Maine is insular -- unique. As recently as 1990, a legislative study committee concluded that campaign spending levels in Maine posed no serious problem. Ironically, the same committee admitted to having scant evidence upon which to base its conclusions.

Small wonder. Prior to 1988, there existed no mechanism in the State of Maine for the systematic collection of information on campaign spending. For the Commission, the conclusions of the study committee were a wake-up call. In 1990, the Commission prescribed more detailed reporting forms. Then it developed a computerized data base. With the addition of staff, it stepped up efforts to build on that base by researching and compiling information on Senate campaigns back to 1984, and House campaigns back to 1988. (Earlier records had been destroyed). The result of that effort is depicted on the following pages. It is a modest beginning -- a small, but telling body of evidence. Sadly, it refutes much of what we hold as gospel about Maine elections. For it shows that, more and more, money counts in the electoral process -- even in Maine.

However discomfiting this revelation, it is also the key to finding solutions to the problem. Without knowledge, we stumble. Armed with the facts, we can set things straight. But facts we must have if we are to make informed decisions. Hence, the Commission has fully committed itself to building on its existing information base. And while the Commission takes no position on public policy issues, it pledges to continue to provide that information to those who do. Given its statutory mandate to strengthen the confidence of the people in the political process, it can do no less.

Marilyn Canavan
Director

STATE OF MAINE
COMMISSION ON GOVERNMENTAL ETHICS
AND ELECTION PRACTICES

TOTAL RECEIPTS FOR THE 1988, 1990 AND 1992 ELECTIONS

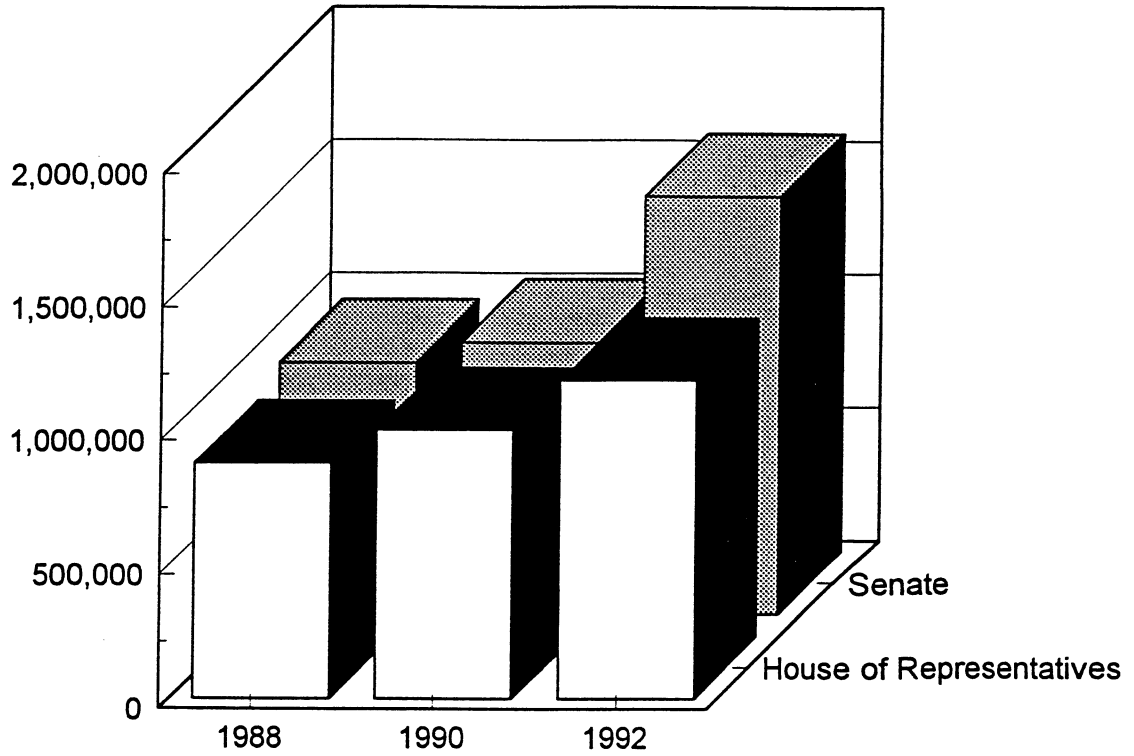
	<u>1988</u>	<u>1990</u>	<u>1992</u>
MAINE STATE SENATE	\$ 941,082	\$1,017,904	\$1,566,520
MAINE STATE HOUSE OF REPRESENTATIVES	877,485	1,003,268	1,189,823

TOTAL EXPENDITURES FOR THE 1988, 1990 AND 1992 ELECTIONS

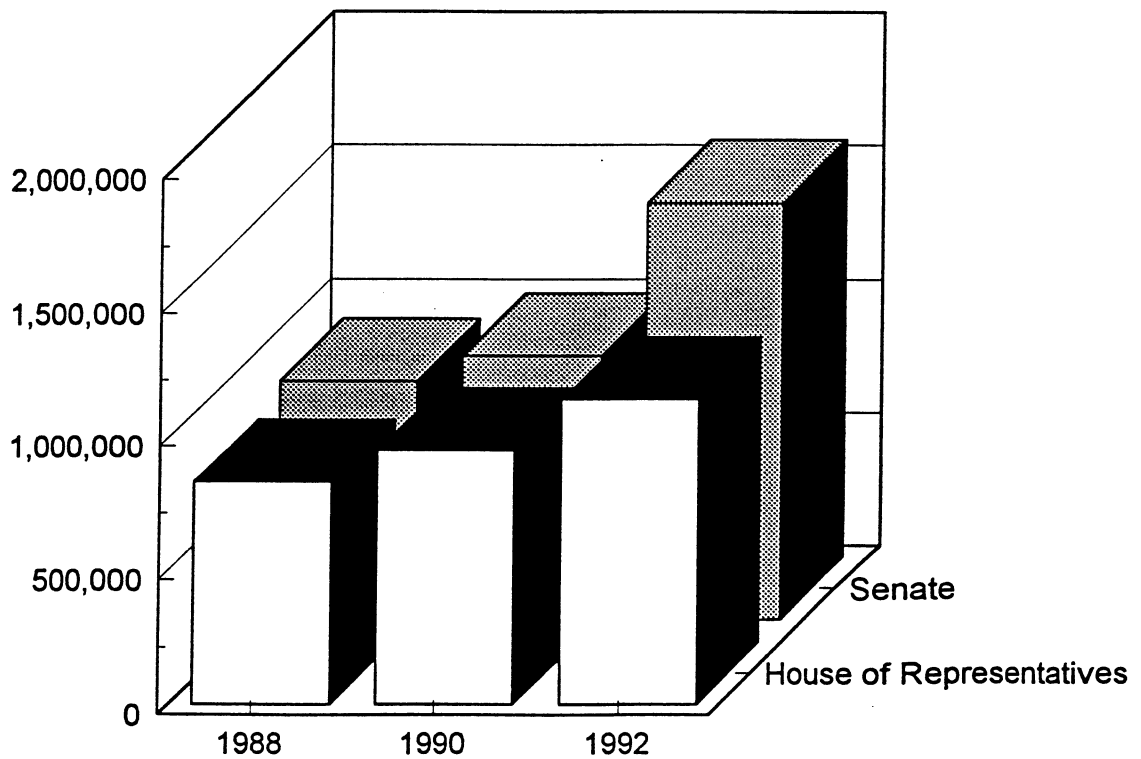
	<u>1988</u>	<u>1990</u>	<u>1992</u>
MAINE STATE SENATE	\$ 891,411	\$ 988,783	\$1,559,824
MAINE STATE HOUSE OF REPRESENTATIVES	826,537	946,986	1,139,844

The figures shown above represent the sum of contributions received and expenditures made by House and Senate candidates. These figures include campaign funds that candidates contribute to one another, hence the totals are slightly inflated. For instance, in 1990, Senate candidates contributed approximately \$15,500 to other Senate candidates, and in 1992, the total contribution was about \$27,500. In the House, "in-house" contributions amounted to about \$21,500 in 1992. Thus it is estimated that each of the figures shown above may be inflated by up to 1.9 percent.

Legislative Campaign Receipts



Legislative Campaign Expenses



STATE OF MAINE
COMMISSION ON GOVERNMENTAL ETHICS
AND ELECTION PRACTICES

1992 ELECTION
MAINE STATE SENATE

AVERAGE AMOUNT SPENT BY WINNING CANDIDATES - \$24,247

TEN MOST EXPENSIVE CAMPAIGNS

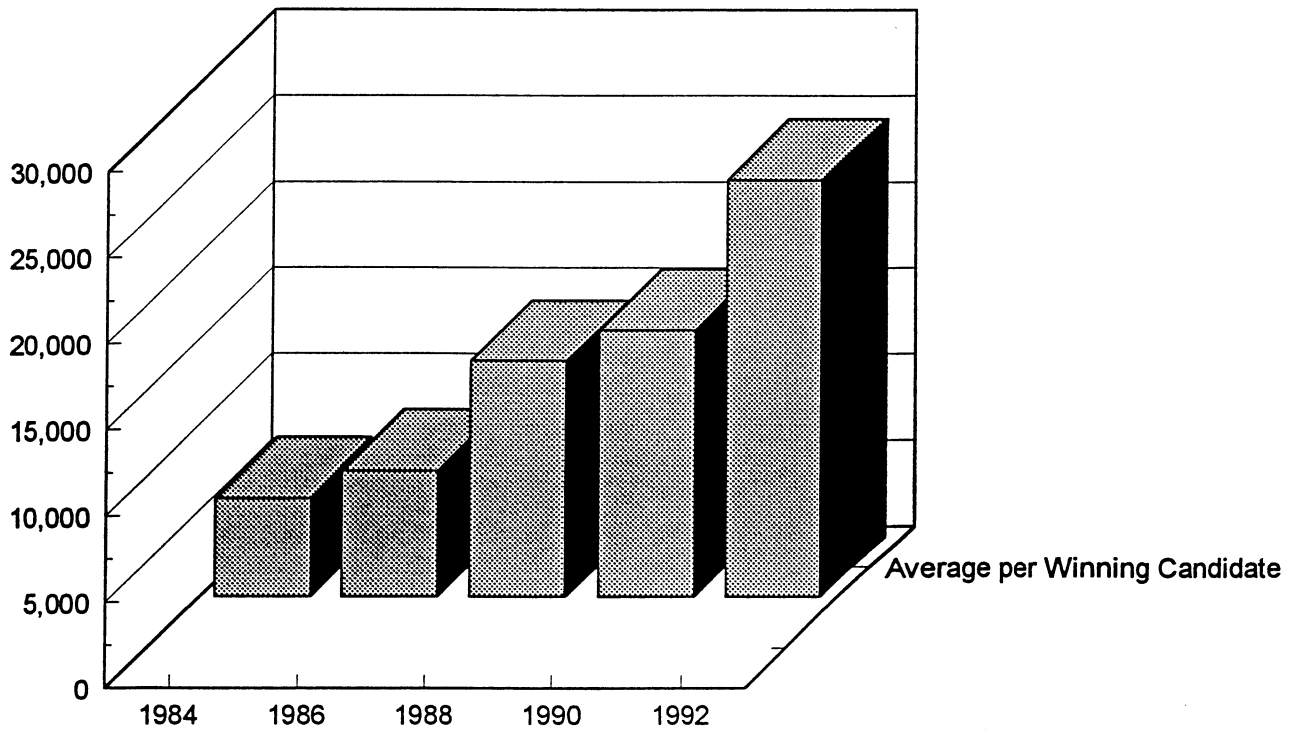
<u>District</u>	<u>Candidate</u>	<u>Amount Spent</u>
9	Alton Cianchette	\$133,567.82
5	Charles Pray	82,223.16
19	Sylvia Lund	66,613.37
26	Philip Harriman	62,519.14
21	Rochelle Pingree	62,172.24
9	Ave Maria Dover	44,183.80
27	Jeffrey Butland	39,652.24
11	John O'Dea	36,665.37
26	Nancy Clark	36,608.38
18	Dale McCormick	35,732.74

STATE OF MAINE
COMMISSION ON GOVERNMENTAL ETHICS
AND ELECTION PRACTICES

SPENDING STATISTICS
SENATE CANDIDATES
1984-1992

<u>ELECTION</u>	<u>NUMBER OF CANDIDATES</u>	<u>TOTAL EXPENDITURES</u>	<u>AVERAGE SPENT PER CANDIDATE</u>	<u>AVERAGE SPENT PER WINNING CANDIDATE</u>
1984	75	\$356,539	\$4,754	\$5,726
1986	76	495,552	6,520	7,346
1988	78	891,411	11,428	13,702
1990	76	988,783	13,010	15,516
1992	92	1,559,824	16,955	24,247

Senatorial Campaign Spending



Cumulative Balance Report to Date
Date Printed: 09/07/93

Candidates for State Senate

Dist.	Candidate		*Total Contributions	Total Expenditures	Current Loans	Cash Balance
1	Paradis	J.	\$14,005.23	\$14,005.23	\$0.00	\$0.00
1	Theriault	R.	\$27,619.99	\$28,722.29	\$1,168.50	\$66.20
2	Freeman	J.	\$12,187.09	\$12,187.09	\$0.00	\$0.00
2	Kieffer	R.	\$14,910.43	\$14,699.02	\$850.00	\$1,061.41
3	Dickinson	H.	\$7,161.77	\$9,008.61	\$1,946.68	\$99.84
3	Ludwig	M.	\$11,315.00	\$7,779.67	\$0.00	\$3,535.33
4	Barnum	J.	\$8,234.31	\$8,223.08	\$0.00	\$11.23
4	Webster	C.	\$30,556.27	\$30,556.27	\$0.00	\$0.00
4	White	D.	\$17,617.49	\$17,617.49	\$0.00	\$0.00
5	Davis	G.	\$2,610.07	\$2,610.07	\$0.00	\$0.00
5	Hall	S.	\$28,669.60	\$21,791.60	\$0.00	\$6,878.00
5	Pray	C.	\$82,222.62	\$82,223.16	\$0.00	-\$0.54
6	Pearson	M.	\$3,224.84	\$3,027.96	\$0.00	\$196.88
7	Cassidy	V.	\$14,729.68	\$14,729.68	\$0.00	\$0.00
7	Dolan	A.	\$2,790.80	\$2,815.16	\$0.00	-\$24.36
7	Vose	H.	\$10,349.42	\$10,349.42	\$0.00	\$0.00
8	Hansen	C.	\$28,224.96	\$28,083.30	\$72.37	\$214.03
8	Luther	M.	\$11,264.87	\$10,440.16	\$0.00	\$824.71
9	Cianchette	A.	\$133,567.82	\$133,567.82	\$0.00	\$0.00
9	Dover	A.	\$44,309.42	\$44,183.80	\$0.00	\$125.62
9	Merrill	G.	\$4,225.00	\$18,236.86	\$14,884.36	\$872.50
9	Robinson	L.	\$68.70	\$68.70	\$0.00	\$0.00
10	Baldacci	J.	\$27,795.70	\$27,777.01	\$0.00	\$18.69
10	Clark	A.	\$1,756.57	\$1,756.32	\$0.00	\$0.25
10	Willey	N.	\$16,660.83	\$16,660.83	\$0.00	\$0.00
11	Baldwin	E.	\$1,449.62	\$1,449.62	\$0.00	\$0.00
11	O'Dea	J.	\$36,713.72	\$36,665.37	\$0.00	\$48.35
11	Trott	R.	\$31,035.52	\$31,003.53	\$0.00	\$31.99
12	Dedam	J.	\$4,172.57	\$4,172.57	\$0.00	\$0.00
12	Foster	R.	\$9,718.61	\$9,708.41	\$0.00	\$10.20
13	Conant	R.	\$6,434.20	\$6,434.20	\$0.00	\$0.00
13	MacMichael	J.	\$2,550.00	\$2,550.00	\$0.00	\$0.00
13	Marden	H.	\$7,000.00	\$5,633.48	\$0.00	\$1,366.52
14	Gould	R.	\$14,361.29	\$14,043.20	\$0.00	\$318.09
14	Hall	K.	\$1,225.00	\$1,225.00	\$0.00	\$0.00
14	Hills	D.	\$1,500.00	\$1,500.00	\$0.00	\$0.00
14	Hyk	J.	\$13,551.57	\$13,551.57	\$0.00	\$0.00
15	Hanley	D.	\$25,038.00	\$24,988.08	\$0.00	\$49.92
15	Wilfong	J.	\$5,938.50	\$5,935.24	\$0.00	\$3.26
16	Angell	P.	\$6,929.57	\$6,929.53	\$0.00	\$0.04
16	Berube	G.	\$4,722.79	\$4,685.16	\$0.00	\$37.63
17	Carey	R.	\$7,595.29	\$7,578.65	\$0.00	\$16.64
17	Dionne	M.	\$318.50	\$318.50	\$0.00	\$0.00
17	Jabar	J.	\$13,673.35	\$13,686.93	\$0.00	-\$13.58

Cumulative Balance Report to Date

Date Printed: 09/07/93

Candidates for State Senate

Dist.	Candidate		*Total Contributions	Total Expenditures	Current Loans	Cash Balance
17	Swett	R.	\$45.00	\$45.00	\$0.00	\$0.00
18	McCormick	D.	\$36,249.86	\$35,732.74	\$0.00	\$517.12
18	Norcross	A.	\$80.00	\$80.00	\$0.00	\$0.00
18	Rheaume	P.	\$34,954.05	\$34,954.05	\$0.00	\$0.00
19	Bustin	B.	\$29,350.64	\$27,080.89	\$0.00	\$2,269.75
19	Lund	S.	\$66,613.37	\$66,613.37	\$0.00	\$0.00
20	Begley	C.	\$12,385.92	\$11,345.77	\$0.00	\$1,040.15
20	Kaler	D.	\$1,152.35	\$1,152.35	\$0.00	\$0.00
20	Wallace	T.	\$12,273.50	\$12,248.50	\$0.00	\$25.00
21	McCormick	J.	\$15,450.03	\$15,450.03	\$0.00	\$0.00
21	Pingree	R.	\$61,829.83	\$62,172.24	\$500.00	\$157.59
22	Cleveland	J.	\$18,300.00	\$18,253.23	\$0.00	\$46.77
22	Kendall	R.	\$14,083.41	\$14,083.41	\$0.00	\$0.00
23	Bouthilette	D.	\$1,170.00	\$1,145.43	\$0.00	\$24.57
23	Boutilier	B.	\$7,410.22	\$8,165.08	\$1,000.00	\$245.14
23	Handy	J.	\$11,781.47	\$10,108.59	\$0.00	\$1,672.88
24	Cahill	P.	\$22,781.76	\$22,781.76	\$0.00	\$0.00
24	Cummings	R.	\$13,322.81	\$13,322.81	\$0.00	\$0.00
25	Moore	G.	\$23,667.13	\$22,700.71	\$0.00	\$966.42
25	Titcomb	B.	\$22,475.81	\$21,005.41	\$0.00	\$1,470.40
26	Clark	N.	\$36,608.38	\$36,608.38	\$0.00	\$0.00
26	Harriman	P.	\$63,514.18	\$62,519.14	\$0.00	\$995.04
27	Butland	J.	\$39,678.24	\$39,652.24	\$0.00	\$26.00
27	Coffey	J.	\$400.00	\$400.00	\$0.00	\$0.00
27	Green	M.	\$2,105.97	\$2,105.97	\$0.00	\$0.00
27	Nelson	M.	\$32,649.27	\$30,208.12	\$0.00	\$2,441.15
27	Payson	H.	\$1,650.39	\$1,650.39	\$0.00	\$0.00
28	Curran	P.	\$3,834.90	\$3,834.90	\$0.00	\$0.00
28	Esty	D.	\$26,576.57	\$26,576.57	\$0.00	\$0.00
28	Hawkes	A.	\$28,202.25	\$28,155.72	\$0.00	\$46.53
28	Laffin	T.	\$2,701.80	\$2,701.80	\$0.00	\$0.00
29	Brannigan	J.	\$14,965.14	\$14,190.38	\$0.00	\$774.76
30	Conley	G.	\$4,679.18	\$4,277.08	\$0.00	\$402.10
31	Danton	P.	\$17,766.55	\$17,766.55	\$0.00	\$0.00
31	Summers	C.	\$26,078.82	\$29,074.14	\$3,037.00	\$41.68
32	Amero	J.	\$27,938.59	\$27,938.59	\$0.00	\$0.00
32	Aspinall	S.	\$0.00	\$0.00	\$0.00	\$0.00
32	Campbell	R.	\$360.39	\$360.39	\$0.00	\$0.00
32	Fickett	R.	\$254.58	\$254.58	\$0.00	\$0.00
32	Howard	R.	\$3,456.56	\$3,415.61	\$0.00	\$40.95
33	Carpenter	D.	\$15,427.99	\$14,431.96	\$0.00	\$996.03
33	Richards	F.	\$1,005.00	\$1,005.00	\$0.00	\$0.00
34	Binette	P.	\$482.56	\$482.56	\$0.00	\$0.00
34	Dutremble	D.	\$17,723.07	\$17,565.00	\$0.00	\$158.07

Cumulative Balance Report to Date

Date Printed: 09/07/93

Candidates for State Senate

Dist.	Candidate		*Total Contributions	Total Expenditures	Current Loans	Cash Balance
34	Farley	R.	\$1,951.27	\$1,951.27	\$0.00	\$0.00
35	Goodwin	C.	\$13,620.03	\$13,620.03	\$0.00	\$0.00
35	Lawrence	M.	\$26,683.86	\$26,636.00	\$0.00	\$47.86
35	Moulton	B.	\$820.40	\$820.40	\$0.00	\$0.00

*Totals include balances carried forward from a previous campaign

STATE OF MAINE
COMMISSION ON GOVERNMENTAL ETHICS
AND ELECTION PRACTICES

1992 ELECTION
MAINE STATE HOUSE OF REPRESENTATIVES

AVERAGE AMOUNT SPENT BY WINNING CANDIDATES - \$4,589

FIFTEEN MOST EXPENSIVE CAMPAIGNS

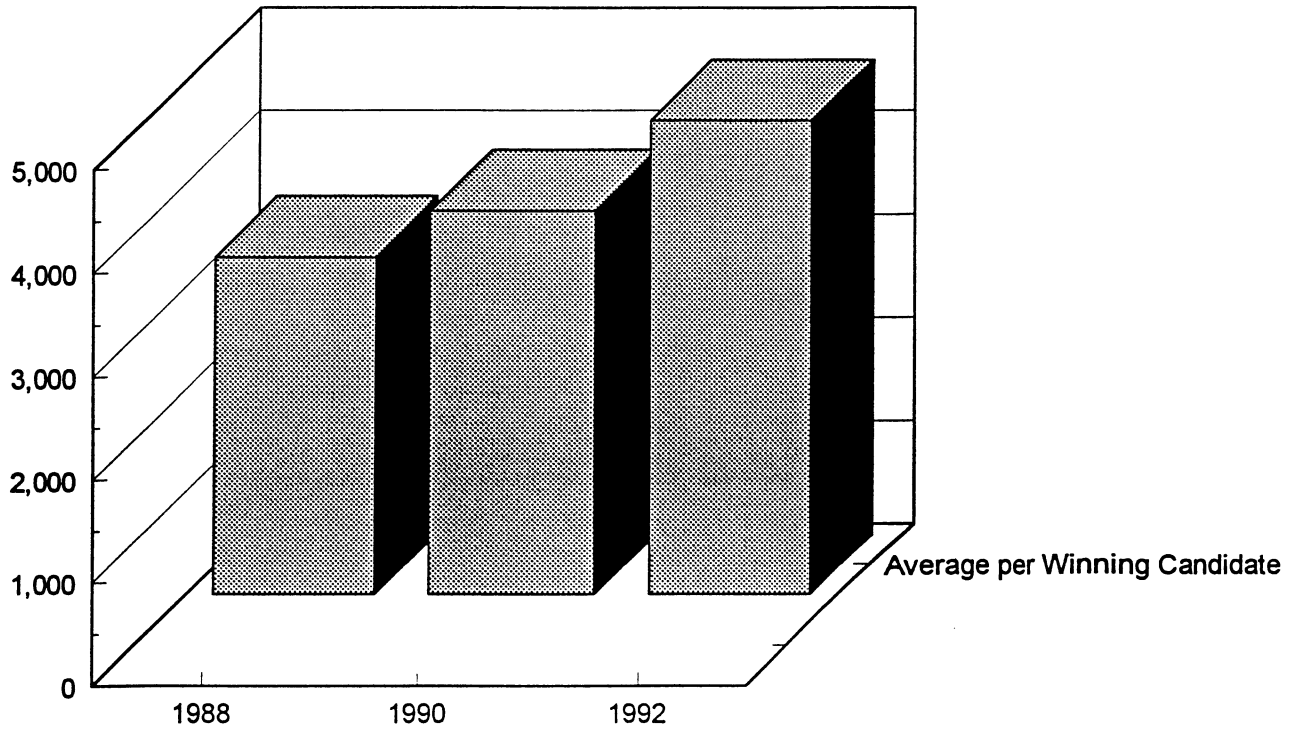
<u>District</u>	<u>Candidate</u>	<u>Amount Spent</u>
22	Lois Reckitt	\$17,065.09
90	Sumner Lipman	16,562.64
99	Dan Gwadosky	15,868.58
91	Susan Farnsworth	13,627.04
92	John Bott	13,172.88
151	John Martin	13,027.82
21	Stephen Simonds	12,876.45
116	Jane Saxl	12,265.36
85	Gail Chase	11,753.42
118	Sean Faircloth	11,385.37
133	Calvin Thompson	10,816.87
127	Ellen Walker	10,589.75
51	Brenda Birney-Quint	10,028.91
44	Donnell Carroll	10,019.87
128	Ralph Coffman	9,681.14

STATE OF MAINE
COMMISSION ON GOVERNMENTAL ETHICS
AND ELECTION PRACTICES

SPENDING STATISTICS
CANDIDATES FOR HOUSE OF REPRESENTATIVES
1988-1992

<u>ELECTION</u>	<u>NUMBER OF CANDIDATES</u>	<u>TOTAL EXPENDITURES</u>	<u>AVERAGE SPENT PER CANDIDATE</u>	<u>AVERAGE SPENT PER WINNING CANDIDATE</u>
1988	338	\$826,537	\$2,445	\$3,268
1990	325	946,986	2,914	3,717
1992	367	1,139,844	3,106	4,589

House Campaign Spending



Cumulative Balance Report to Date
Date Printed: 09/07/93

Candidates for State Representative

Dist.	Candidate		*Total Contributions	Total Expenditures	Current Loans	Cash Balance
1	Adams	K.	\$7,534.16	\$7,518.98	\$379.00	\$394.18
1	Lemont	K.	\$5,744.72	\$4,442.62	\$0.00	\$1,302.10
1	Moulton	D.	\$0.00	\$0.00	\$0.00	\$0.00
1	Snow	K.	\$475.47	\$461.21	\$0.00	\$14.26
2	Ott	D.	\$1,698.95	\$268.66	\$0.00	\$1,430.29
3	Faulkner	R.	\$2,792.72	\$2,442.16	\$0.00	\$350.56
3	Marshall	J.	\$1,878.50	\$1,871.90	\$0.00	\$6.60
3	Trott	B.	\$595.39	\$595.39	\$0.00	\$0.00
3	Young	S.	\$1,886.79	\$1,855.37	\$0.00	\$31.42
4	Farnum	W.	\$5,177.40	\$5,177.40	\$0.00	\$0.00
4	Glaze	M.	\$3,803.71	\$3,803.70	\$0.00	\$0.01
5	Murphy	E.	\$790.00	\$790.00	\$0.00	\$0.00
6	Carleton	J.	\$1,020.20	\$1,020.20	\$0.00	\$0.00
7	Archibald	G.	\$924.98	\$924.98	\$0.00	\$0.00
7	Libby	J.	\$5,488.07	\$3,517.42	\$0.00	\$1,970.65
7	Motta	J.	\$100.00	\$95.40	\$0.00	\$4.60
8	Mabee	C.	\$0.00	\$0.00	\$0.00	\$0.00
8	St. Onge	R.	\$1,270.00	\$1,242.21	\$0.00	\$27.79
8	Ullenbruch	R.	\$4,040.00	\$4,039.82	\$41.00	\$41.18
8	Wentworth	J.	\$4,006.62	\$3,993.66	\$0.00	\$12.96
9	Bryant	J.	\$309.90	\$309.53	\$0.00	\$0.37
9	Chasse	M.	\$14.37	\$14.37	\$0.00	\$0.00
9	Gean	D.	\$5,498.36	\$5,269.50	\$0.00	\$228.86
9	Prevoir	R.	\$0.00	\$0.00	\$0.00	\$0.00
10	Bailey	R.	\$1,967.02	\$1,967.02	\$0.00	\$0.00
10	Hale	M.	\$2,101.33	\$2,101.33	\$0.00	\$0.00
11	Carr	R.	\$2,660.00	\$3,760.17	\$1,175.17	\$75.00
11	Dion	G.	\$1,252.50	\$1,284.83	\$32.33	\$0.00
12	Caron	E.	\$2,011.71	\$2,011.71	\$0.00	\$0.00
12	Johnson	K.	\$1,443.51	\$1,318.39	\$0.00	\$125.12
12	Rhames	R.	\$395.00	\$438.21	\$0.00	-\$43.21
12	Roy	N.	\$447.25	\$447.25	\$0.00	\$0.00
13	Dutremble	L.	\$254.10	\$251.99	\$0.00	\$2.11
14	Plourde	C.	\$5,022.29	\$3,969.85	\$0.00	\$1,052.44
14	Severance	I.	\$1,641.28	\$1,641.28	\$0.00	\$0.00
15	Lord	W.	\$3,382.06	\$2,827.50	\$0.00	\$554.56
15	Monteith	J.	\$296.25	\$296.25	\$0.00	\$0.00
16	Libby	J.	\$5,454.77	\$5,718.41	\$263.67	\$0.03
16	Waterman	M.	\$1,375.69	\$1,375.69	\$0.00	\$0.00
17	Kerr	G.	\$700.00	\$700.00	\$0.00	\$0.00
18	Flannery	K.	\$0.00	\$0.00	\$0.00	\$0.00
18	Nadeau	G.	\$2,190.00	\$1,790.00	\$0.00	\$400.00
19	Anthony	M.	\$582.00	\$582.00	\$0.00	\$0.00
19	Pendleton	P.	\$5,421.31	\$4,717.44	\$0.00	\$703.87

Cumulative Balance Report to Date

Date Printed: 09/07/93

Candidates for State Representative

Dist.	Candidate		*Total Contributions	Total Expenditures	Current Loans	Cash Balance
20	Pendexter	J.	\$2,942.27	\$2,530.89	\$0.00	\$411.38
21	Marvin	J.	\$8,512.08	\$8,512.08	\$0.00	\$0.00
21	Simonds	S.	\$12,876.45	\$12,876.45	\$0.00	\$0.00
22	DiPietro	S.	\$4,880.21	\$4,880.21	\$0.00	\$0.00
22	Larsen	P.	\$619.73	\$619.73	\$0.00	\$0.00
22	Reckitt	L.	\$17,061.00	\$17,065.09	\$0.00	-\$4.09
23	Carpenter	J.	\$2,061.13	\$2,061.13	\$0.00	\$0.00
23	Cloutier	P.	\$7,995.79	\$6,060.25	\$0.00	\$1,935.54
23	Panagakos	P.	\$100.00	\$100.00	\$0.00	\$0.00
23	Richardson	N.	\$1,636.24	\$1,636.24	\$0.00	\$0.00
24	Albert	L.	\$142.71	\$142.71	\$0.00	\$0.00
24	Johnson	B.	\$697.41	\$697.41	\$0.00	\$0.00
25	Rand	A.	\$603.15	\$491.43	\$0.00	\$111.72
26	Oliver	J.	\$1,980.00	\$1,980.00	\$0.00	\$0.00
26	Verrill	R.	\$100.00	\$100.00	\$0.00	\$0.00
27	Adams	H.	\$155.95	\$153.95	\$0.00	\$2.00
27	Ross	L.	\$0.00	\$0.00	\$0.00	\$0.00
28	Harris	R.	\$4,904.00	\$4,903.56	\$0.00	\$0.44
28	Richardson	F.	\$3,904.88	\$3,904.88	\$0.00	\$0.00
29	Brennan	M.	\$5,347.85	\$4,779.57	\$0.00	\$568.28
29	Donovan	D.	\$0.00	\$0.00	\$0.00	\$0.00
29	Donovan	W.	\$6,469.68	\$6,444.08	\$0.00	\$25.60
29	Manning	P.	\$669.62	\$637.52	\$0.00	\$32.10
30	Day	E.	\$150.00	\$140.52	\$0.00	\$9.48
30	Ketover	H.	\$5,083.68	\$5,038.41	\$0.00	\$45.27
30	Rowe	G.	\$3,031.12	\$4,965.04	\$1,933.92	\$0.00
30	Torres	J.	\$156.36	\$156.36	\$0.00	\$0.00
31	Gurney	C.	\$480.00	\$480.00	\$0.00	\$0.00
31	Soule	M.	\$2,012.50	\$2,012.41	\$0.00	\$0.09
31	Townsend	E.	\$10,498.69	\$8,783.15	\$0.00	\$1,715.54
32	Hoglund	A.	\$5,451.43	\$4,427.17	\$0.00	\$1,024.26
32	Lowell	J.	\$210.00	\$210.00	\$0.00	\$0.00
33	Cushing	F.	\$820.00	\$820.00	\$0.00	\$0.00
33	O'Gara	W.	\$3,493.66	\$3,472.21	\$0.00	\$21.45
34	Lemke	W.	\$4,888.22	\$4,776.19	\$0.00	\$112.03
34	Smith	R.	\$1,545.00	\$1,525.00	\$0.00	\$20.00
35	Gerry	A.	\$1,375.00	\$1,460.10	\$0.00	-\$85.10
35	Hillock	G.	\$8,205.00	\$8,196.45	\$0.00	\$8.55
35	McKeen	E.	\$4,592.50	\$4,592.50	\$0.00	\$0.00
36	Hamblen	C.	\$1,151.18	\$1,151.18	\$0.00	\$0.00
36	Henry	J.	\$55.21	\$55.21	\$0.00	\$0.00
36	Larrivee	A.	\$5,440.59	\$5,181.41	\$0.00	\$259.18
37	Kontos	C.	\$5,834.31	\$5,301.34	\$0.00	\$532.97
37	Strout	B.	\$3,445.00	\$3,424.96	\$0.00	\$20.04

Cumulative Balance Report to Date
Date Printed: 09/07/93

Candidates for State Representative

Dist.	Candidate		*Total Contributions	Total Expenditures	Current Loans	Cash Balance
38	Rice	D.	\$7,706.57	\$7,041.36	\$0.00	\$665.21
38	Taylor	J.	\$4,544.00	\$6,176.26	\$1,650.00	\$17.74
39	Nelson	M.	\$0.00	\$0.00	\$0.00	\$0.00
39	Nice	D.	\$1,104.84	\$1,104.25	\$0.00	\$0.59
39	Reed	G.	\$14,322.44	\$6,807.77	\$0.00	\$7,514.67
40	Foss	J.	\$2,411.93	\$1,562.01	\$0.00	\$849.92
41	Bradley	E.	\$2,075.00	\$2,075.00	\$0.00	\$0.00
41	Hartnett	R.	\$3,021.81	\$3,033.70	\$204.62	\$192.73
41	Mitchell	J.	\$6,647.38	\$6,620.03	\$0.00	\$27.35
42	Dowling	D.	\$52.95	\$52.95	\$0.00	\$0.00
42	Hampton	S.	\$180.07	\$180.07	\$0.00	\$0.00
42	Rydell	C.	\$4,317.98	\$3,793.39	\$0.00	\$524.59
43	Jacobs	T.	\$3,242.00	\$3,233.19	\$0.00	\$8.81
43	Pfeiffer	S.	\$5,251.59	\$5,251.59	\$0.00	\$0.00
44	Carroll	D.	\$12,244.53	\$10,019.87	\$0.00	\$2,224.66
44	Peaco	N.	\$1,943.45	\$1,943.45	\$0.00	\$0.00
45	Brown	A.	\$63.51	\$63.51	\$0.00	\$0.00
45	Brown	G.	\$764.54	\$764.54	\$0.00	\$0.00
45	Bruno	J.	\$6,268.29	\$6,252.72	\$0.00	\$15.57
46	Foote	T.	\$796.46	\$796.46	\$0.00	\$0.00
46	Frank	J.	\$2,822.00	\$2,815.30	\$0.00	\$6.70
46	Kutasi	L.	\$2,326.49	\$2,293.85	\$0.00	\$32.64
47	Avery	B.	\$1,718.60	\$1,671.20	\$0.00	\$47.40
47	Greenlaw	E.	\$5,402.06	\$5,336.29	\$0.00	\$65.77
47	Seaton	M.	\$162.00	\$162.00	\$0.00	\$0.00
48	True	H.	\$356.67	\$277.00	\$0.00	\$79.67
49	Barth	A.	\$4,704.21	\$3,902.20	\$0.00	\$802.01
49	Graham	R.	\$5,960.50	\$5,960.50	\$0.00	\$0.00
50	Bennett	R.	\$4,164.19	\$2,941.06	\$0.00	\$1,223.13
51	Adams	M.	\$3,443.98	\$3,435.68	\$0.00	\$8.30
51	Birney-Quint	B.	\$10,053.00	\$10,028.91	\$0.00	\$24.09
51	Conant	B.	\$1,895.00	\$1,895.00	\$0.00	\$0.00
52	Cameron	R.	\$2,595.22	\$2,588.86	\$0.00	\$6.36
52	Hodgkins	S.	\$351.06	\$351.06	\$0.00	\$0.00
53	Boivin	J.	\$416.04	\$338.41	\$0.00	\$77.63
53	Erwin	P.	\$4,580.65	\$4,519.00	\$0.00	\$61.65
53	White	E.	\$325.00	\$325.07	\$0.00	-\$0.07
54	Heeschen	C.	\$4,296.10	\$4,251.39	\$0.00	\$44.71
54	Wiles	K.	\$7,061.20	\$7,037.07	\$0.00	\$24.13
55	Dexter	E.	\$9,700.00	\$9,655.97	\$0.00	\$44.03
55	Lambert	R.	\$209.66	\$209.66	\$0.00	\$0.00
55	Powers	B.	\$3,763.01	\$3,763.01	\$0.00	\$0.00
56	Bailey	R.	\$2,784.24	\$2,784.24	\$0.00	\$0.00
56	Landford	F.	\$1,626.39	\$1,626.39	\$0.00	\$0.00

Cumulative Balance Report to Date
Date Printed: 09/07/93

Candidates for State Representative

Dist.	Candidate		*Total Contributions	Total Expenditures	Current Loans	Cash Balance
57	Pineau	E.	\$4,842.55	\$4,842.55	\$0.00	\$0.00
57	Pulsifer	J.	\$0.00	\$0.00	\$0.00	\$0.00
58	Damborg	P.	\$8,150.71	\$8,150.71	\$0.00	\$0.00
58	Tracy	R.	\$3,591.71	\$3,591.71	\$0.00	\$0.00
59	Nickerson	R.	\$2,082.75	\$2,082.75	\$0.00	\$0.00
59	Woodward	C.	\$3,224.35	\$3,224.35	\$0.00	\$0.00
60	Aikman	R.	\$8,359.69	\$7,343.74	\$0.00	\$1,015.95
60	Levesque	R.	\$3,641.03	\$2,944.87	\$0.00	\$696.16
61	Ladderbush	D.	\$5,019.66	\$4,790.60	\$0.00	\$229.06
61	Michael	J.	\$2,253.42	\$2,298.39	\$60.00	\$15.03
62	Cote	C.	\$3,905.00	\$3,913.66	\$0.00	-\$8.66
62	Trask	E.	\$853.00	\$853.00	\$0.00	\$0.00
63	Dore	S.	\$5,752.87	\$5,752.81	\$0.00	\$0.06
63	Poliquin	B.	\$2,835.00	\$2,835.00	\$0.00	\$0.00
64	Ridlon	S.	\$4,680.46	\$4,641.85	\$0.00	\$38.61
64	St. Onge	V.	\$4,606.24	\$4,606.24	\$0.00	\$0.00
65	Aliberti	J.	\$3,350.00	\$2,344.94	\$0.00	\$1,005.06
65	Mendros	S.	\$1,995.00	\$1,684.18	\$654.15	\$964.97
66	Gamache	A.	\$808.00	\$808.36	\$0.36	\$0.00
66	Yates	D.	\$50.00	\$50.00	\$0.00	\$0.00
67	Bellows	S.	\$308.47	\$296.49	\$0.00	\$11.98
67	Lane	D.	\$335.61	\$335.61	\$0.00	\$0.00
67	Ricker	G.	\$813.00	\$813.00	\$0.00	\$0.00
68	Beam	J.	\$2,320.80	\$1,934.90	\$0.00	\$385.90
68	Bernier	R.	\$748.22	\$748.22	\$0.00	\$0.00
68	Lecomte	N.	\$470.45	\$470.45	\$0.00	\$0.00
68	Snyder	J.	\$1,837.51	\$1,837.51	\$0.00	\$0.00
69	Minkowsky	C.	\$2,895.56	\$2,895.56	\$0.00	\$0.00
69	Pouliot	R.	\$2,929.10	\$2,679.41	\$0.00	\$249.69
70	Fitzpatrick	M.	\$4,373.76	\$4,368.65	\$0.00	\$5.11
70	Linne	V.	\$0.00	\$0.00	\$0.00	\$0.00
70	Madden	J.	\$4,171.87	\$4,171.87	\$0.00	\$0.00
71	Jalbert	J.	\$1,627.95	\$1,630.36	\$0.00	-\$2.41
71	Smith	K.	\$800.59	\$800.59	\$0.00	\$0.00
72	Stevens	A.	\$2,157.36	\$2,133.87	\$0.00	\$23.49
73	Billings	D.	\$3,083.45	\$3,083.45	\$0.00	\$0.00
73	Chonko	L.	\$4,121.26	\$3,909.21	\$0.00	\$212.05
74	Hennin	P.	\$5,324.00	\$5,324.00	\$0.00	\$0.00
74	Holt	M.	\$2,910.90	\$2,124.78	\$0.00	\$786.12
75	Calhoun	A.	\$2,887.08	\$2,887.08	\$0.00	\$0.00
75	Harvey	A.	\$0.00	\$0.00	\$0.00	\$0.00
75	Small	M.	\$3,526.82	\$3,479.82	\$0.00	\$47.00
76	Barnes	G.	\$3,539.00	\$3,539.00	\$0.00	\$0.00
76	Coles	J.	\$4,815.33	\$4,587.47	\$0.00	\$227.86

Cumulative Balance Report to Date
Date Printed: 09/07/93

Candidates for State Representative

Dist.	Candidate		*Total Contributions	Total Expenditures	Current Loans	Cash Balance
76	Powers	A.	\$83.84	\$83.84	\$0.00	\$0.00
77	Heino	C.	\$6,103.54	\$6,103.54	\$0.00	\$0.00
77	Papineau	S.	\$7,848.00	\$7,329.20	\$0.00	\$518.80
78	Kilkelly	M.	\$6,499.80	\$6,471.29	\$0.00	\$28.51
78	Mathews	B.	\$2,278.14	\$2,246.08	\$0.00	\$32.06
79	Dupuis	J.	\$0.00	\$0.00	\$0.00	\$0.00
79	Spear	R.	\$2,419.98	\$2,189.52	\$0.00	\$230.46
80	Mayo	J.	\$2,953.38	\$2,953.38	\$0.00	\$0.00
80	Simoneau	R.	\$7,837.00	\$7,207.87	\$0.00	\$629.13
80	Strong	J.	\$4,620.71	\$4,620.71	\$0.00	\$0.00
81	Kingsbury	D.	\$1,798.92	\$1,598.92	\$0.00	\$200.00
81	Skoglund	J.	\$5,073.67	\$3,529.64	\$0.00	\$1,544.03
81	Thompson	V.	\$0.00	\$0.00	\$0.00	\$0.00
82	Fowlie	C.	\$3,135.00	\$3,063.94	\$0.00	\$71.06
82	Melendy	R.	\$6,323.16	\$6,303.36	\$0.00	\$19.80
83	Kelly	E.	\$2,382.00	\$2,382.00	\$0.00	\$0.00
83	Nash	L.	\$4,077.00	\$4,044.19	\$0.00	\$32.81
84	Bowers	J.	\$6,276.44	\$6,085.80	\$0.00	\$190.64
84	Gushee	L.	\$525.10	\$491.42	\$0.00	\$33.68
84	Taylor	A.	\$4,255.79	\$4,255.79	\$0.00	\$0.00
85	Chase	G.	\$12,003.57	\$11,753.42	\$0.00	\$250.15
85	Ellis	M.	\$1,156.22	\$1,156.22	\$0.00	\$0.00
85	Heath	M.	\$6,223.24	\$6,223.24	\$0.00	\$0.00
85	Lefebvre	J.	\$0.00	\$0.00	\$0.00	\$0.00
85	Wiand	F.	\$985.13	\$6,586.39	\$5,601.26	\$0.00
86	Carroll	S.	\$0.00	\$0.00	\$0.00	\$0.00
86	Vigue	M.	\$2,165.70	\$2,127.54	\$0.00	\$38.16
87	Mitchell	E.	\$3,571.59	\$2,829.64	\$0.00	\$741.95
87	Shores	J.	\$2,142.33	\$2,142.33	\$0.00	\$0.00
88	Daggett	B.	\$3,289.58	\$3,056.75	\$0.00	\$232.83
88	Folsom	F.	\$3,506.34	\$3,476.79	\$0.00	\$29.55
88	Huber	J.	\$65.00	\$65.00	\$0.00	\$0.00
89	Paradis	P.	\$10,970.73	\$8,609.61	\$0.00	\$2,361.12
89	Taverner	D.	\$5.00	\$5.00	\$0.00	\$0.00
90	Doore	T.	\$5,753.12	\$5,711.29	\$0.00	\$41.83
90	Lipman	S.	\$16,562.64	\$16,562.64	\$0.00	\$0.00
91	Farnsworth	S.	\$13,658.29	\$13,627.04	\$0.00	\$31.25
91	Webb	R.	\$203.76	\$203.76	\$0.00	\$0.00
92	Bott	J.	\$13,172.88	\$13,172.88	\$0.00	\$0.00
92	Treat	S.	\$10,023.14	\$9,503.40	\$0.00	\$519.74
93	Gilpatrick	W.	\$247.77	\$247.77	\$0.00	\$0.00
93	Hanley	P.	\$3,189.91	\$3,185.43	\$0.00	\$4.48
93	Marsh	J.	\$1,526.38	\$1,526.38	\$0.00	\$0.00
94	Ault	W.	\$3,936.47	\$3,891.47	\$0.00	\$45.00

Cumulative Balance Report to Date
 Date Printed: 09/07/93

Candidates for State Representative

Dist.	Candidate		*Total Contributions	Total Expenditures	Current Loans	Cash Balance
94	Lamontagne	G.	\$238.00	\$238.00	\$0.00	\$0.00
94	Stratton	K.	\$1,375.16	\$1,328.70	\$0.00	\$46.46
95	Norton	O.	\$4,476.75	\$4,476.75	\$0.00	\$0.00
95	Tibbetts	O.	\$740.00	\$757.00	\$0.00	-\$17.00
96	Pelletier	G.	\$853.52	\$853.52	\$0.00	\$0.00
96	Poulin	T.	\$2,155.75	\$1,921.70	\$0.00	\$234.05
97	Jacques	P.	\$675.00	\$675.10	\$0.00	-\$0.10
98	Joseph	R.	\$4,635.00	\$2,207.86	\$0.00	\$2,427.14
98	Moxcey	K.	\$0.00	\$0.00	\$0.00	\$0.00
99	Gwadosky	D.	\$17,233.19	\$15,868.58	\$0.00	\$1,364.61
99	Taylor	M.	\$106.72	\$106.72	\$0.00	\$0.00
100	Hatch	P.	\$5,062.54	\$4,518.26	\$0.00	\$544.28
100	Richardson	M.	\$3,776.00	\$3,776.00	\$0.00	\$0.00
101	Goodridge	T.	\$0.00	\$0.00	\$0.00	\$0.00
101	Jones	S.	\$2,523.59	\$2,523.59	\$0.00	\$0.00
101	Townsend	L.	\$6,038.07	\$6,038.07	\$0.00	\$0.00
102	Curtis	K.	\$675.00	\$642.87	\$0.00	\$32.13
102	Ketterer	A.	\$3,321.20	\$2,935.14	\$0.00	\$386.06
103	Cahill	J.	\$1,289.49	\$1,289.49	\$0.00	\$0.00
103	Pfeiffer	P.	\$1,884.90	\$1,884.90	\$0.00	\$0.00
103	Rotondi	D.	\$5,612.84	\$5,611.59	\$0.00	\$1.25
103	Stinchfield	B.	\$0.00	\$0.00	\$0.00	\$0.00
104	Gould	R.	\$3,006.78	\$2,719.04	\$478.45	\$766.19
104	Harvey	P.	\$0.00	\$0.00	\$0.00	\$0.00
105	Hussey	R.	\$1,665.00	\$1,665.30	\$0.00	-\$0.30
105	Stirling	C.	\$180.00	\$150.31	\$0.00	\$29.69
106	Cross	R.	\$5,364.38	\$4,987.38	\$0.00	\$377.00
106	Golob	L.	\$3,296.36	\$3,264.96	\$0.00	\$31.40
106	Jones	K.	\$1,356.50	\$1,356.50	\$0.00	\$0.00
106	Pieriboni	J.	\$39.50	\$39.50	\$0.00	\$0.00
107	Reed	W.	\$1,545.00	\$1,545.00	\$0.00	\$0.00
108	Tardy	R.	\$1,374.44	\$1,088.62	\$0.00	\$285.82
109	Cheeseman	A.	\$610.21	\$610.21	\$0.00	\$0.00
109	Clement	A.	\$4,866.42	\$4,827.44	\$0.00	\$38.98
109	Knox	S.	\$3,785.26	\$3,785.26	\$0.00	\$0.00
109	MacArthur	E.	\$142.73	\$142.73	\$0.00	\$0.00
110	Burleigh	J.	\$341.00	\$341.00	\$0.00	\$0.00
110	Whitcomb	W.	\$4,391.01	\$4,391.01	\$0.00	\$0.00
111	Baker	L.	\$42.40	\$42.40	\$0.00	\$0.00
111	Brown	D.	\$511.01	\$465.82	\$0.00	\$45.19
111	Hill	J.	\$4,196.58	\$4,165.32	\$0.00	\$31.26
111	Lindahl	D.	\$4,118.86	\$3,378.13	\$0.00	\$740.73
112	Tufts	R.	\$3,113.28	\$2,718.03	\$0.00	\$395.25
112	Utting	F.	\$2,618.42	\$2,618.42	\$0.00	\$0.00

Cumulative Balance Report to Date

Date Printed: 09/07/93

Candidates for State Representative

Dist.	Candidate		*Total Contributions	Total Expenditures	Current Loans	Cash Balance
112	Watson	J.	\$494.28	\$494.28	\$0.00	\$0.00
113	Chase	P.	\$2,449.70	\$2,449.70	\$0.00	\$0.00
113	Fogg	D.	\$15.12	\$15.12	\$0.00	\$0.00
113	Plowman	D.	\$9,586.51	\$9,613.74	\$0.00	-\$27.23
114	Duffy	F.	\$1,622.22	\$1,622.22	\$0.00	\$0.00
114	Strout	D.	\$1,025.00	\$1,001.21	\$0.00	\$23.79
115	Eames	G.	\$9,779.00	\$9,045.00	\$0.00	\$734.00
115	Pederson	E.	\$40.00	\$20.00	\$0.00	\$20.00
115	Winn	J.	\$5,054.49	\$5,788.49	\$734.00	\$0.00
115	Yackobitz	R.	\$821.90	\$821.90	\$0.00	\$0.00
116	Bailey	T.	\$7,561.46	\$7,561.46	\$0.00	\$0.00
116	Duffy	T.	\$2,750.00	\$2,755.86	\$0.00	-\$5.86
116	Saxl	J.	\$14,595.61	\$12,265.36	\$0.00	\$2,330.25
117	Ballou	J.	\$8,508.77	\$8,508.77	\$0.00	\$0.00
117	Stevens	P.	\$0.00	\$0.00	\$0.00	\$0.00
117	Sullivan	M.	\$2,958.82	\$2,959.77	\$0.00	-\$0.95
118	Faircloth	S.	\$11,716.80	\$11,385.37	\$0.00	\$331.43
118	Garland	J.	\$6,570.13	\$6,570.13	\$0.00	\$0.00
119	Bair	J.	\$1,776.22	\$1,776.22	\$0.00	\$0.00
119	Morrison	H.	\$7,186.00	\$7,731.93	\$545.93	\$0.00
120	Harriman	R.	\$0.00	\$0.00	\$0.00	\$0.00
120	Ruhlin	R.	\$2,299.13	\$2,299.13	\$0.00	\$0.00
121	Campbell	R.	\$4,630.10	\$4,589.01	\$0.00	\$41.09
121	Roberts	J.	\$5,708.00	\$5,075.05	\$0.00	\$632.95
122	Pierce	D.	\$4,285.00	\$4,285.00	\$0.00	\$0.00
122	Swazey	E.	\$1,761.01	\$1,730.69	\$0.00	\$30.32
123	Gray	G.	\$5,524.00	\$4,691.95	\$0.00	\$832.05
123	Hutchins	S.	\$3,996.95	\$4,720.14	\$0.00	-\$723.19
124	Carroll	J.	\$0.00	\$0.00	\$0.00	\$0.00
124	Pinkham	W.	\$581.39	\$581.39	\$0.00	\$0.00
124	Reiff	W.	\$1,039.00	\$1,817.21	\$825.00	\$46.79
124	Zirkilton	S.	\$4,150.00	\$4,133.74	-\$1.94	\$14.32
125	Constantine	V.	\$3,745.00	\$3,181.36	\$0.00	\$563.64
125	Horton	M.	\$5,562.72	\$5,582.27	\$0.00	-\$19.55
126	Farren	F.	\$4,110.95	\$3,438.75	\$0.00	\$672.20
126	Grant	W.	\$381.50	\$411.90	\$0.00	-\$30.40
127	Salisbury	D.	\$4,480.99	\$4,439.06	\$0.00	\$41.93
127	Small	A.	\$4,116.94	\$4,116.94	\$0.00	\$0.00
127	Walker	E.	\$10,617.22	\$10,589.75	\$0.00	\$27.47
128	Coffman	R.	\$9,681.14	\$9,681.14	\$0.00	\$0.00
128	Ramsay	K.	\$5,256.90	\$5,256.90	\$0.00	\$0.00
129	Cathcart	M.	\$9,815.81	\$9,421.85	\$0.00	\$393.96
129	Robertson	P.	\$238.50	\$238.50	\$0.00	\$0.00
130	Cota	R.	\$4,620.00	\$4,620.00	\$0.00	\$0.00

Cumulative Balance Report to Date
Date Printed: 09/07/93

Candidates for State Representative

Dist.	Candidate		*Total Contributions	Total Expenditures	Current Loans	Cash Balance
130	Stevens	K.	\$4,721.62	\$4,721.62	\$0.00	\$0.00
130	Worster	A.	\$158.56	\$158.56	\$0.00	\$0.00
131	Cashman	D.	\$4,641.35	\$4,618.20	\$0.00	\$23.15
131	Snyder	T.	\$1,065.10	\$1,023.13	\$0.00	\$41.97
132	Bruce	V.	\$705.23	\$705.23	\$0.00	\$0.00
132	Cummings	F.	\$371.00	\$371.00	\$0.00	\$0.00
132	Dudley	J.	\$84.00	\$84.00	\$0.00	\$0.00
132	Hichborn	C.	\$1,360.82	\$1,360.82	\$0.00	\$0.00
132	Shedd	P.	\$1,253.00	\$1,242.64	\$0.00	\$10.36
133	Neal	R.	\$2,915.00	\$2,952.12	\$0.00	-\$37.12
133	Stuart	R.	\$1,733.00	\$1,733.00	\$0.00	\$0.00
133	Thompson	C.	\$13,306.56	\$10,816.87	\$0.00	\$2,489.69
134	Deveau	R.	\$293.52	\$293.52	\$0.00	\$0.00
134	Michaud	M.	\$5,438.78	\$3,659.66	\$0.00	\$1,779.12
135	Clark	H.	\$3,007.00	\$3,007.00	\$0.00	\$0.00
135	Thompson	G.	\$0.00	\$0.00	\$0.00	\$0.00
136	Gilmore	J.	\$5,739.45	\$5,739.45	\$0.00	\$0.00
136	Look	T.	\$4,496.01	\$4,190.34	\$0.00	\$305.67
136	Mallar	R.	\$773.97	\$773.97	\$0.00	\$0.00
136	Nelson	N.	\$143.10	\$143.10	\$0.00	\$0.00
137	Martin	A.	\$626.00	\$647.79	\$0.00	-\$21.79
137	Townsend	G.	\$2,664.03	\$2,664.03	\$0.00	\$0.00
138	Casey	C.	\$10.00	\$17.60	\$0.00	-\$7.60
138	Dodge	K.	\$2,372.81	\$2,362.27	\$0.00	\$10.54
138	Driscoll	J.	\$3,335.00	\$2,861.66	\$0.00	\$473.34
138	Nutter	B.	\$669.00	\$669.00	\$0.00	\$0.00
139	Bailey	H.	\$6,038.74	\$4,854.80	\$0.00	\$1,183.94
139	Cilley	L.	\$3,509.15	\$3,500.49	\$0.00	\$8.66
139	Goodwin	A.	\$836.61	\$836.61	\$0.00	\$0.00
140	Elder	E.	\$2,158.60	\$2,158.60	\$0.00	\$0.00
140	Joy	H.	\$2,455.00	\$2,431.00	\$0.00	\$24.00
140	Lougee	L.	\$1,397.05	\$1,397.05	\$0.00	\$0.00
140	White	L.	\$316.00	\$316.00	\$0.00	\$0.00
141	Bell	C.	\$1,774.26	\$1,774.26	\$0.00	\$0.00
141	Clukey	D.	\$4,269.71	\$4,251.22	\$0.00	\$18.49
142	Dunleavy	J.	\$505.06	\$505.06	\$0.00	\$0.00
142	MacBride	M.	\$3,380.47	\$3,380.47	\$0.00	\$0.00
143	Donnelly	J.	\$6,949.32	\$6,949.32	\$0.00	\$0.00
143	Martin	D.	\$2,622.00	\$2,622.00	\$0.00	\$0.00
144	Kneeland	R.	\$6,080.00	\$5,580.00	\$0.00	\$500.00
144	Mahany	B.	\$9,019.01	\$9,014.64	\$0.00	\$4.37
145	Howard	P.	\$596.67	\$596.67	\$0.00	\$0.00
145	Young	P.	\$2,882.22	\$2,882.22	\$0.00	\$0.00
146	Bell	W.	\$2,883.06	\$2,592.00	\$0.00	\$291.06

Cumulative Balance Report to Date
Date Printed: 09/07/93

Candidates for State Representative

Dist.	Candidate		*Total Contributions	Total Expenditures	Current Loans	Cash Balance
146	Robichaud	J.	\$5,112.03	\$5,107.31	\$0.00	\$4.72
147	Anderson	M.	\$5,489.38	\$4,639.69	\$0.00	\$849.69
147	Gardner	D.	\$1,092.77	\$1,092.77	\$0.00	\$0.00
147	McKenney	V.	\$780.35	\$780.35	\$0.00	\$0.00
148	Cyr	B.	\$4,737.41	\$4,737.41	\$0.00	\$0.00
148	Girard	R.	\$1,267.67	\$1,240.19	\$0.00	\$27.48
148	Martin	H.	\$7,472.86	\$7,472.86	\$0.00	\$0.00
149	Ahearne	D.	\$3,495.86	\$3,458.63	\$0.00	\$37.23
149	McHenry	E.	\$2,734.38	\$2,721.13	\$0.00	\$13.25
150	Chamberland	R.	\$4,171.00	\$4,171.00	\$0.00	\$0.00
150	Daigle	L.	\$493.35	\$493.35	\$0.00	\$0.00
150	Levesque	C.	\$543.45	\$543.45	\$0.00	\$0.00
150	Pinette	E.	\$1,481.06	\$1,514.64	\$0.00	-\$33.58
151	Connors-Carlson	S.	\$1,292.49	\$1,292.49	\$0.00	\$0.00
151	Martin	J.	\$13,008.74	\$13,027.82	\$0.00	-\$19.08

*Totals include balances carried forward from a previous campaign

POLITICAL ACTION COMMITTEES

In 1992, 101 PACs participated in the political process in Maine. This was a 13 percent increase over 1990 and a 26 percent increase over 1988. Despite increases in the number of PACs, however, total spending in 1992 decreased slightly from 1990. More surprising is that spending for candidate PACs (as opposed to ballot questions PACs) dropped almost to the 1988 level (See pp. 32-33). In reviewing these figures, please remember that expenditure totals for candidate PACs include two separate categories: 1) contributions to candidates and 2) operating expenditures. Thus while total candidate PAC expenditures were \$752,002, only \$607,476 -- or 81 percent of the total -- represents actual contributions to candidates.

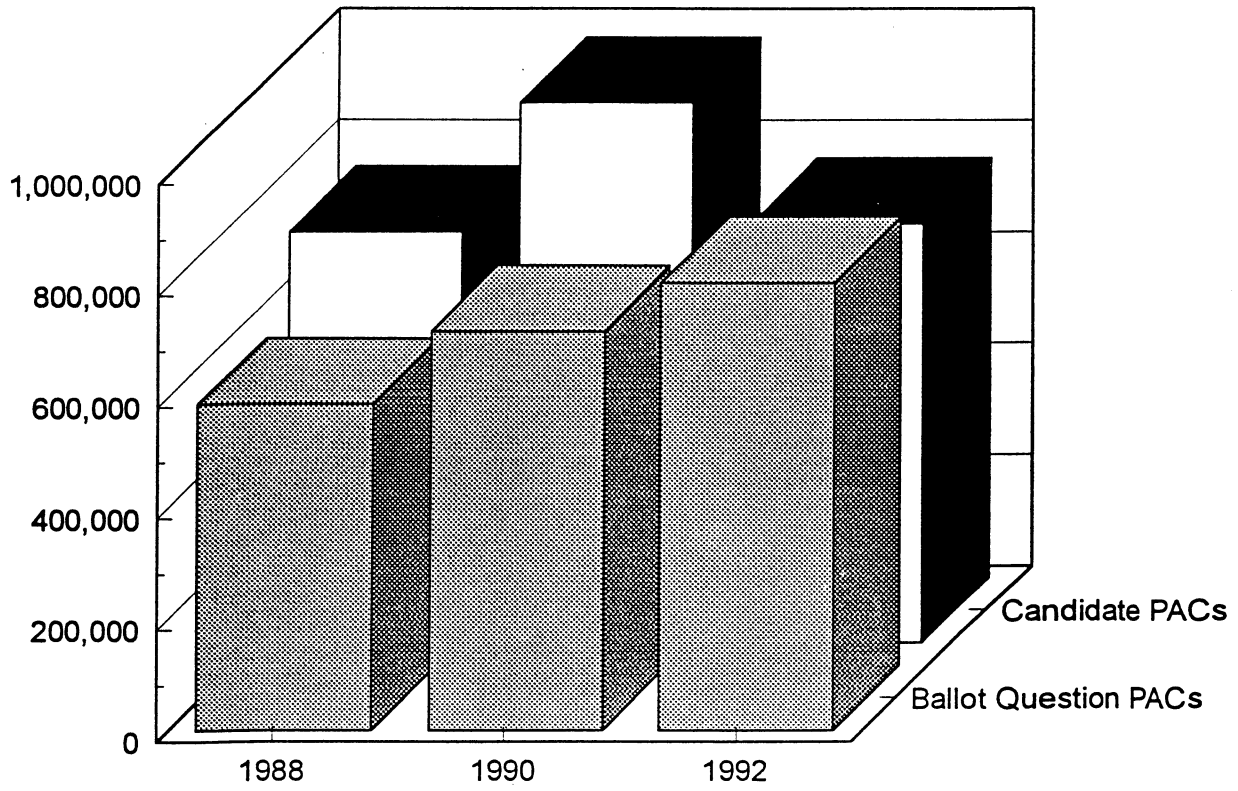
The total amount spent by PACs on candidates is roughly 22 percent of the total receipts for candidates. But it would be erroneous to conclude that only 22 percent of all House and Senate receipts came from PACs. Some candidates carried forward funds from a previous campaign, and PAC money may have been included in those funds.

STATE OF MAINE
COMMISSION ON GOVERNMENTAL ETHICS
AND ELECTION PRACTICES

EXPENDITURES OF POLITICAL ACTION COMMITTEES
REGISTERED IN MAINE

	<u>1988</u>	<u>1990</u>	<u>1992</u>
Candidate PACs	\$737,173.09	\$968,844.90	\$752,001.88
Ballot Question PACs	\$585,569.70	\$716,275.90	\$803,584.09
	<hr/>	<hr/>	<hr/>
TOTALS	\$1,322,742.79	\$1,685,120.80	\$1,555,585.97

Political Action Committee (PAC) Spending



STATE OF MAINE
 COMMISSION ON GOVERNMENTAL ETHICS AND ELECTION PRACTICES
 RECEIPTS AND EXPENDITURES OF POLITICAL ACTION COMMITTEES

PACs organized for purpose of supporting or opposing candidates. Totals are for calendar year 1992.

<u>PAC NAME</u>	<u>BALANCE CARRIED FORWARD FROM PREVIOUS YEAR</u>	<u>TOTAL RECEIPTS*</u>	<u>TOTAL CONTRIBUTIONS TO CANDIDATES/ COMMITTEES</u>	<u>TOTAL OPERATING EXPENSES</u>
AIA (American Insurance Association)	\$2,532.68	\$5,922.27	\$4,100.00	-0-
Aroostook PAC	641.09	641.09	-0-	34.88
CAREPAC of Maine	4,380.54	9,292.91	8,890.00	209.52
Central Maine Labor Council	251.59	251.59	-0-	-0-
China Citizens for Truth	-0-	60.00	-0-	60.00
Citizens for Duke	-0-	-0-	-0-	-0-
Citizens for Justice in Maine	26,376.64	50,178.83	43,688.94	583.80
Committee for a Responsible Senate	7,070.41	18,986.95	9,100.00	9,537.67
Committee for Responsive Government	15,101.60	19,430.10	9,040.50	8,314.80
Committee to Assure Maine People Equal Access to Health and Disability Benefits (see also page 7, Other PACs)			1,000.00	
DEM PAC	-0-	176.50	-0-	176.50
Dirigo Alliance	1,168.41	18,514.97	7,078.00	8,886.97
Energy-PAC for Maine	517.10	20,603.93	20,000.00	58.55
Fleet Bank PAC	11,647.95	12,797.95	8,400.00	200.00
Friends of Good Government (FOGG)	3,135.00	4,147.61	2,350.00	75.25
Friends of John Martin	-0-	20,393.37	1,450.00	17,964.82
GTE Maine State PAC	-0-	2,110.55	750.00	9.24

<u>PAC NAME</u>	<u>BALANCE CARRIED FORWARD FROM PREVIOUS YEAR</u>	<u>TOTAL RECEIPTS*</u>	<u>TOTAL CONTRIBUTIONS TO CANDIDATES/ COMMITTEES</u>	<u>TOTAL OPERATING EXPENSES</u>
Harness Industry PAC (HIPAC)	-0-	50.00	-0-	50.00
JET-PAC (James E. Tierney)	8,174.55	8,449.28	825.00 (719.00 to non-profits)	-0-
Leadership for the 90's	-0-	-0-	-0-	-0-
Legislative House Campaign Fund	6,956.91	60,148.59	41,240.00	13,217.25
Local 1253 PAC	19,411.14	23,984.69	15,850.00	-0-
Maine ABC PAC	308.99	308.99	(200.00)	107.69
MAINE AFL-CIO COPE	16,998.55	59,306.08	57,911.51	9.01
Maine Association of Realtors PAC	3,546.69	9,991.92	7,548.00	1,008.41
Maine BankPAC-State	9,014.92	28,050.83	20,300.00	6,380.00
Maine Biker's PAC	266.78	1,869.78	500.00	38.58
Maine Business PAC	2,442.57	73,815.18	64,800.00	8,610.38
Maine Community Hospital PAC	5,443.78	14,158.18	9,650.00	45.79
Maine Credit Union Legislative Action Committee	99.47	399.47	200.00	-0-
Maine Dental PAC	10,076.23	23,042.23	17,256.00	3,092.37
Maine Health Care Association	1,304.06	16,124.56	9,675.00	5,683.34
Maine Impact Coalition (MICPAC)	253.26	253.26	-0-	253.26
Maine Leadership Council	-0-	6,350.00	4,458.08	1,412.65
Maine League of Conservation Voters	368.90	3,671.90	-0-	2,789.20
Maine Life Underwriter's PAC	3,037.74	6,593.98	5,200.00	743.38
Maine NOW-PAC	3,181.24	16,039.28	8,970.00	5,100.08
Maine Optometrists PAC	1,680.99	2,283.26	2,075.00	58.00

<u>PAC NAME</u>	<u>BALANCE CARRIED FORWARD FROM PREVIOUS YEAR</u>	<u>TOTAL RECEIPTS*</u>	<u>TOTAL CONTRIBUTIONS TO CANDIDATES/ COMMITTEES</u>	<u>TOTAL OPERATING EXPENSES</u>
Maine Osteopathic PAC	-0-	1,980.00	1,200.00	94.75
Maine Right to Life Committee	907.00	3,625.74	-0-	2,584.44
Maine Standard PAC	-0-	-0-	-0-	-0-
Maine State Employees Association- PAGE	-0-	25,000.00	24,825.00	95.94
Maine Teachers Association PAC	21,387.54	37,702.09	28,850.00	5.73
Maine Truck PAC	879.59	16,579.59	11,050.00	3,764.41
Maine UAW PAC Council	1,750.00	5,750.00	1,450.00	-0-
Manufactured Housing Association of Maine	-0-	5,600.00 (from corporate assets)	5,600.00	-0-
Merchants Alliance for Better Government	108.52	5,338.52	4,600.00	369.90
Michael E. Carpenter PAC	491.75	491.75	-0-	-0-
M-PAC (Michael H. Michaud)	2,661.78	2,884.58	36.00	28.18
MPA Campaign Vote!	56.27	156.27	50.00	50.00
M-POWER PAC	-0-	3,180.00	115.00	3,094.07
NASW - PACE	-0-	3,145.90	2,060.00	295.56
National Federation of Independent Business	-0-	1,424.00	1,328.37	22.04
NRA Political Action Fund	-0-	33,876.25	33,876.25	-0-
PAD-PAC (Patients and Doctors)	5,758.31	24,933.67	12,300.00	11,228.70
POM-PAC (Pharmacists of Maine)	803.20	3,737.01	2,150.00	271.06
Pinetree PAC	14.35	14.35	-0-	-0-

<u>PAC NAME</u>	<u>BALANCE CARRIED FORWARD FROM PREVIOUS YEAR</u>	<u>TOTAL RECEIPTS*</u>	<u>TOTAL CONTRIBUTIONS TO CANDIDATES/ COMMITTEES</u>	<u>TOTAL OPERATING EXPENSES</u>
Political Action by Government Employees (PAGE)	1,331.05	2,766.68	-0-	40.64
Primerica Financial Services of Maine PAC	9,869.65	12,602.17	-0-	61.58
Professional Independent Insurance Agents of Maine PAC	-0-	5,471.43	5,250.00	213.82
Prudential Securities State and Local Good Government	2,693.42	20,680.92	13,150.00	243.54
Senate Democratic Fund	2,078.44	39,632.50	36,250.00	3,382.50
Shapiro Democratic Legislative Committee	6,285.09	56,879.54	32,047.18	22,620.17
Smokeless Tobacco Council, Inc.	-0-	-0-	-0-	-0-
Sportsman's Alliance of Maine PAC	21.50	21.50	-0-	-0-
Team '90	-0-	-0-	-0-	-0-
ThriftPAC - Maine	-0-	12,884.93	8,163.15	117.84
U.A. Local 321 PAC	518.40	785.36	-0-	-0-
Vose Victory Fund	-0-	1,382.64	1,019.00	363.64
Women's Leadership Campaign	-0-	483.00	-0-	866.00
1992 TOTALS - CANDIDATE PACs		<u>\$867,410.47</u>	<u>\$607,475.98</u>	<u>\$144,525.90</u>

TOTAL RECEIPTS \$867,410.47

TOTAL EXPENDITURES \$752,001.88

PACs organized for purpose of supporting or opposing a 1992 ballot question. Totals are for all campaign transactions through 3/31/93.

<u>PAC NAME</u>	<u>TOTAL RECEIPTS</u>	<u>TOTAL EXPENDITURES</u>
Belfast and Moosehead Lake Railroad	20,464.11	20,464.11
Economic and Environmental Improvement Coalition	35,125.00	34,920.06
Fish and Wildlife Conservation Council	134,922.25	134,302.23
Friends of the Technical Colleges	67,801.72	67,568.19
Maine Jobs Bond Coalition	107,216.09	105,974.98
Maine National Bank Federal PAC	3,145.00	3,145.00
	<hr/>	<hr/>
1992 TOTALS - PACs SUPPORTING OR OPPOSING A 1992 BALLOT QUESTION	\$368,674.17	\$366,374.57

PACs organized for purpose of initiating a ballot question. Totals are for all campaign transactions through 3/31/93.

Citizens for Justice in the Workplace	108,759.88	108,092.85
Committee for Governmental Reform	247,675.00	224,743.45
Committee for 99 33	9,329.51**	9,297.50
Don't Waste Maine Alliance	3,952.04	3,640.98
Fair School Funding	26,724.47	25,779.95
Friends for a State Aquarium	17,550.00	17,350.40
Maine Citizens Committee for Utility Rate Reform	25.00	-0-

<u>PAC NAME</u>	<u>TOTAL RECEIPTS</u>	<u>TOTAL EXPENDITURES</u>
Maine Freedom Fighters	9,661.55	9,370.66
PAC to End All PACs	1,283.51**	479.01
The Pier Group	3,000.00	2,439.00
Property Tax Relief Now!	2,570.82	2,570.82
	<hr/>	<hr/>
1992 TOTALS - PACs INITIATING A BALLOT QUESTION	\$430,531.78	\$403,764.62

PACs organized for purpose of supporting or opposing a ballot question in an election held prior to calendar year 1992. Totals are for calendar year 1992.

<u>PAC NAME</u>	<u>BALANCE CARRIED FORWARD FROM PREVIOUS YEAR</u>	<u>TOTAL RECEIPTS*</u>	<u>TOTAL EXPENDITURES</u>
Campaign for Sensible Transportation	1,538.58	1,538.58	1,459.48
Citizens to Save Maine's Heritage	3,617.63	6,117.63	6,117.63
Citizens Who Care About Recycling	754.69	758.06	149.63
Coalition for Responsible Government	-37,425.04	37,431.56	6.52
Jobs for Maine's Future	231.00	231.00	-0-
Maine Citizens for Safe Waste Disposal	15,159.56	15,159.56	125.00
Maine Nuclear Referendum Committee	203.48	23,568.21	23,239.21
Nature Conservancy Action Fund	4,655.10	4,949.07	2,697.82
RailVision	125.36	1,650.36	1,522.08
Retail Federation of Maine	2,323.41	10,173.89	10,173.89***
		<hr/>	<hr/>
1992 TOTALS - PACs SUPPORTING OR OPPOSING A BALLOT QUESTION PRIOR TO 1992		\$101,577.92	\$45,491.26

Other PACs. Totals are for
calendar year 1992.

<u>PAC NAME</u>	<u>BALANCE CARRIED FORWARD FROM PREVIOUS YEAR</u>	<u>TOTAL RECEIPTS*</u>	<u>TOTAL EXPENDITURES</u>
Citizens for Governmental Restructuring	-0-	3,702.36	2,764.51
Committee to Assure Maine People Equal Access to Health and Disability Benefits	29,541.00	81,967.52	74,855.87
Gallant Medical/Disability Plan PAC	-0-	1,578.20	1,578.20
Independent Party PAC	-0-	4,710.70	4,710.70
Maine Coalition Against Hate	-0-	-0-	-0-
1992 TOTALS - OTHER PACs		<u>\$91,958.78</u>	<u>\$83,909.28</u>

ALL PACs REGISTERED IN MAINE - 1992:

TOTAL RECEIPTS	<u>\$1,860,153.12</u>
TOTAL EXPENDITURES	<u>\$1,651,541.61</u>

* Includes balance carried forward from previous year

** Includes loans

***Includes loan repayments

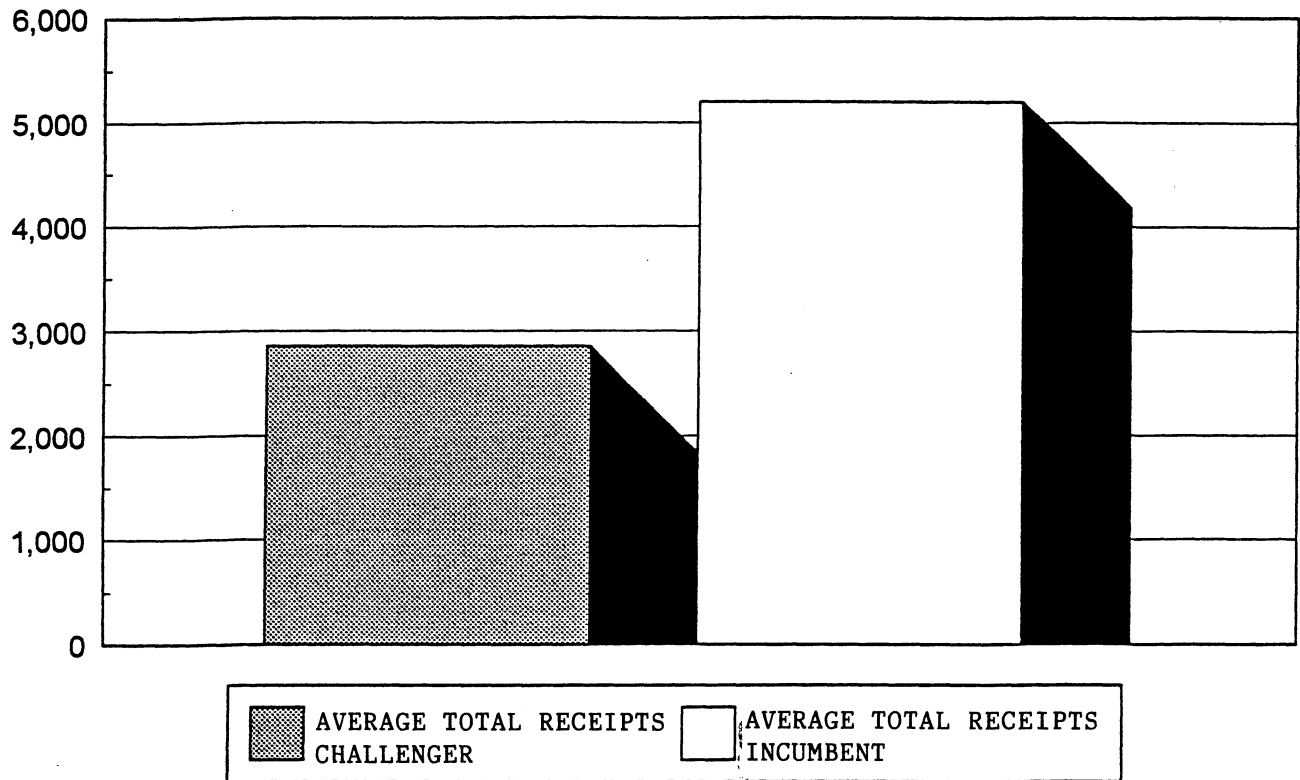
A COMPARISON OF CAMPAIGN RECEIPTS OF INCUMBENTS AND CHALLENGERS

Advocates of campaign finance reform argue that incumbents enjoy an overwhelming advantage over challengers in the area of fund-raising. A Commission study of funding for selected incumbents and challengers involved in the 1992 general election supports that view.


65 of 108 incumbents who sought re-election to the Maine House of Representatives, and their challengers, were included in the study. Excluded were races involving 24 unopposed incumbents, and races in which either the incumbent or his/her challenger in the general election faced opposition in the primary election. Members of legislative leadership were also excluded. In conducting the study, Commission staff reviewed the campaign finance reports of a total of 138 candidates.

Campaign receipts include contributions made during the 1992 election period, and funds carried forward from a previous campaign. The study shows that incumbents averaged \$5,199.00 in receipts, while challengers averaged \$2,859.00 (see chart on following page). Sixty of the sixty-five incumbents involved in the study won re-election.

Campaign Receipts - Incumbents vs. Challengers 1992 General Election



Re-election Rate - Incumbents Involved in Study



Survey covers 138 House candidates in 65 contested races involving incumbents. Excluded are: 1) races in which one or more of the candidates faced opposition in the primary election*; and 2) races involving any member of legislative leadership.

*Exception: Three races in which the candidates faced each other in primary election, and the defeated candidates ran as "write-in" in general election.

HOUSE DISTRICTS INCLUDED IN STUDY OF INCUMBENT/CHALLENGER FUNDING LEVELS

<u>District Number</u>		
4	53	95
7	54	96
8	56	102
10	58	104
14	60	105
15	63	114
16	64	118
19	65	119
21	71	122
22	73	123
26	74	125
28	75	126
32	77	129
33	78	135
34	81	137
36	82	139
37	83	142
39	87	143
42	90	144
43	91	146
44	92	149
49	94	

Cumulative Balance Report to Date
Date Printed: 09/07/93

Candidates for County Office

Off. Candidate	*Total Contributions	Total Expenditures	Current Loans	Cash Balance
CC Bernier, Henry	\$519.00	\$519.00	\$0.00	\$0.00
CC Boyce, Carol	\$0.00	\$0.00	\$0.00	\$0.00
CC Desjardins, Guy	\$840.26	\$840.26	\$0.00	\$0.00
CC Sanborn, Fred	\$51.00	\$42.68	\$0.00	\$8.32
CT Bourgoin, Normand	\$0.00	\$0.00	\$0.00	\$0.00
CT Boyce, George	\$1,292.79	\$1,292.79	\$0.00	\$0.00
CT Fournier, Richard	\$1,844.07	\$1,844.07	\$0.00	\$0.00
CT Giffin, Richard	\$590.50	\$590.50	\$0.00	\$0.00
RP Couturier, Robert	\$0.00	\$0.00	\$0.00	\$0.00
CC Fournier, Norman	\$0.00	\$0.00	\$0.00	\$0.00
CC McElwee, John	\$0.00	\$0.00	\$0.00	\$0.00
FC Beaton, Duncan	\$0.00	\$0.00	\$0.00	\$0.00
FC Ivey, Ralph	\$0.00	\$0.00	\$0.00	\$0.00
FC Kelley, Clayton	\$0.00	\$0.00	\$0.00	\$0.00
FC Voisine, Gary	\$0.00	\$0.00	\$0.00	\$0.00
JP Dunleavy, James P.	\$0.00	\$0.00	\$0.00	\$0.00
CC Boisot, L. Daniel	\$4,353.19	\$4,353.19	\$0.00	\$0.00
CC Clenott, Esther	\$3,782.45	\$3,552.73	\$0.00	\$229.72
CC Cramer, Lyle	\$2,303.66	\$2,339.67	\$36.01	\$0.00
CC Dorler, Ronald	\$1,662.83	\$1,662.83	\$0.00	\$0.00
CC Lucarelli, Quirino	\$1,683.10	\$1,683.10	\$0.00	\$0.00
CC Porell, Alfred	\$6,185.88	\$6,185.88	\$0.00	\$0.00
RD O'Brien, John	\$3,854.48	\$3,854.18	\$0.00	\$0.30
RD Ryder, Clayburn	\$50.00	\$0.00	\$0.00	\$50.00
RD Vail, Alfred	\$4,624.94	\$4,624.94	\$0.00	\$0.00
RP Conley, Gerard	\$0.00	\$0.00	\$0.00	\$0.00
RP Graffam, Linwood	\$360.77	\$360.77	\$0.00	\$0.00
CC Durrell, Ronald	\$127.38	\$127.38	\$0.00	\$0.00
CC Hardy, Frederick	\$2,028.50	\$2,028.50	\$0.00	\$0.00
CC McGrane, Gary	\$0.00	\$0.00	\$0.00	\$0.00
RP Morton, Joyce	\$0.00	\$0.00	\$0.00	\$0.00
SH Bourassa, Robert	\$933.74	\$933.74	\$0.00	\$0.00
SH Richards, Donald	\$3,314.59	\$3,314.59	\$0.00	\$0.00
CC Bunker, Walter	\$478.31	\$478.31	\$0.00	\$0.00
CC Butler, William	\$588.62	\$588.62	\$0.00	\$0.00
CC Damon, Dennis	\$941.72	\$955.09	\$0.00	-\$13.37
CC Hanscom, Earl	\$125.01	\$125.01	\$0.00	\$0.00
CC Salisbury, Roland	\$261.40	\$261.40	\$0.00	\$0.00
CT Fink, John	\$2,517.78	\$2,000.20	\$0.00	\$517.58
CT Lakin, Robert	\$105.72	\$105.72	\$0.00	\$0.00
RD Austin, Margaret	\$426.50	\$426.50	\$0.00	\$0.00
RD Bell, Sally	\$1,964.78	\$1,900.58	\$0.00	\$64.20
RD Hanscom, Marilyn	\$495.56	\$495.56	\$0.00	\$0.00
RP Lunt, Margaret	\$20.78	\$20.78	\$0.00	\$0.00

Cumulative Balance Report to Date
Date Printed: 09/07/93

Candidates for County Office

Off. Candidate	*Total Contributions	Total Expenditures	Current Loans	Cash Balance
CC Jabar, George	\$0.00	\$0.00	\$0.00	\$0.00
CC Kieltyka, Wesley Guy	\$0.00	\$0.00	\$0.00	\$0.00
CC Johnson, A. Mason	\$0.00	\$0.00	\$0.00	\$0.00
CC Savage, Elmer	\$0.00	\$0.00	\$0.00	\$0.00
RP Wotton, Linda	\$0.00	\$0.00	\$0.00	\$0.00
CC Barter, M. Robert	\$45.00	\$45.00	\$0.00	\$0.00
CC Gallagher, James	\$0.00	\$0.00	\$0.00	\$0.00
JP Berry, Thomas	\$0.00	\$0.00	\$0.00	\$0.00
CC Ferguson, Norman	\$0.00	\$0.00	\$0.00	\$0.00
CC Guay, Reginald	\$180.00	\$187.40	\$0.00	-\$7.40
CC MacDonald, Leo	\$180.00	\$180.00	\$0.00	\$0.00
JP Whiting, Richard	\$0.00	\$0.00	\$0.00	\$0.00
RP Tracy, Theodore	\$0.00	\$0.00	\$0.00	\$0.00
CC Baldacci, Peter	\$393.26	\$393.26	\$0.00	\$0.00
CC Davis, Thomas	\$2,867.77	\$2,867.77	\$0.00	\$0.00
CC Dearman, James	\$1,727.80	\$1,755.87	\$0.00	-\$28.07
CC Hudson, Jerry	\$0.00	\$0.00	\$0.00	\$0.00
RP Almy, Susan	\$0.00	\$0.00	\$0.00	\$0.00
CC Andrews, Gordon	\$0.00	\$0.00	\$0.00	\$0.00
CC DeWitt, Eben	\$0.00	\$0.00	\$0.00	\$0.00
JP Smith, Douglas	\$405.90	\$405.90	\$0.00	\$0.00
CC Albis, John	\$206.09	\$206.09	\$0.00	\$0.00
CC Beal, Ronald	\$0.00	\$0.00	\$0.00	\$0.00
CC Chapman, John	\$755.00	\$755.00	\$0.00	\$0.00
CC Connery, Crispin	\$0.00	\$0.00	\$0.00	\$0.00
CC Coombs, Kristen	\$2,349.62	\$2,349.62	\$0.00	\$0.00
CC Crosby, Charles	\$1,672.50	\$1,200.20	\$0.00	\$472.30
CC Gaul, Raymond	\$0.00	\$0.00	\$0.00	\$0.00
CC Haggett, Frederick	\$0.00	\$0.00	\$0.00	\$0.00
CC LeMieux, George	\$605.00	\$585.76	\$0.00	\$19.24
CC Pearce, Melvin	\$106.00	\$106.00	\$0.00	\$0.00
CC Russo, Walter	\$777.50	\$777.50	\$0.00	\$0.00
CC Umberhind, Paula	\$0.00	\$0.00	\$0.00	\$0.00
CC Vitelli, James	\$0.00	\$0.00	\$0.00	\$0.00
JP Therriault, Roger	\$2,205.89	\$2,157.57	\$0.00	\$48.32
JP Voorhees, John	\$3,469.69	\$3,503.86	\$0.00	-\$34.17
RD Trott, Barbara	\$523.50	\$523.50	\$0.00	\$0.00
RP Cohen, Noreen	\$1,355.86	\$1,348.20	\$0.00	\$7.66
RP Hagerthy, Dana	\$3,262.14	\$3,262.14	\$0.00	\$0.00
SH Alexander, Russell	\$3,788.77	\$3,788.77	\$0.00	\$0.00
SH Forbes, Donald	\$1,386.00	\$1,363.82	\$0.00	\$22.18
SH Westrum, Mark	\$4,963.16	\$6,239.20	\$1,300.00	\$23.96
CC Carpenter, Charles	\$0.00	\$0.00	\$0.00	\$0.00
CC Strickland, Gerald	\$0.00	\$0.00	\$0.00	\$0.00

Cumulative Balance Report to Date
Date Printed: 09/07/93

Candidates for County Office

Off. Candidate	*Total Contributions	Total Expenditures	Current Loans	Cash Balance
JP Poland, Richard	\$0.00	\$0.00	\$0.00	\$0.00
RP Hawes, Alison	\$0.00	\$0.00	\$0.00	\$0.00
CC Murch, Kenneth	\$0.00	\$0.00	\$0.00	\$0.00
CC Shute, Melvin	\$25.00	\$25.00	\$0.00	\$0.00
JP Barrett, Howard	\$0.00	\$0.00	\$0.00	\$0.00
RP Crowley, Joanne	\$170.64	\$170.64	\$0.00	\$0.00
CC Cline, Edward	\$60.00	\$30.00	\$0.00	\$30.00
CC Follis, Mary Kendall	\$150.00	\$109.00	\$0.00	\$41.00
CC Hazelwood, Robert	\$137.50	\$137.50	\$0.00	\$0.00
CC Parker, Terrence	\$390.55	\$390.55	\$0.00	\$0.00
CC Reisman, Jonathan	\$337.65	\$337.65	\$0.00	\$0.00
CC Scott, E. Leonard	\$190.30	\$190.30	\$0.00	\$0.00
CC Toffolon, Norman	\$0.00	\$0.00	\$0.00	\$0.00
CT Holmes, Jill	\$140.00	\$146.30	\$0.00	-\$6.30
CT Mallar, Sonia	\$260.00	\$256.20	\$0.00	\$3.80
CC Garnier, David	\$0.00	\$0.00	\$0.00	\$0.00
CC Glaze, Kayellen	\$1,132.15	\$1,132.15	\$0.00	\$0.00
CC Weymouth, Barbara	\$0.00	\$0.00	\$0.00	\$0.00
CC Wheeler, Gary Jay	\$0.00	\$0.00	\$0.00	\$0.00
CC Wood, Frank	\$0.00	\$0.00	\$0.00	\$0.00
JP Brooks, David	\$0.00	\$0.00	\$0.00	\$0.00
RP Dutremble, Richard	\$0.00	\$0.00	\$0.00	\$0.00
RP Hutchins, Lorraine Le	\$4,025.70	\$4,024.15	\$0.00	\$1.55
RP Truman, Peter	\$0.00	\$0.00	\$0.00	\$0.00

*Totals include balances carried forward from a previous campaign



COMMISSION ON GOVERNMENTAL ETHICS AND ELECTION PRACTICES

STATE HOUSE STATION 101
OFFICE OF THE SECRETARY OF STATE
AUGUSTA, MAINE 04333

Maine Code of Fair Campaign Practices
21-A MRSA §1101(2)

I shall conduct my campaign and, to the extent reasonably possible, insist that my supporters conduct themselves, in a manner consistent with the best Maine and American traditions, discussing the issues and presenting my record and policies with sincerity and candor.

I shall uphold the right of every qualified voter to free and equal participation in the election process.

I shall not participate in and I shall condemn defamation of and other attacks on any opposing candidate or party that I do not believe to be truthful, provable and relevant to my campaign.

I shall not use or authorize and I shall condemn material relating to my campaign that falsifies, misrepresents or distorts the facts, including, but not limited to, malicious or unfounded accusations creating or exploiting doubts as to the morality, patriotism or motivations of any party or candidate.

I shall not appeal to and I shall condemn appeals to prejudices based on race, creed, sex or national origin.

I shall not practice and I shall condemn practices that tend to corrupt or undermine the system of free election or that hamper or prevent the free expression of the will of the voters.

I shall promptly and publicly repudiate the support of any individual or group that resorts, on behalf of my candidacy or in opposition to that of an opponent, to methods in violation of the letter or spirit of this code.

I, the undersigned, candidate for election to public office in the State of Maine, hereby voluntarily endorse, subscribe to and solemnly pledge to conduct my campaign in accordance with the above principles and practices.

Candidate for Public Office

Date