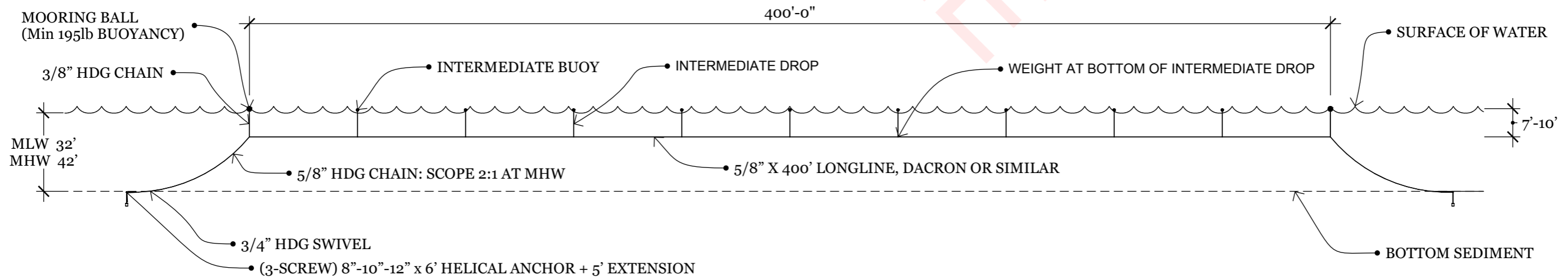


O V E R H E A D V I E W

scale: 1"=40'

A 001

SAMPLE



E L E V A T I O N V I E W

scale: 1"=40'

A 001

CLIENT

ISSUE


PROJECT
KELP LPA:
400' X 1'

DRAWN BY

DESCRIPTION
WINTER GEAR

a

01

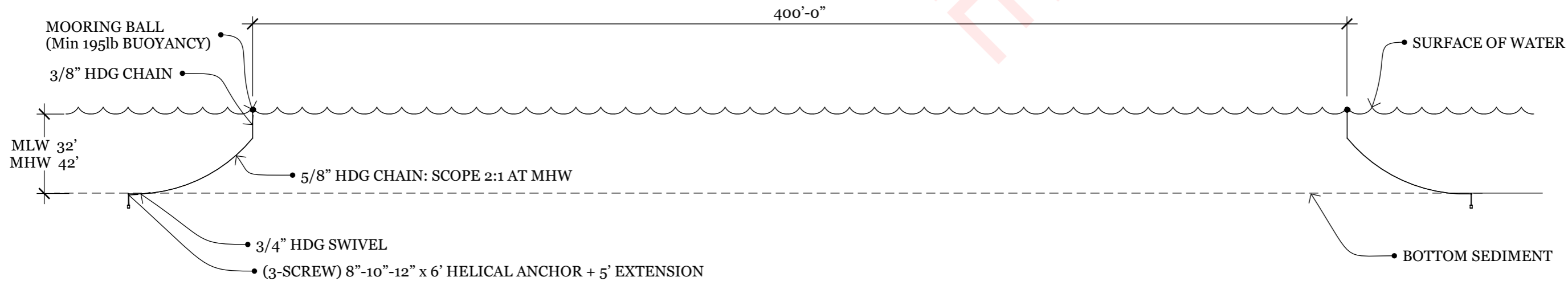


O V E R H E A D V I E W

scale: 1"=40'

A	002
---	-----

NO LONGLINE OR INTERMEDIATE FLOATS IN SUMMER



E L E V A T I O N V I E W

scale: 1"=40'

A	002
---	-----

CLIENT

ISSUE

PROJECT
KELP LPA:
400' X 1'

DRAWN BY

DESCRIPTION
SUMMER GEAR

a

02